

YOUR GUIDE FOR SIGNAGE SOLUTIONS



Experience the Vista



The U&I Method

We hope you will enjoy our new guidebook, and find it useful and convenient. As you may have noticed, we often mention in our literature that we operate according to the U&I business method. The U&I method was developed by us with a specific goal and is our promise to the market. We strive to continually provide an "Unbelievable & Incredible" experience to our customers with everything we do. Sounds overstated? Well, we mean it! We realize that our customers expect their service to improve and not decline. We also understand that's exactly what gets us excited about being in business in the first place: The challenge of discovering just how far we can go to impress you, to excite and surprise you and to improve your well being as a result of doing business with us. Focusing on this goal requires our team to constantly work hard on improving, creating and generating new ideas as to how we can improve your well being. This type of focus and purpose generates a positive atmosphere amongst our company and makes it a great place to be in. We invite you to join our excitement!

With Vista System, you get what is expected from a leading international sign manufacturer

- Availability of service through thousands of sign professionals worldwide.
- A modern, contemporary clean look.
- Simple to use and easy to update by yourself.
- Maximizing modularity with a wide range of sizes.
- Providing a comprehensive solution with an unrivaled range of applications that covers the entire project for a competitive price.
- High quality, 100% guaranteed product.

Table of Content

Vista

Curved Modular Way-Finding System

About Vista System.....	4
Wall Signs.....	7
Projecting Signs.....	16
Directories.....	21
Table Stands.....	29
Double Sided Pylons.....	35
Suspended Signs.....	38
Double Sided Post Signs.....	42
Triangular Post Signs.....	44
Triangular Pylons.....	46
Custom Products.....	49
Vista Slider.....	50

Vista Sharp

Frameless at its best

About Vista Sharp.....	52
Wall Frames-with end caps.....	55
Wall Frames-4 extrusions.....	60
Directories.....	79
Suspended Signs.....	81
Flag Signs.....	89
Double Sided Pylon.....	92
Table Stands.....	94

Vista Square

Stands out above the rest

About Vista Square.....	100
Wall Frames Portrait.....	103
Wall Frames Landscape.....	121
Directories.....	131
Suspended Signs.....	139
Flag Signs.....	151
Corner Signs.....	155
Table Signs.....	163
Square Slider.....	167
Measurement Table.....	168

Vista NOVA

Ignites your imagination

About Vista Nova.....	170
Wall Frames.....	173
Projecting Signs.....	179
Directories.....	181
Table Stands.....	185
Suspended Signs.....	188
Nova Slider.....	193
Measurement Table.....	194

Vista VRS

Architectural aluminum frames

About VRS.....	196
Wall Frames.....	197
Slider & Table Frames.....	199
VRS Channels.....	200

Vista Light

Lighting up your way

About Vista Light.....	202
VL Wall Signs.....	205
VL Projecting Signs.....	208
VL Suspended Signs.....	210
VL Post Signs.....	212
VL Pylons.....	214
Flat Light Box Signs.....	218
Single Sided Light Box.....	219
Double Sided Suspended Light Box.....	222
Double Sided Projecting Light Box.....	223
Led Lighting.....	225

Vista Fabric

Guiding with Elegance

Vista Fabric.....	226
Fab20.....	227
Fab40-DS.....	228
Fab80.....	229
Fab120-DS.....	230

Vista EXPAND

Expanding your horizons

About Vista Expand.....	232
Wall Frames Portrait.....	235
Wall Frames Landscape.....	238
Double Sided Pylons.....	242
Post & Panel Portrait.....	246
Post & Panel Landscape.....	250
Measurement Table.....	253

Vista ADA

Accessible Signage

Vista ADA.....	254
Vista Insert.....	255
Vista Art.....	259
Tools.....	272

Vista Slider

Simple Communication

About Vista Slider.....	278
-------------------------	-----

Vista DISPLAY

Display it right

Snap Frames.....	282
Wall Mounted Display.....	290
Plexiglas Display Stands.....	295
A-Sign.....	296
Counter Slide-in Frame.....	299
Brochure Holders.....	300
Information and Menu Stands.....	310
Bulletin Board.....	313
Poster Stands.....	315
Sidewalk Sign.....	318
Rigid Poster Stand.....	319
Queue Belt Barriers.....	320

Vista Sectors

Just brand it

About Vista Sectors.....	322
--------------------------	-----

Contact Us

Sample & Display Kits.....	325
Contact Details.....	328

We are green!

In 2007, our design team began reviewing and redesigned most of our system to make sure it is as green as possible. The outcome is an eco-friendly signage solution that minimizes waste and allows for efficient recycling!

Vista System has been inspected & certified by Green Business Partnership, is a member of USGBC, and is an active member and education sponsor of SEGD - the Society for Environmental Graphic Design.

Longevity

When redesigning the Vista System, we placed longevity as our key concern. We concentrated on achieving sustainability via general material selection, the fabrication process, and final disposition. Successful modular systems are based on the ability to change elements of the sign while maintaining the system over a long period of time.

Materials

We have chosen aluminum extrusions as the basis of our system accompanied by attachment components made from aluminum and steel, which are all protected against corrosion to promote longevity. We choose to supply our plastic parts from materials such as polycarbonate for outstanding durability and resistance to vandalism.

Insert System

The frame or sign holder system allows for easy updating of the insert without the need to replace the whole sign.

Design

Designing a product that can be described over time, as

having a “contemporary look” is as important as the length of time the products can physically withstand the elements.

Air & Environment Quality

We have chosen to use mechanical fasteners instead of harmful out-gassing adhesives. We have invested in redesigning our system to eliminate the use of adhesives for connecting components completely!

Resource and Waste Management

The Vista System is based on modular components that are easy to separate into individual elements that can be taken apart and reused or sent for recycling. We have challenged our designers to come up with solutions that are both pleasing to the eye and fully recyclable.

We reuse packing materials as much as possible, recycle the materials that are not reusable and finally, introduced recyclable, lightweight cardboard-based pallets, which have replaced the majority of wooden pallets used thus far.


Energy Efficiency

We have recently redesigned all of our extrusions to reduce their weight to the minimum necessary without jeopardizing the integrity of the product. This reduction in material reduces the use of energy used in the manufacturing process, transportation and the eventual aluminum recycling process. Vista System, being a frame-based system, allows for the use of many types of substrates. This gives great flexibility to choose the most energy efficient substrate materials available now and in the future.





We do it your Way-Finding



Curved Modular Way-Finding System

- Comprehensive solution
- A wide range of sizes
- Handles all graphic applications
- Easy to adopt
- Environmentally friendly

Vista System is a world leading curved way-finding system that offers comprehensive solutions for every project: suspended signs, flag signs, directories, double sided pylons, triangular pylons, post signs, table stands, and many more. No other curved system can offer such a comprehensive solution.


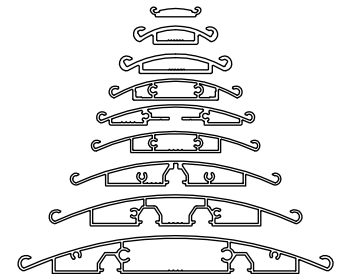
The system is designed to handle most applications and materials used in the sign industry (printed-paper, engraved, embossed, screen-printed substrates, photo-metal, photo-polymer, vinyl graphics, tactile, and more). The materials used include polymers and metals of all types, plastics, paper, etc. Any material with flexibility and the correct thickness may be used as an insert with Vista System frames.



Vista System is the only system featuring more than 80 different extrusions, creating unlimited widths and shapes. This wide choice of sizes and shapes allows the customer to stick to one sign system throughout a project, and to find solutions to almost any kind of sign required.

Signs sized 16-400 mm have a complete vista profile.

Signs from 420 mm wide and up use the VBS profile which makes them lighter, greener and more cost effective, while still providing a solid frame.



Gripper Extrusion:

The VBS side channel has an inner track into which a special plastic profile, that is designed to grip and hold the insert in place, is inserted. This greatly improves the hold of the insert to the sign itself.



Standard finishes for vista profiles are silver and black anodized. Custom sizes and finishes are available upon request.

End caps:

Vista System offers both plastic and metal end caps. The end caps are available with screws for maximum security to avoid vandalism. Plastic caps are made of a custom formulated polymer of unique flexibility and resilience that can be painted. The metal end caps are made of aluminum with silver or black anodized finishes and include stainless steel screws.




Screw bosses for structural purposes:

Vista System offers a revolutionary solution for attaching and installing signs with no need for the welding and/or building of metal construction for support. A system of massive channels (screw bosses) for screws are inside the extrusion itself, enabling the construction of an enormous selection of elements within minutes and without any welding or special tools.

Separation strips:

Vista System offers an integrated system which allows a sign to be divided into separate changeable slats within one sign.



Vista System signs are very easy to update. Just pull out the clear cover, change the graphics and place the clear cover back!



Vista System frames can accept ADA technology inserts. We supply ADA inserts, ask your Vista rep. about it!

Vista System – a complete solution for the entire project!



Vista promo 20

The Vista Promo 20 Kit provides 20 giveaway sign samples, all personalized with your company's logo and details, allowing you to meet with customers and close deals on the spot.



Vista Display Sign kit

An eye-catching Display Panel, featuring a wide selection of signs from Vista System product. In a high quality, visual elegance combined with technical simplicity of Vista Signs



Use Vista Display Sign kit to **PROMOTE YOUR BUSINESS.**


Believe us, it will be worth it.



Call us now!

For local contact details visit:
www.vistasystem.com/contact-us

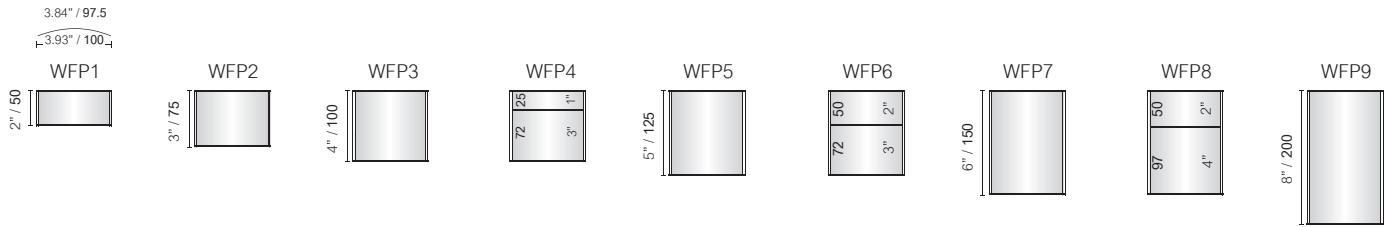
Vista
system
Wall Signs



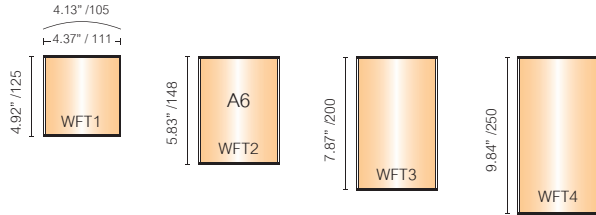
Wall Signs

Create wall-mounted signs with the Vista frame extrusions using any flat, flexible substrate to produce a curved-face sign.

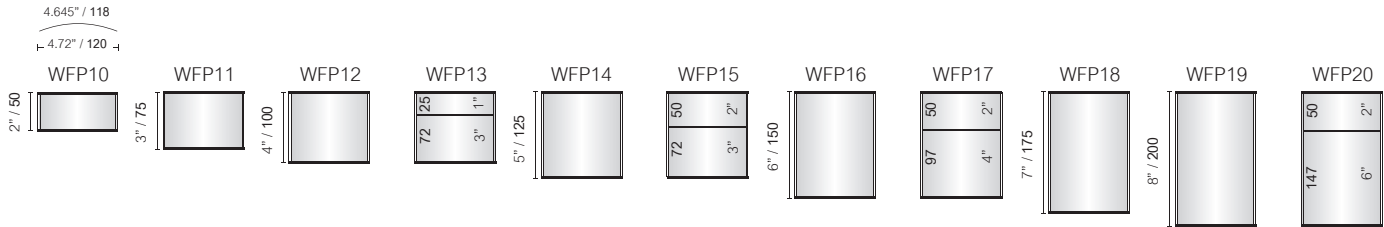
V100



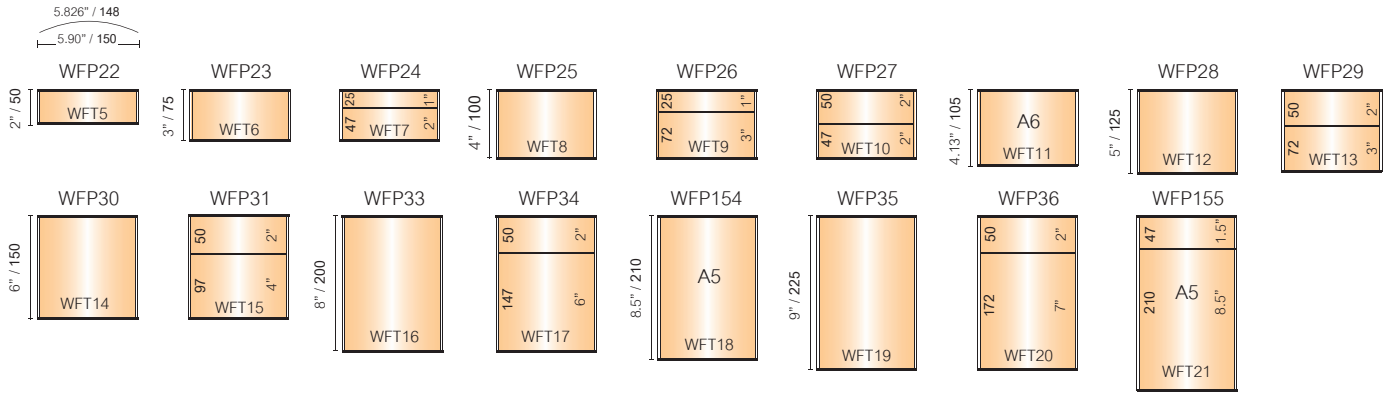
VA6 (105)



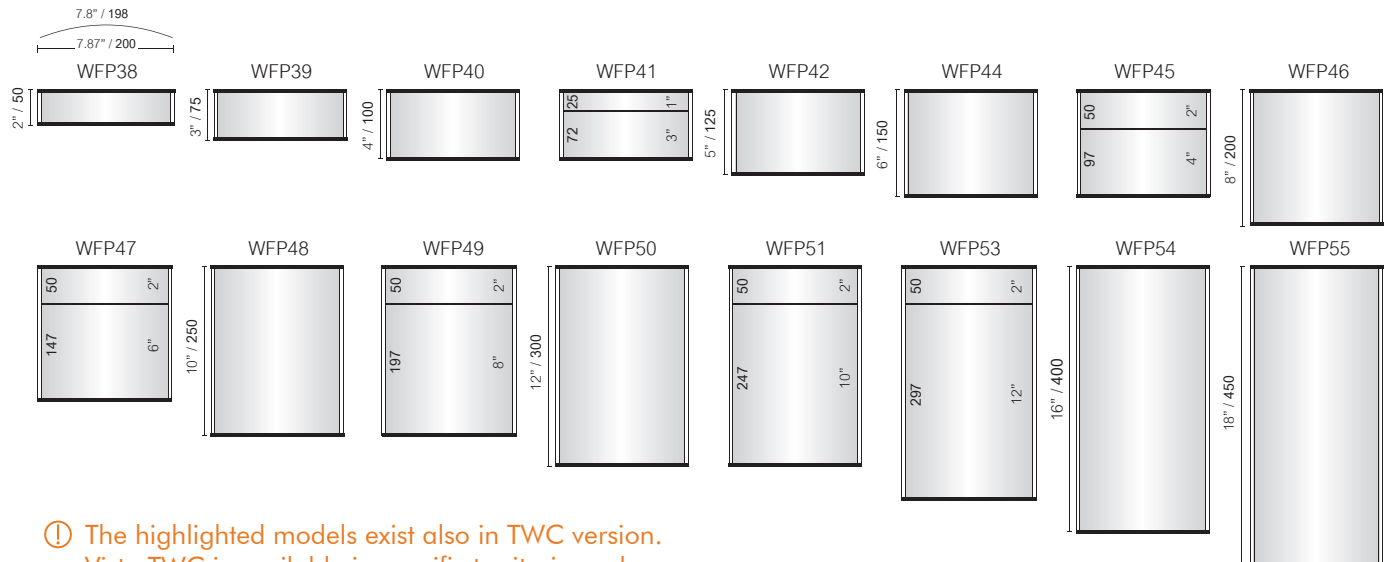
V120



V150

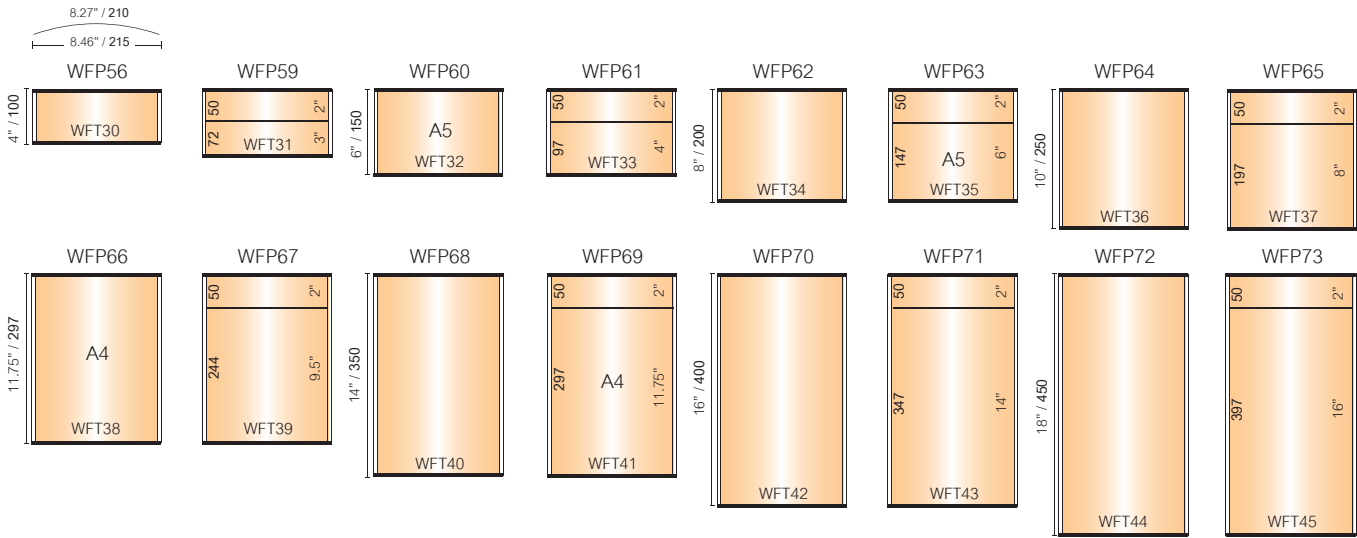


V200

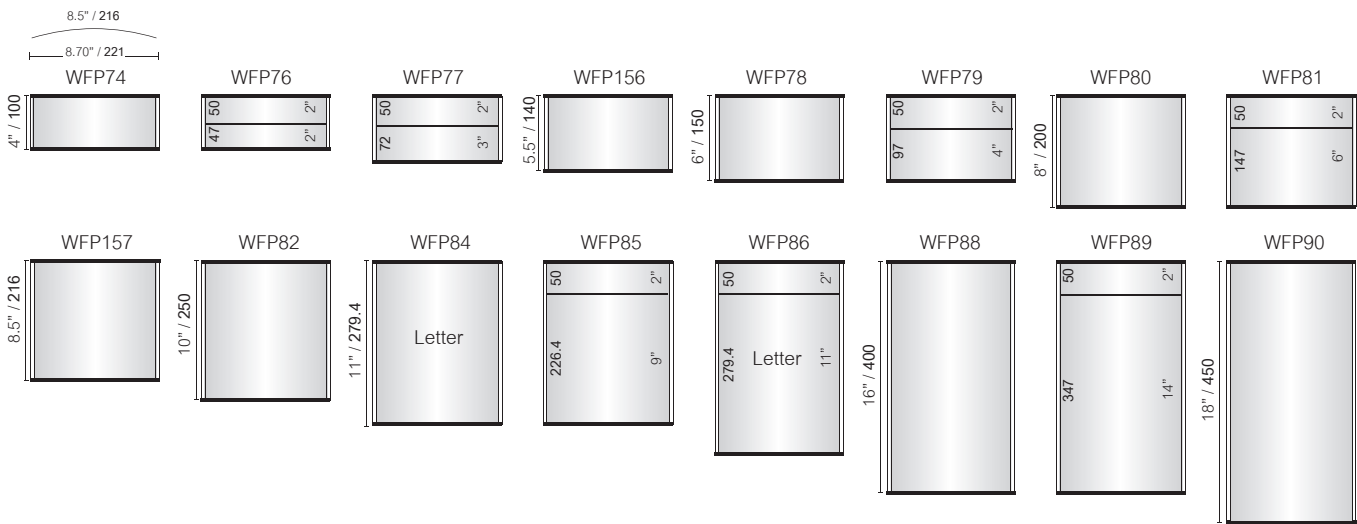


① The highlighted models exist also in TWC version.
Vista is available in specific territories only.

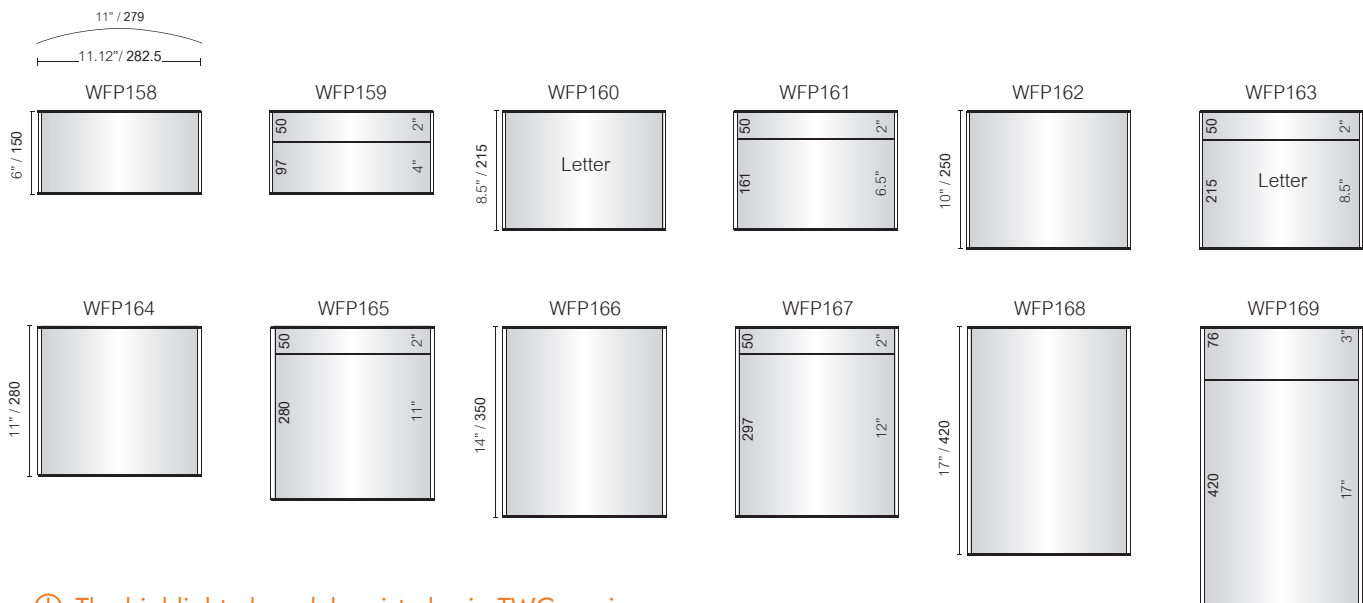
VA4 (210)



VLetter (216)

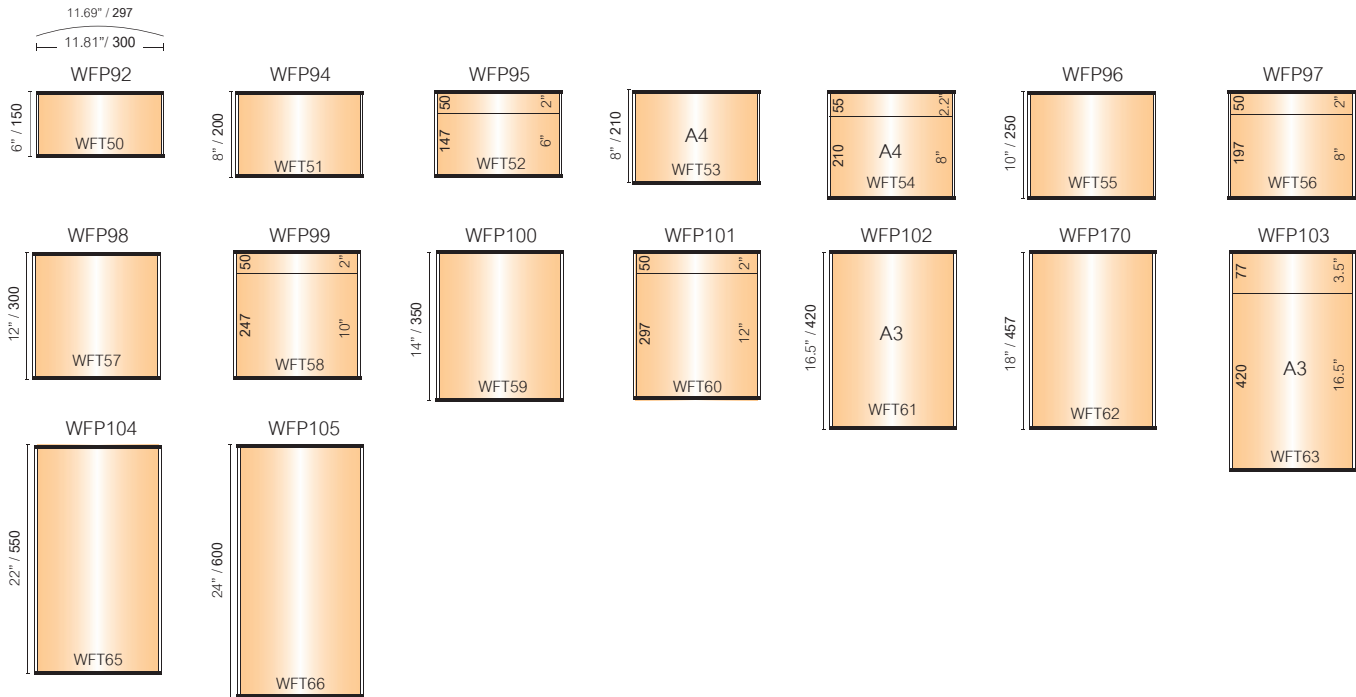


V11 (279)

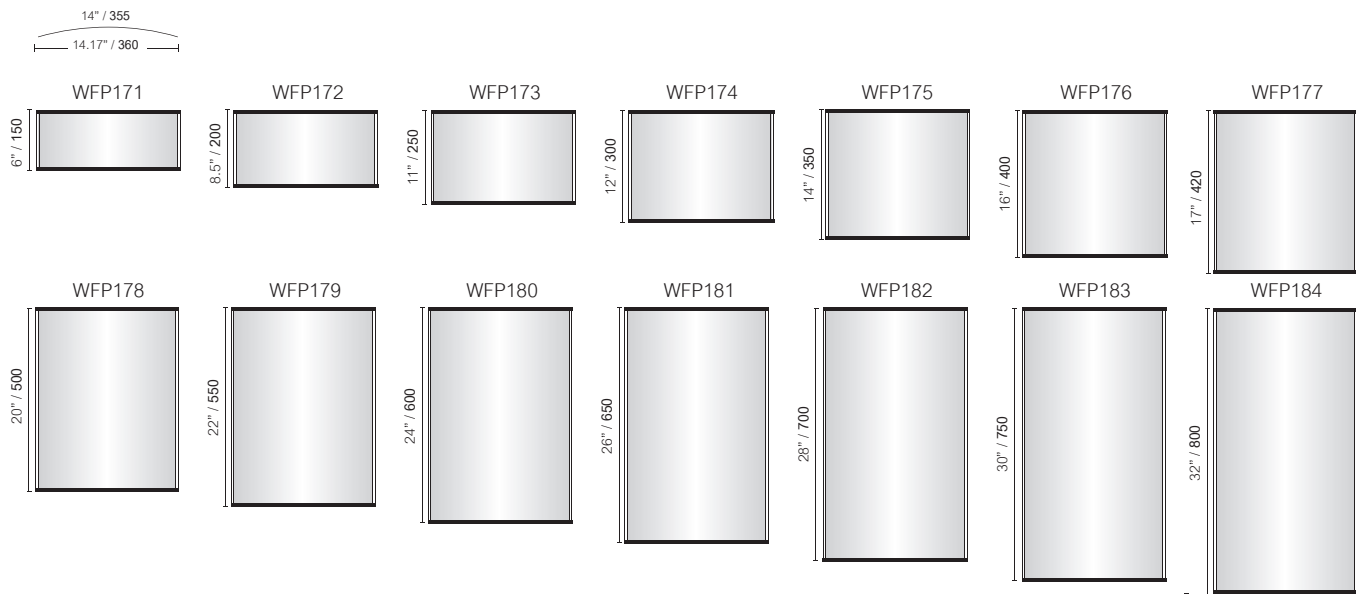


⚠ The highlighted models exist also in TWC version. Vista TWC is available in specific territories only.

V300 (A3)

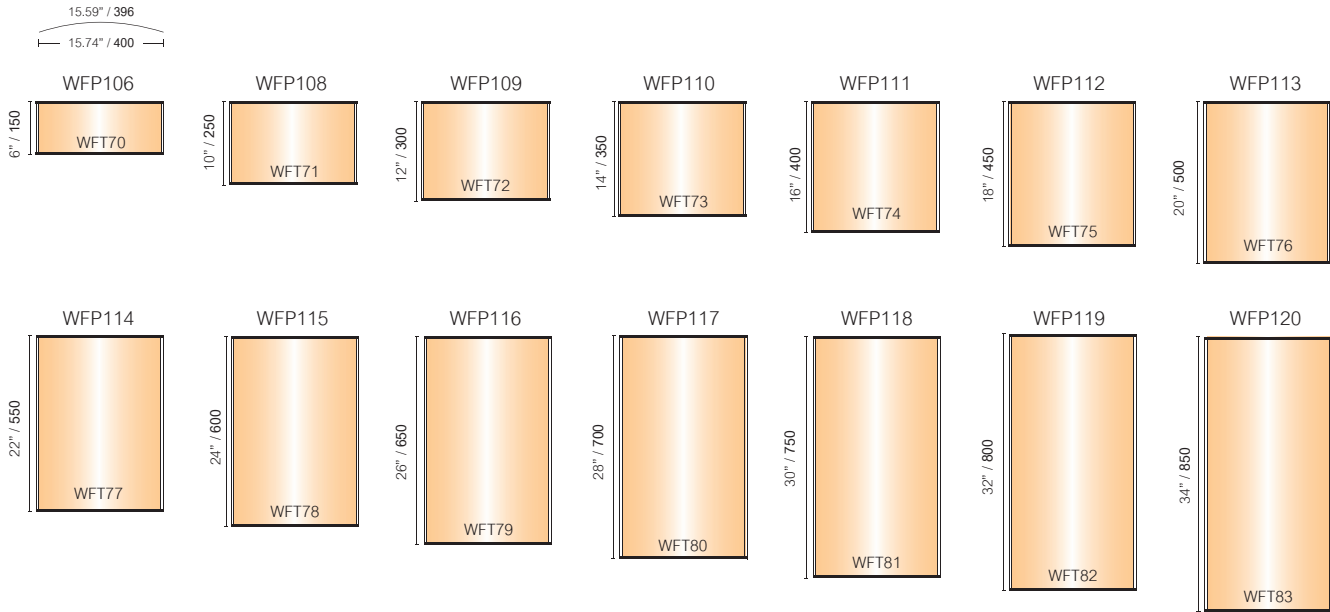


V14 (355)

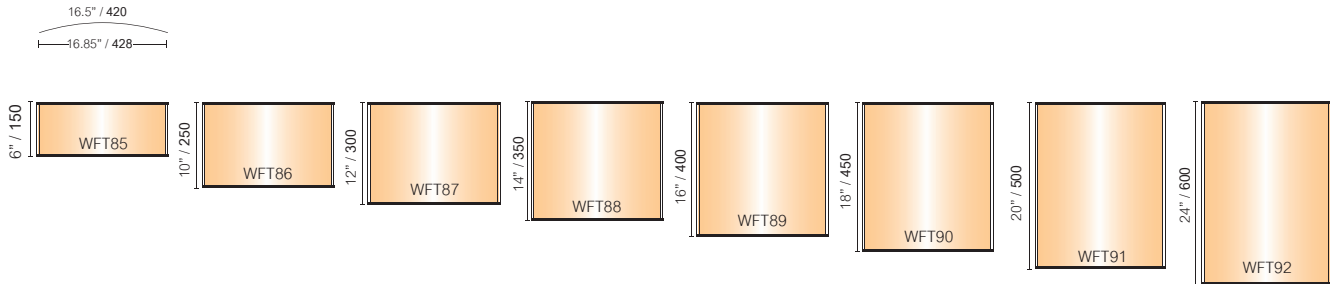


① The highlighted models exist also in TWC version.
Vista TWC is available in specific territories only.

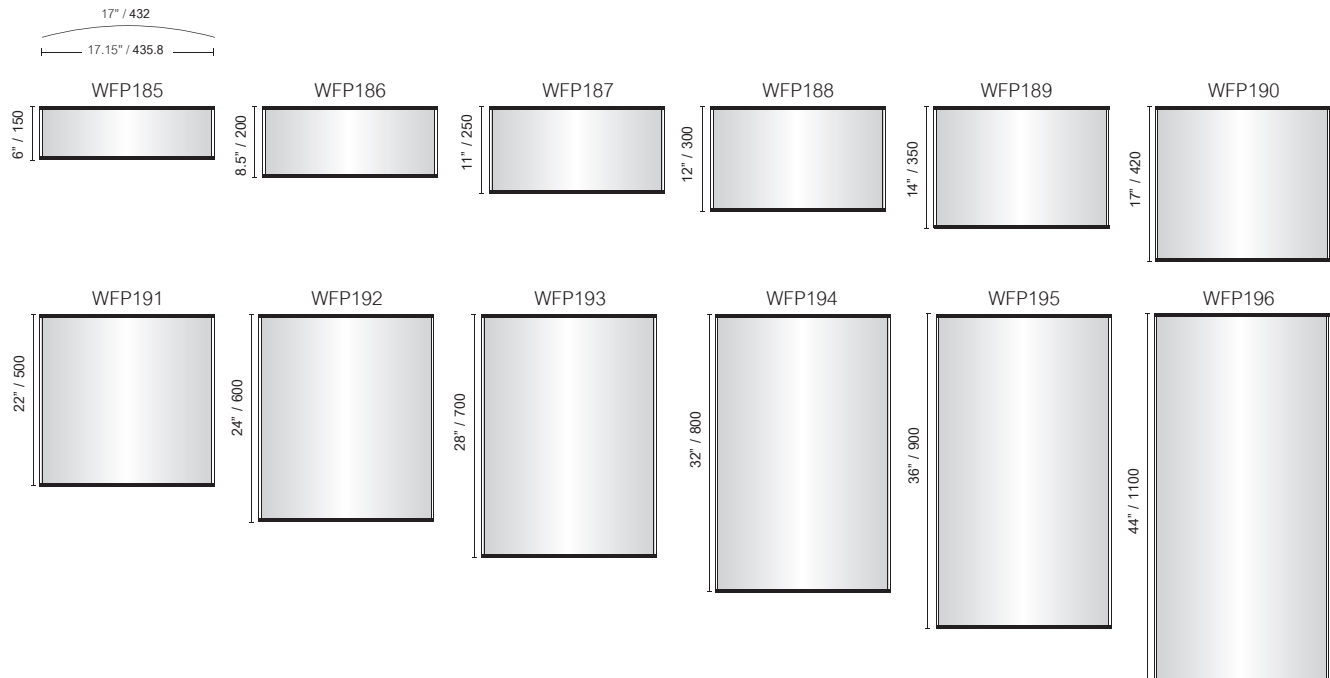
V400



V420

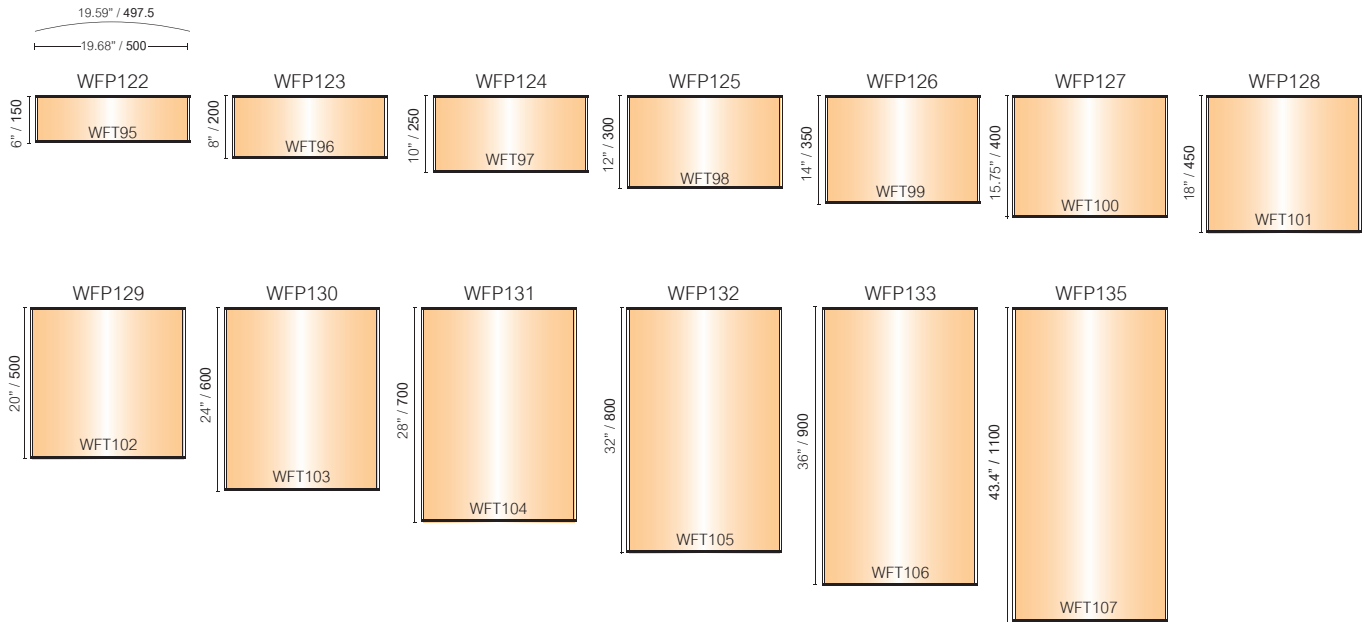


V17 (432)

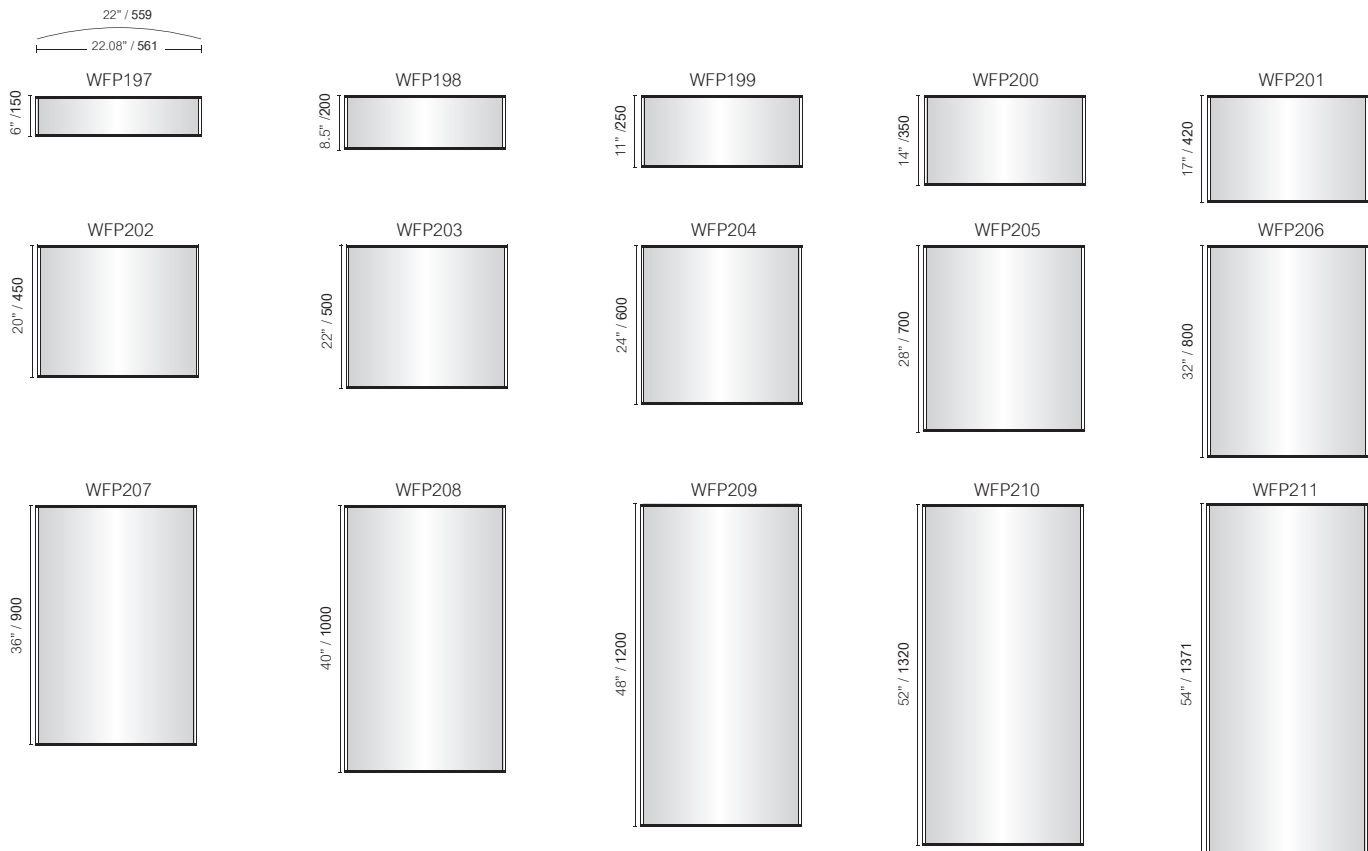


ⓘ The highlighted models exist also in TWC version. Vista TWC is available in specific territories only.

V500

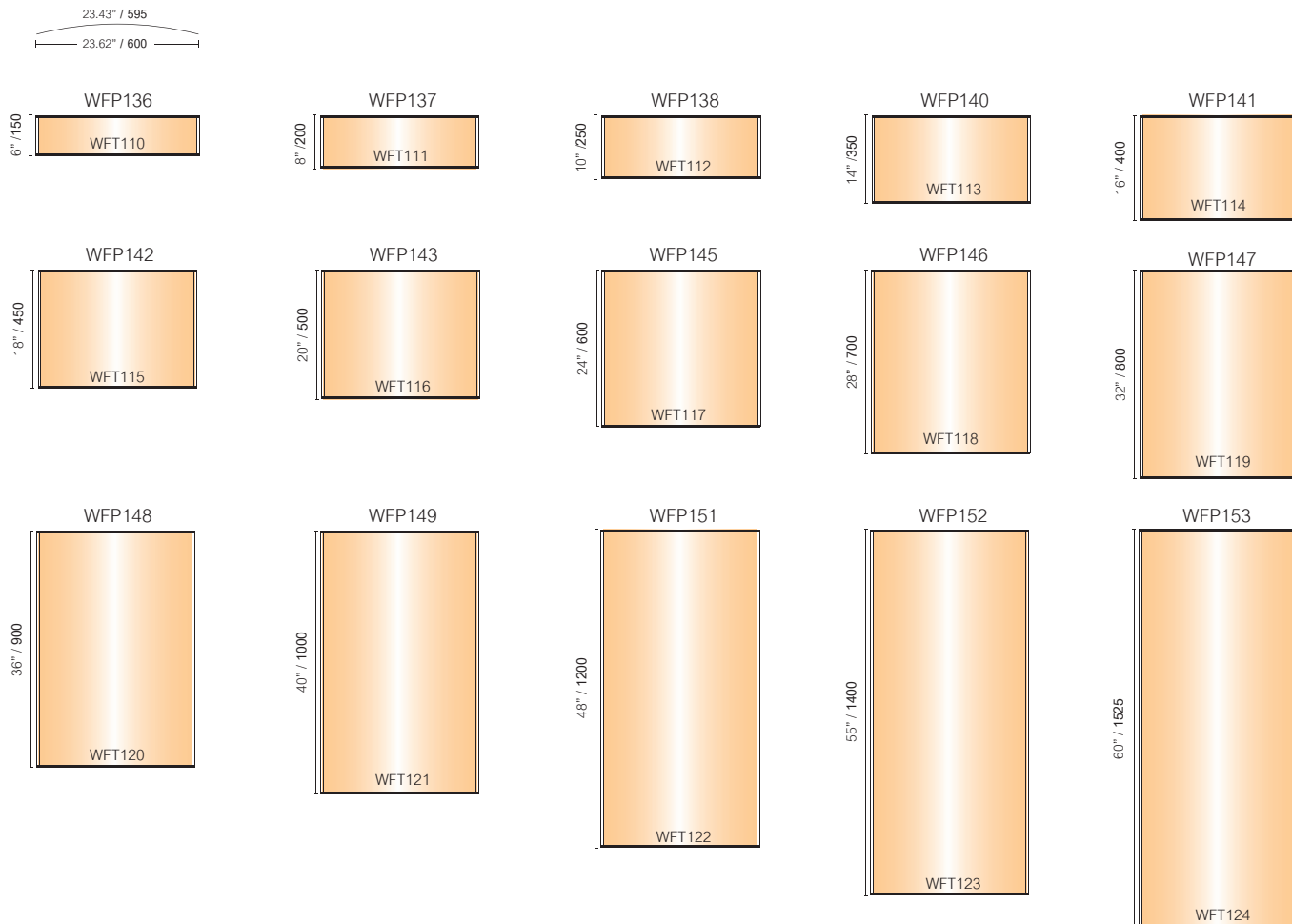


V22 (559)

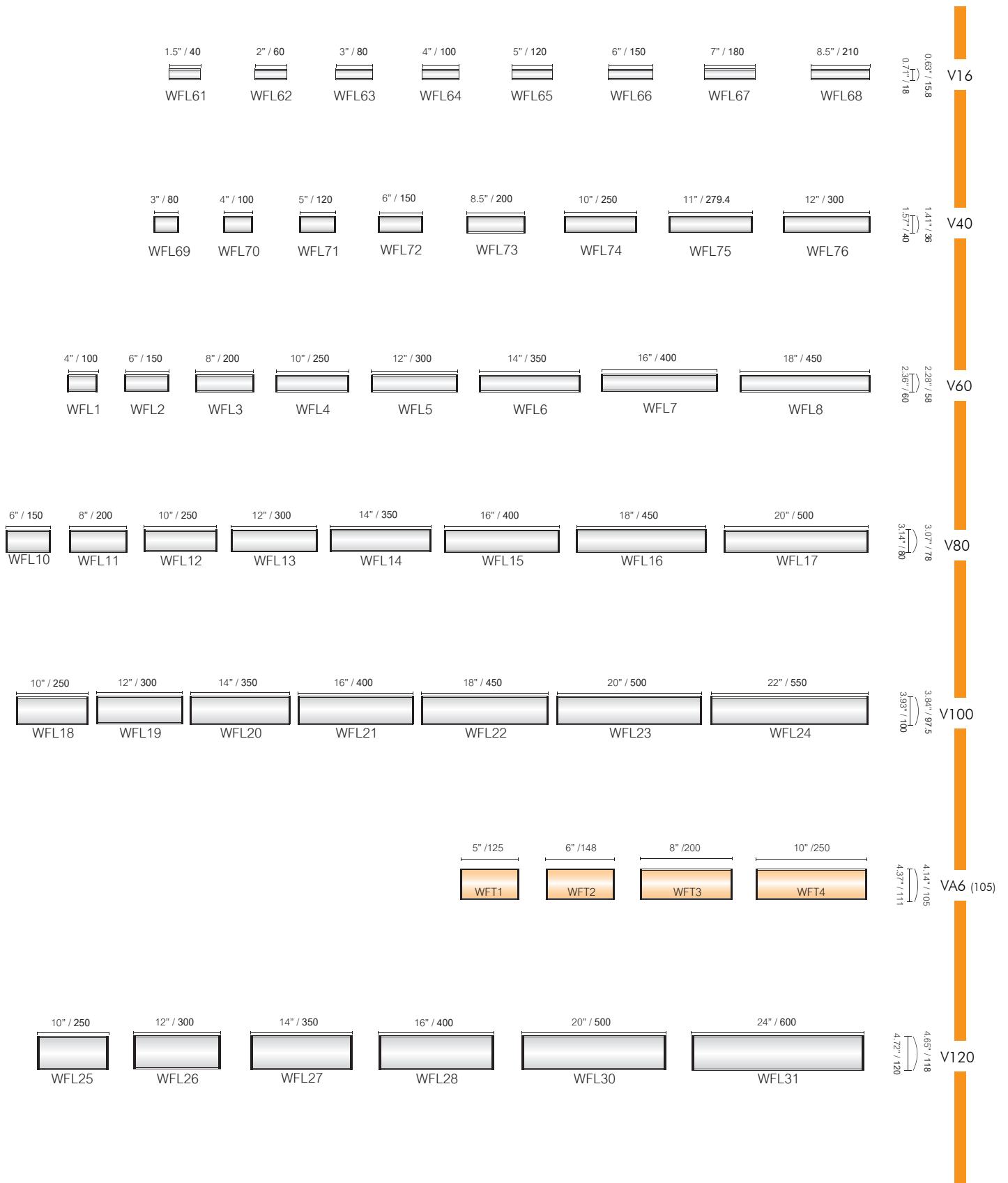


- ① Available measurements - up to V1200
- ① The highlighted models exist also in TWC version. Vista is available in specific territories only.

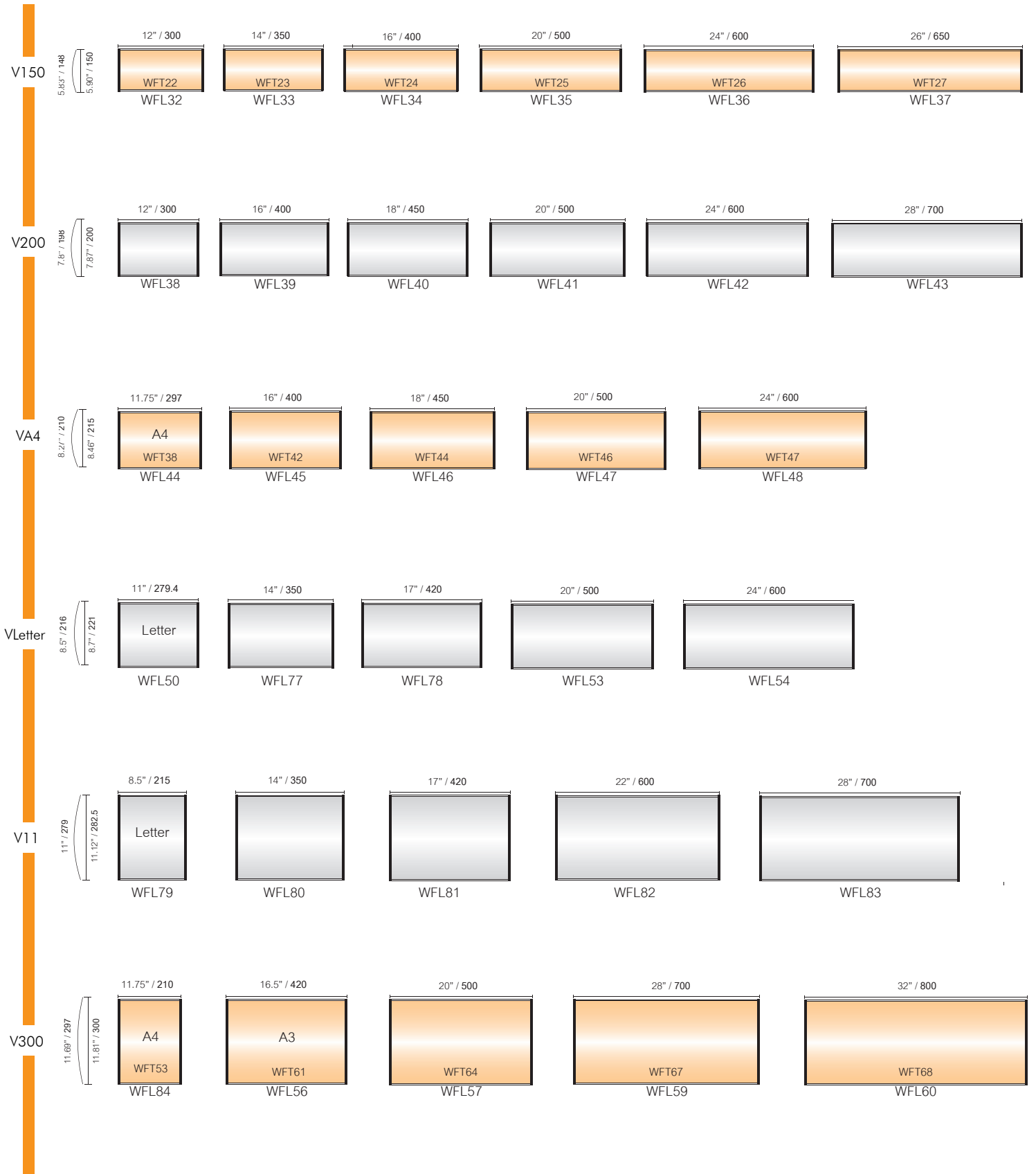
V600



① The highlighted models exist also in TWC version. Vista TWC is available in specific territories only.



① The highlighted models exist also in TWC version.
Vista TWC is available in specific territories only.



ⓘ The highlighted models exist also in TWC version.
Vista TWC is available in specific territories only.

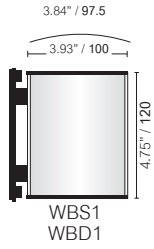


Projecting Signs

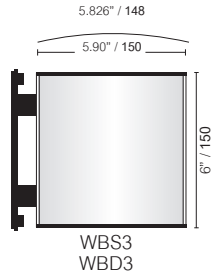
The projecting signs are designed to accept standard size extrusions. Three types of bases/brackets are offered:

- Wall Brackets (WB)
- Simple Base (WBSB)
- Flag Sign (FS)

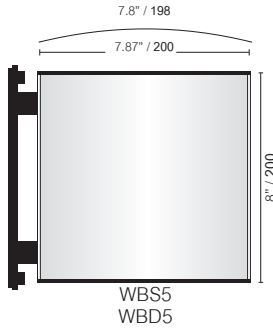
V100



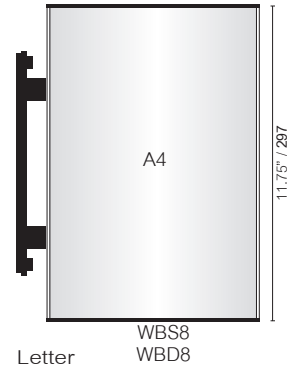
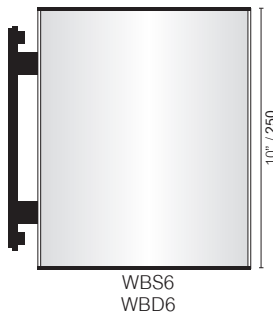
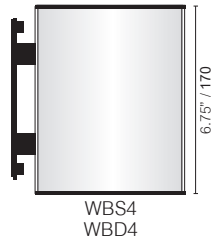
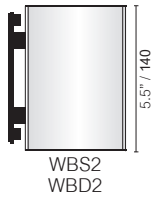
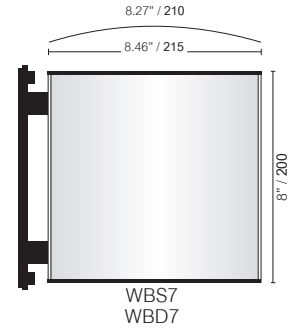
V150



V200

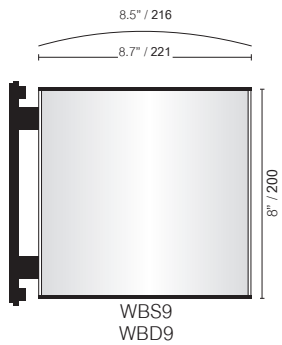


VA4

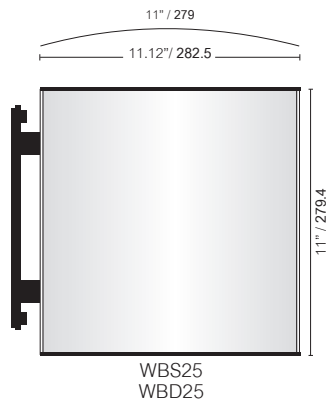


WBD = Deluxe WBS = Standard

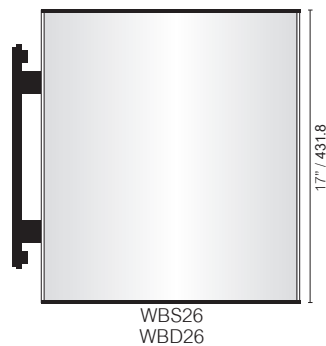
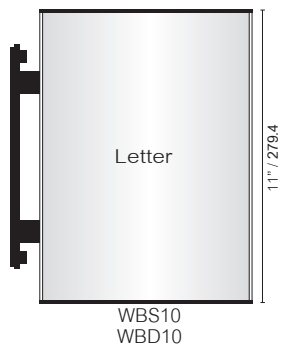
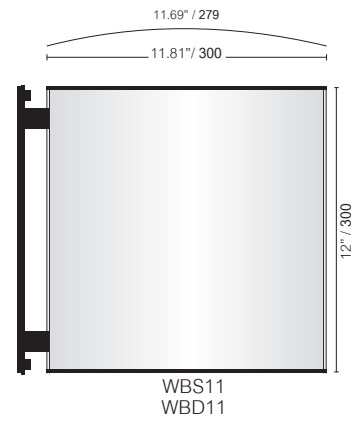
VLetter



V11



V300

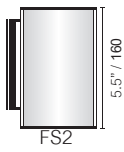
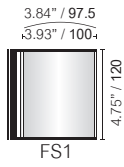


WBD = Deluxe WBS = Standard

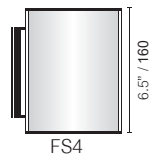
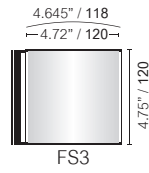




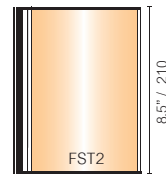
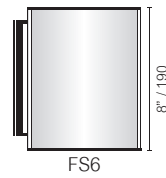
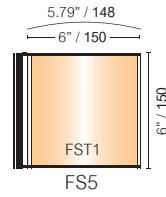
V100



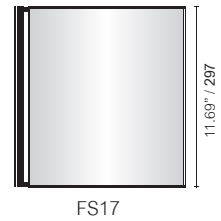
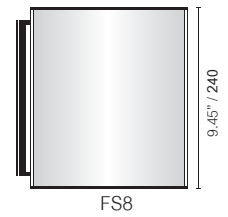
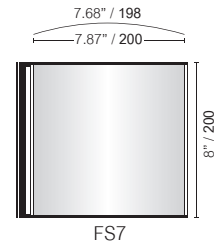
V120



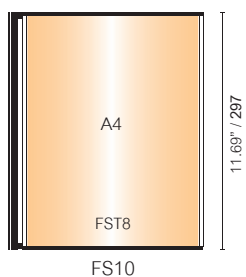
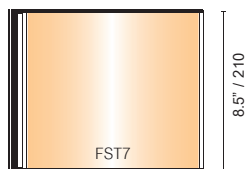
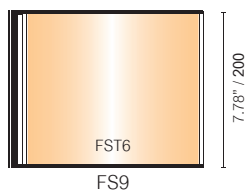
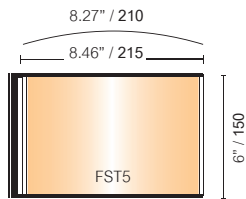
V150



V200


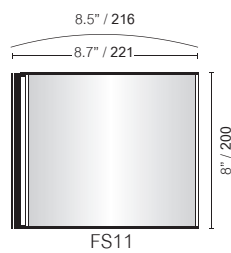


V-A4

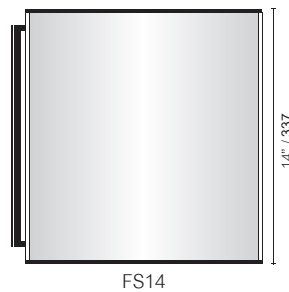
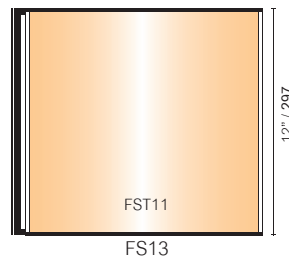
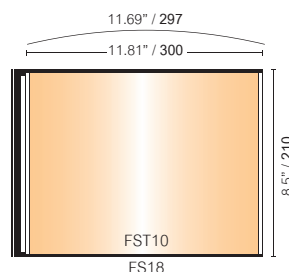


FS10

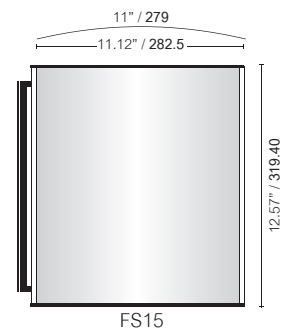
V-letter



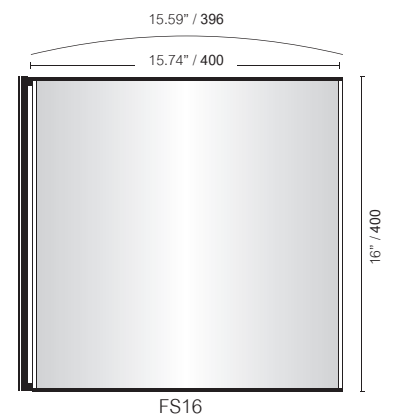
V300



V11



V400



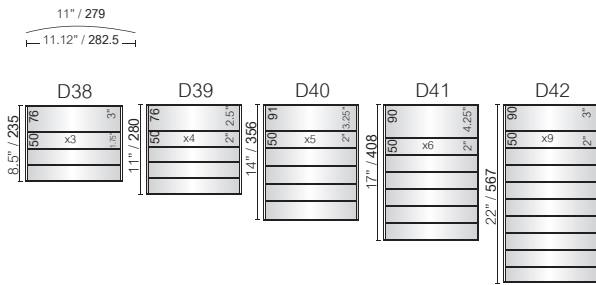
ⓘ The highlighted models exist also in TWC version. Vista TWC is available in specific territories only.



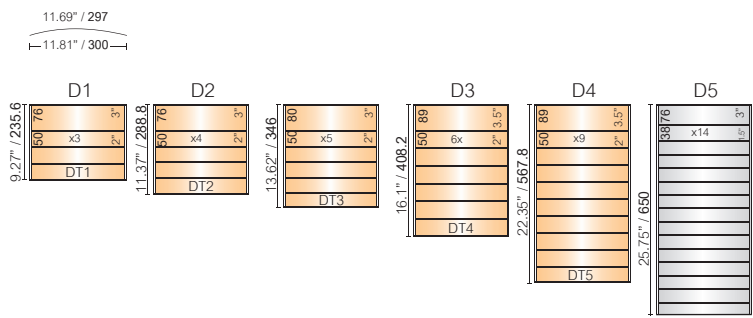
Directories

Vista System directories are fast, easy and simple to assemble and install. There is no need for special tools. The system has the advantage of flexibility to accept a variety of insert materials as well as the complete freedom to determine the height of each information strip, you decide how the sign will be sectioned by placing the separation strips as needed. Where? Wherever you decide, according to your design.

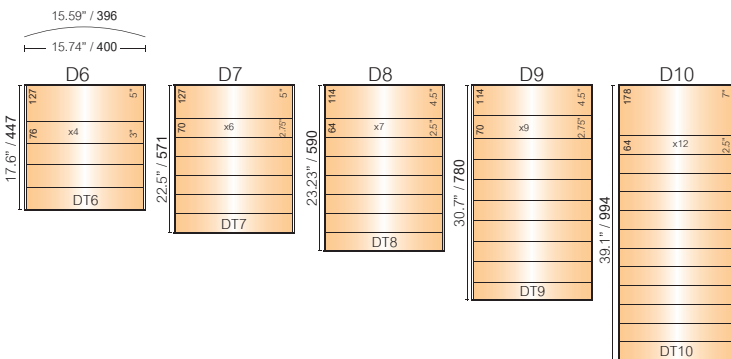
V11 (279)



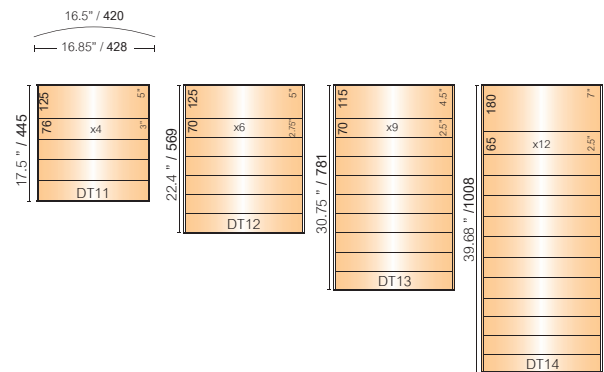
V300 (A3)



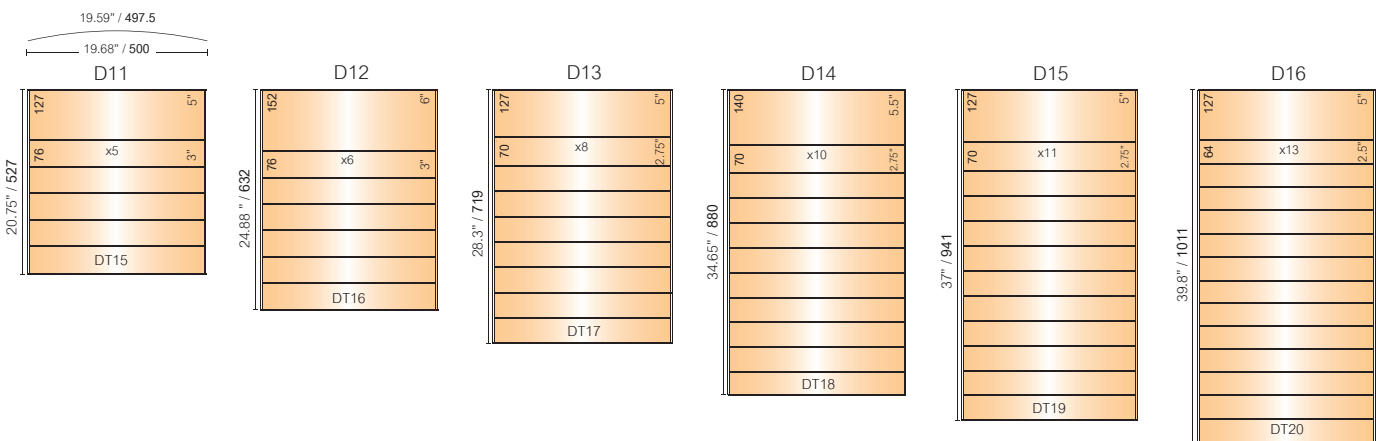
V400



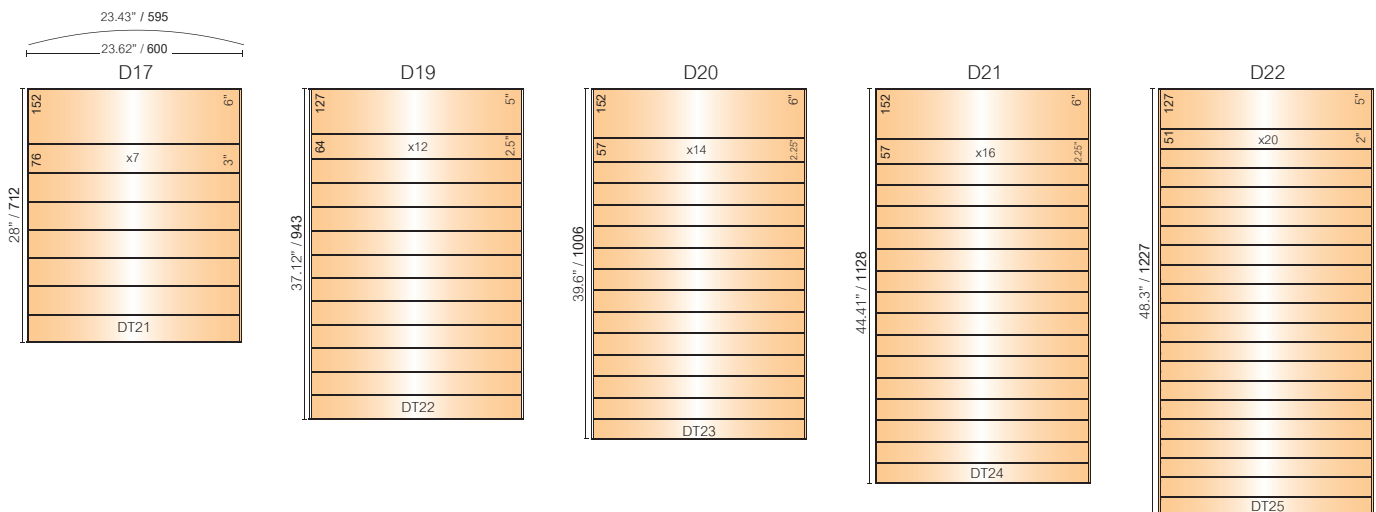
V420



V500




V600



① The highlighted models exist also in TWC version.
Vista TWC is available in specific territories only.

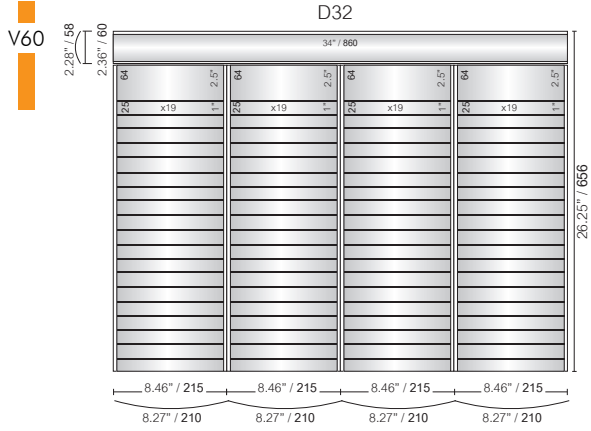


Multi-Panel Directory

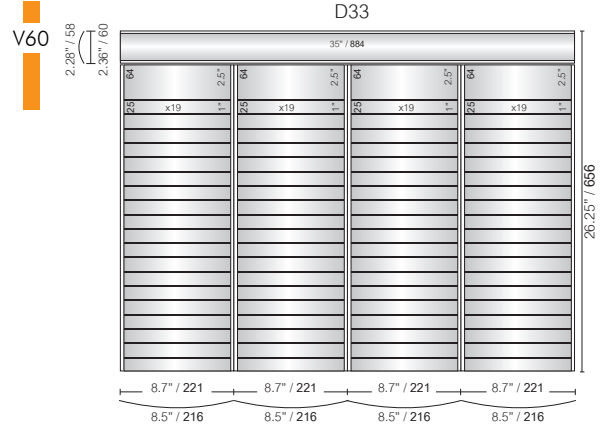


Multi-Panel Directory

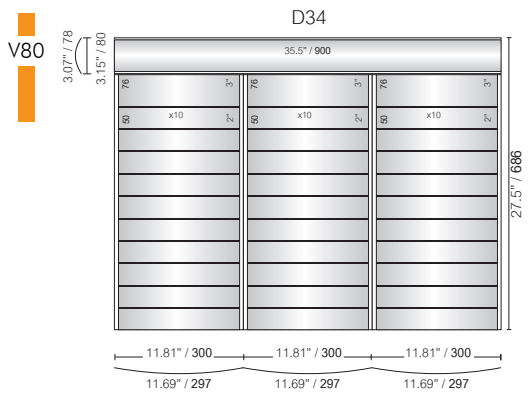
This directory is a combination made of a number of basic flush mounted directories which are installed in proximity to each other.



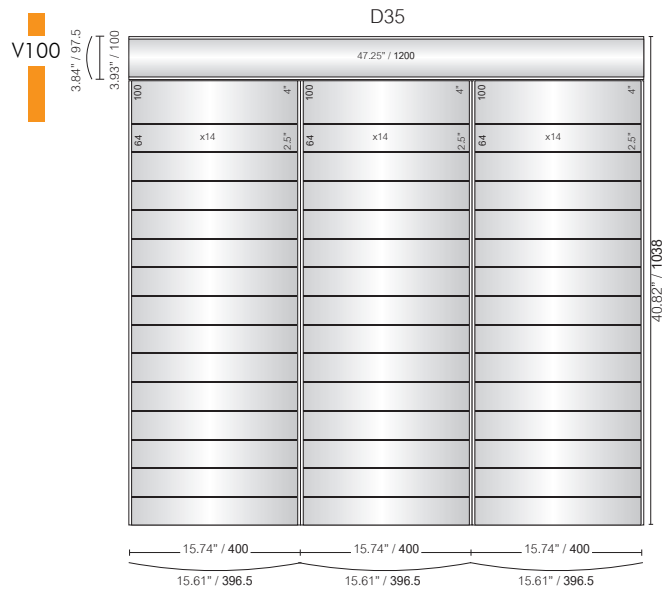
VA4 VA4 VA4 VA4




VLetter VLetter VLetter VLetter




V300 V300 V300



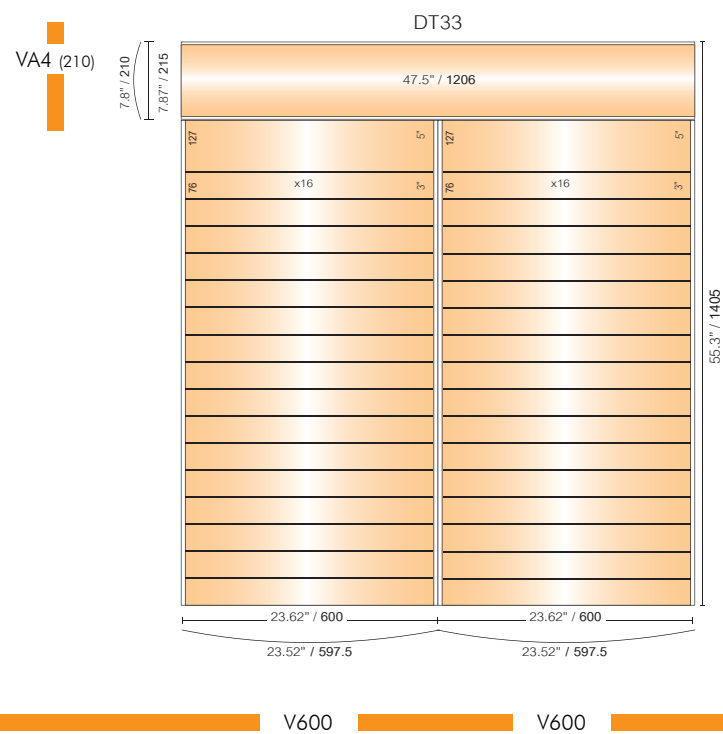

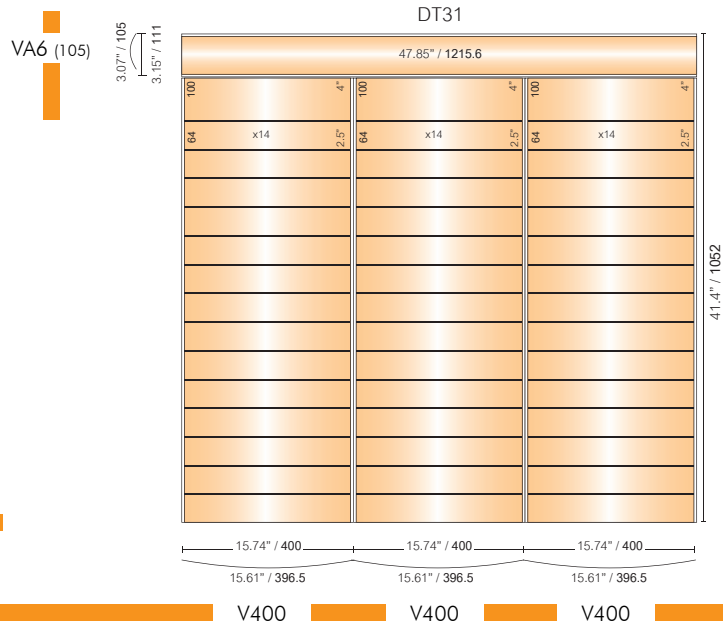
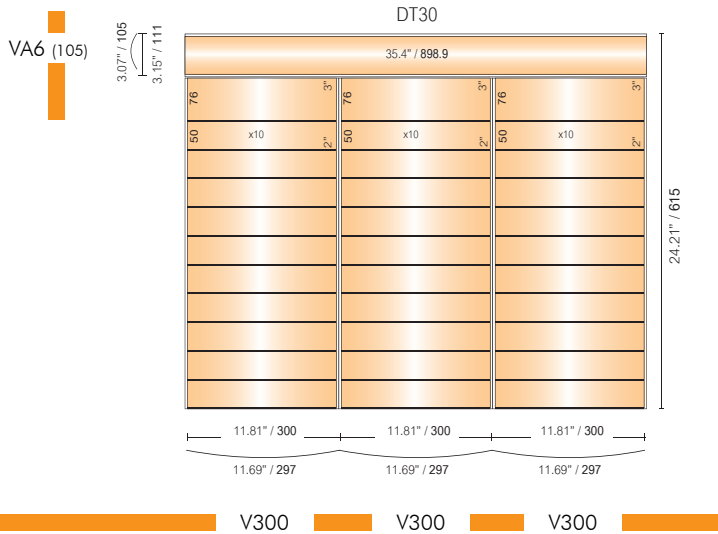
V400 V400 V400



V500 V500



V600 V600



ⓘ The highlighted models exist also in TWC version. Vista TWC is available in specific territories only.




Multi-Sign Directory



Multi-Sign Directory

Vista System directory signs are easy to maintain and update. The advantages of this simple system are flexibility when it comes to the overall width of the sign and the ability to add additional panels. It offers a perfect choice, since its innovative design allows for easy installation, removal and replacement of the signage, even by a novice.





ⓘ The highlighted models exist also in TWC version.
Vista TWC is available in specific territories only.



Kangaroo Table Stands



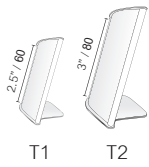
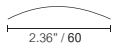
Kangaroo Table Stands

The "Kangaroo" table sign frame is offered as a complete package:

- Convex frame, aluminum base and end cap, clear/non-glare lens.
- Available in several sizes.
- Easy to assemble.
- Easy to change insert.
- Designed to accept standard paper or other sign substrates.

V60

2.28" / 58

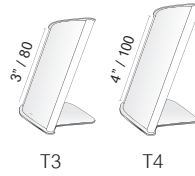
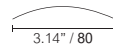


T1

T2

V80

3.07" / 78

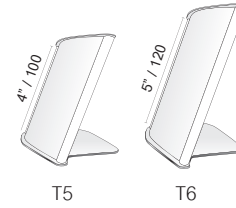
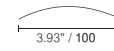


T3

T4

V100

3.84" / 97.5

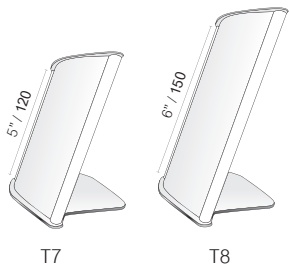


T5

T6

V120

3.84" / 97.5

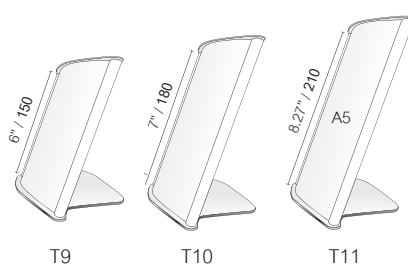


T7

T8

V150

5.83" / 148



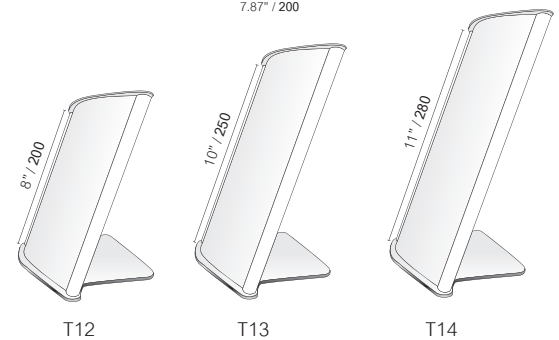
T9

T10

T11

V200

7.8" / 198



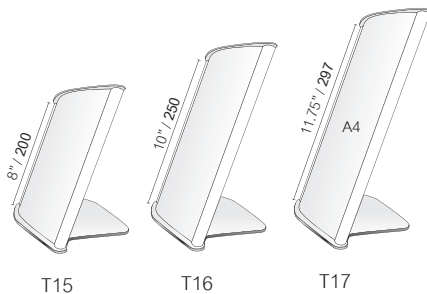
T12

T13

T14

VA4

8.27" / 210



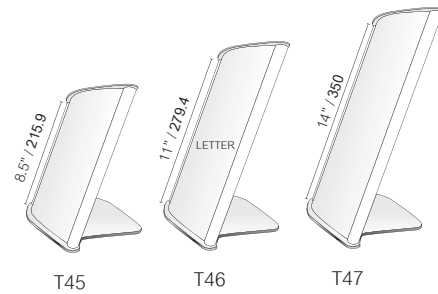
T15

T16

T17

VLetter

8.5" / 216



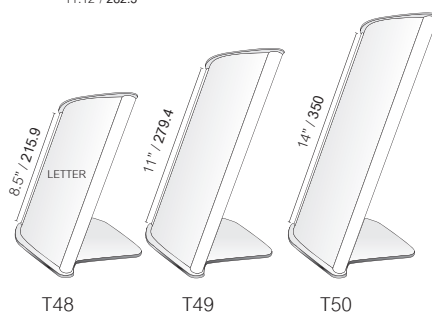
T45

T46

T47

V11

11" / 279




T48

T49

T50

V300

11.69" / 297

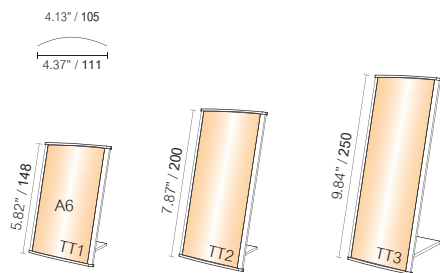


T18

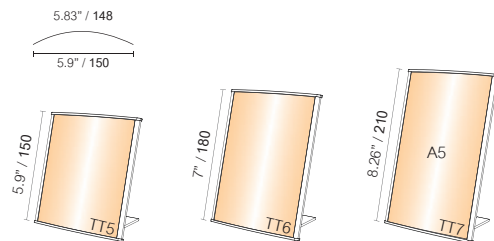
T19

T20

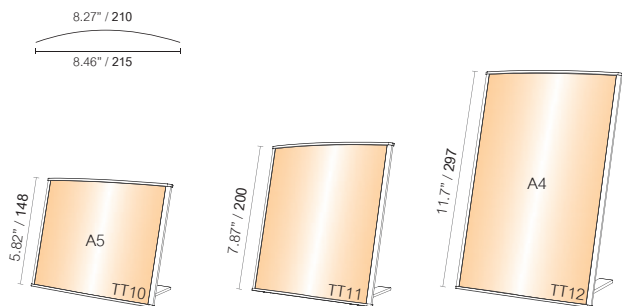
V-A6 (105)



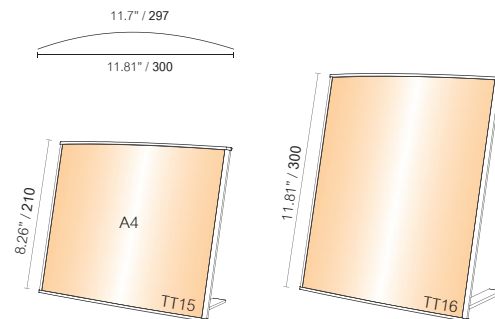
V-A5 (150)



V-A4 (210)



V-A3 (297)



① The highlighted models exist also in TWC version.
Vista TWC is available in specific territories only.




Boomerang Table Stands

The "Boomerang" sign frame is offered as a complete package:

- Convex frame, end caps, clear/non glare lenses.
- Available in several sizes.
- Easy to assemble.
- Easy to change insert.

V60	2.28" / 58 2.36" / 60	4" / 100 T21	6" / 150 T22	8" / 200 T23
V80	3.07" / 76 3.14" / 80	4" / 100 T24	6" / 150 T25	8" / 200 T26
V100	3.84" / 97.5 3.93" / 100	6" / 150 T27	8" / 200 T28	10" / 250 T29
V120	4.64" / 118 4.72" / 120	6" / 150 T30	8" / 200 T31	10" / 250 T32
V150	5.625" / 148 5.90" / 150	6" / 150 T33	8.27" / 210 A5 T34	10" / 250 T35
V200	7.8" / 198 7.87" / 200	8" / 200 T36	10" / 250 T37	12" / 300 T38
VA4	8.27" / 210 8.46" / 215	8" / 200 T39	10" / 250 T40	11.75" / 297 A4 T41
VLetter	8.5" / 216 8.7" / 221	8.5" / 215 T51	11" / 279.4 LETTER T52	14" / 350 T53
V11	11" / 279 11.12" / 282.5	8.5" / 215 T54	11" / 279.4 T55	14" / 350 T56
TS30	1.02" / 260 1.18" / 300	6" / 150 T42	8" / 200 T43	10" / 250 T44



ⓘ The highlighted models exist also in TWC version.
Vista TWC is available in specific territories only.

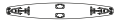
Vista
system

Double Sided Pylons



Double Sided Pylons

Vista System offers a range of bases and end caps that utilize the built in screw bosses allowing all sign holders to be assembled using only a screwdriver. This feature of the system is used to create freestanding convex, double-sided signs to be used with standard sign substrates, without interior illumination. Great for show rooms, lobbies, parking lots, airports, hospitals, office buildings, campuses, libraries and more!



Slim design - DSS

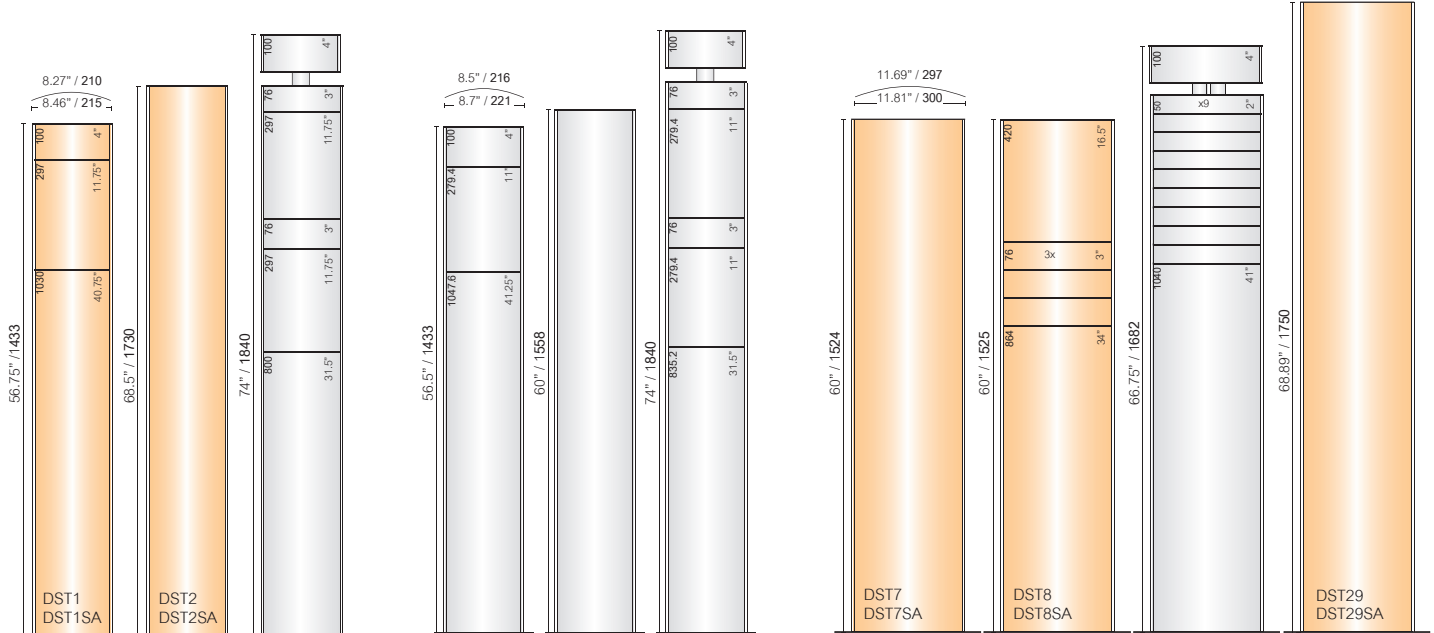


Wide design - DSW

VA4

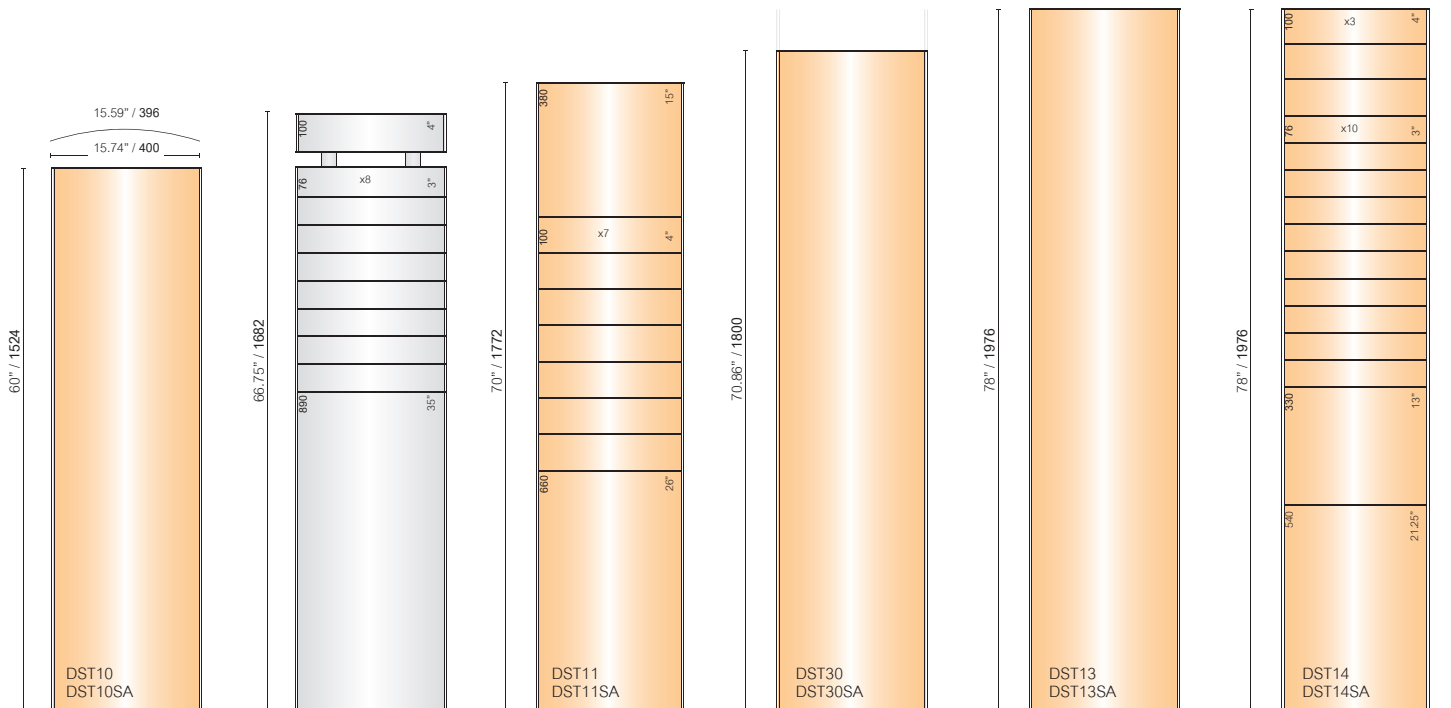
Vletter

V300



Floor mounted	DSS1	DSS2	-	DSS4	DSS5	-	DSS7	DSS8	-
Free standing	DSW1	DSW2	DSW3	DSW4	DSW5	DSW6	DSW7	DSW8	DSW9
	DSS1SA	DSS2SA	-	DSS4SA	DSS5SA	-	DSS7SA	DSS8SA	-
	DSW1SA	DSW2SA	DSW3SA	DSW4SA	DSW5SA	DSW6SA	DSW7SA	DSW8SA	DSW9SA

V400

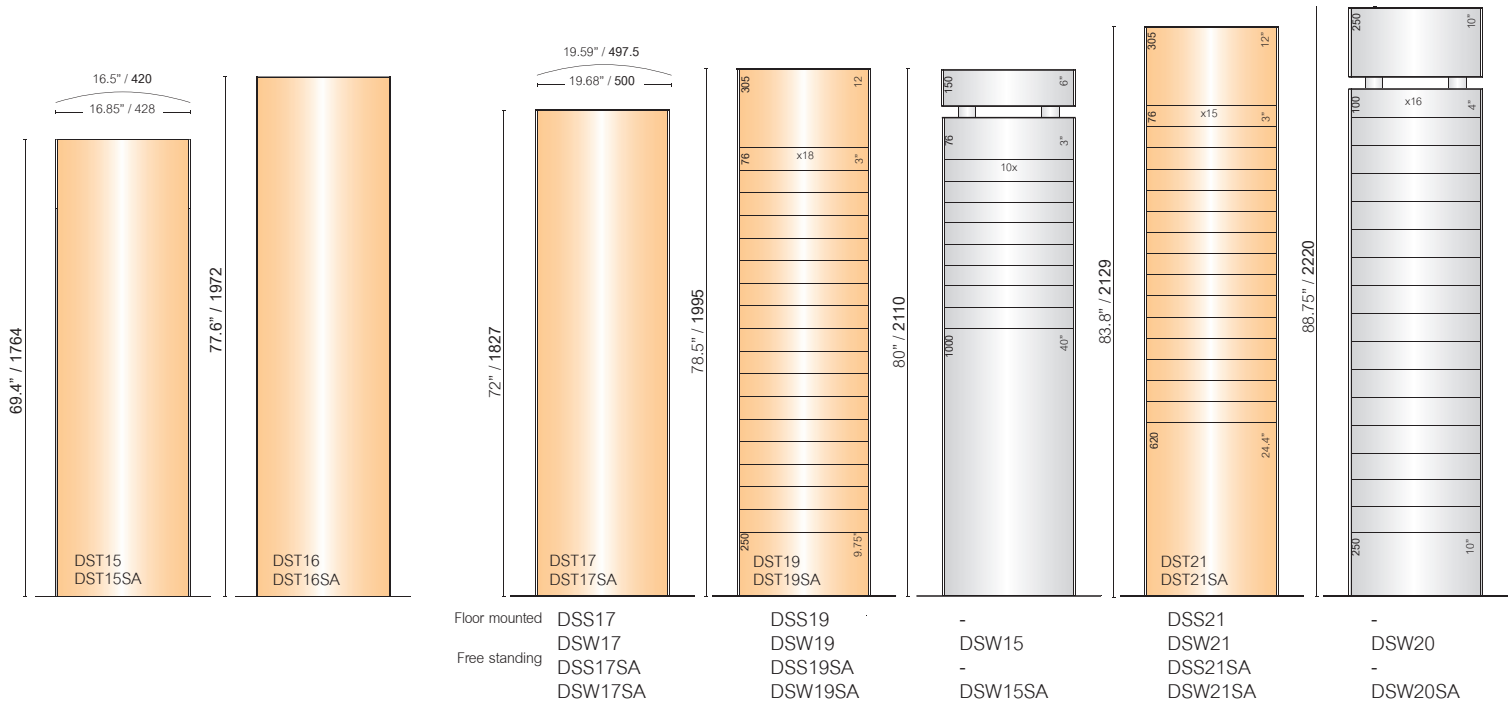


Floor mounted	DSS10	-	DSS11	DSS13	DSS14
Free standing	DSW10	DSW12	DSW11	DSW13	DSW14
	DSS10SA	-	DSS11SA	DSS13SA	DSS14SA
	DSW10SA	DSW12SA	DSW11SA	DSW13SA	DSW14SA

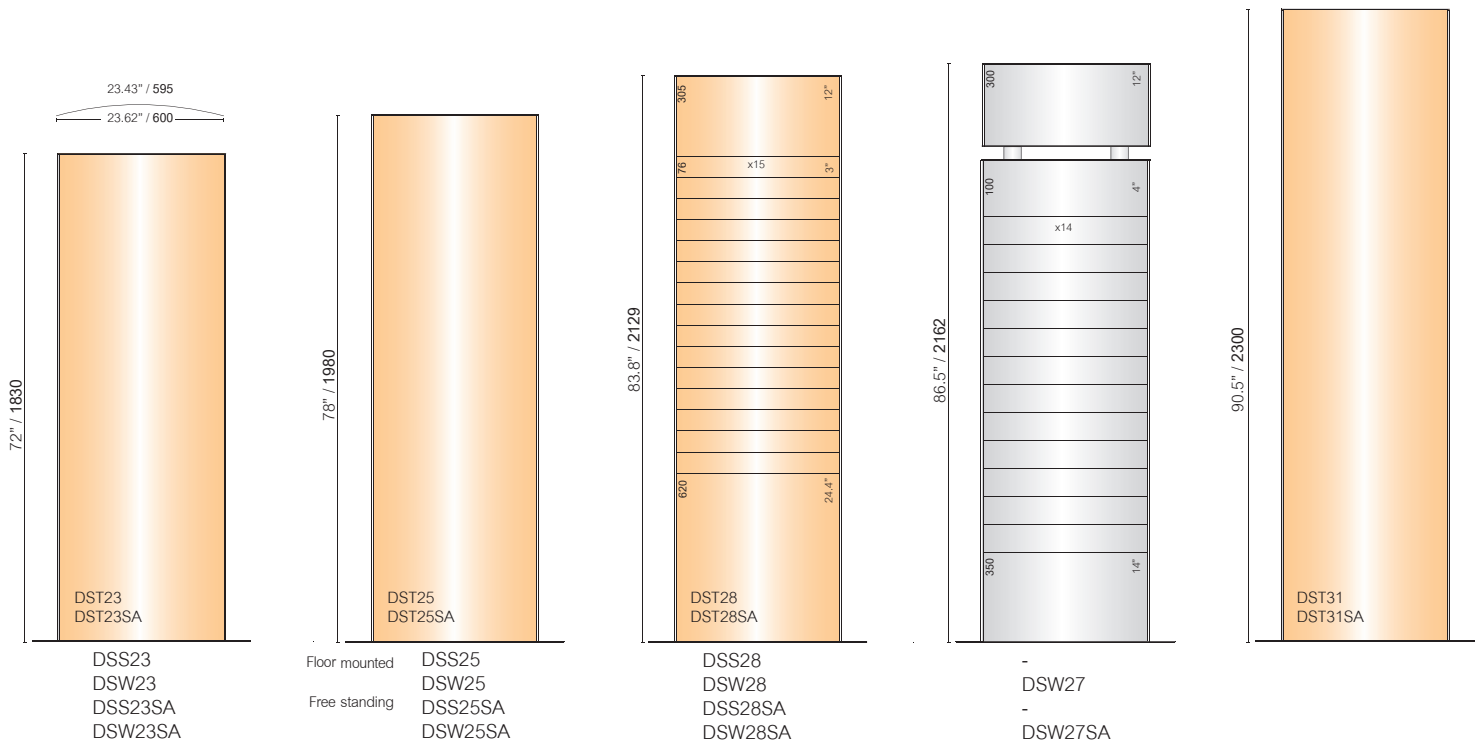
ⓘ The highlighted models exist also in TWC version.
Vista TWC is available in specific territories only.

V420

V500



V600



- ⚠ Available measurements - up to V1200
- ⚠ The highlighted models exist also in TWC version. Vista TWC is available in specific territories only.

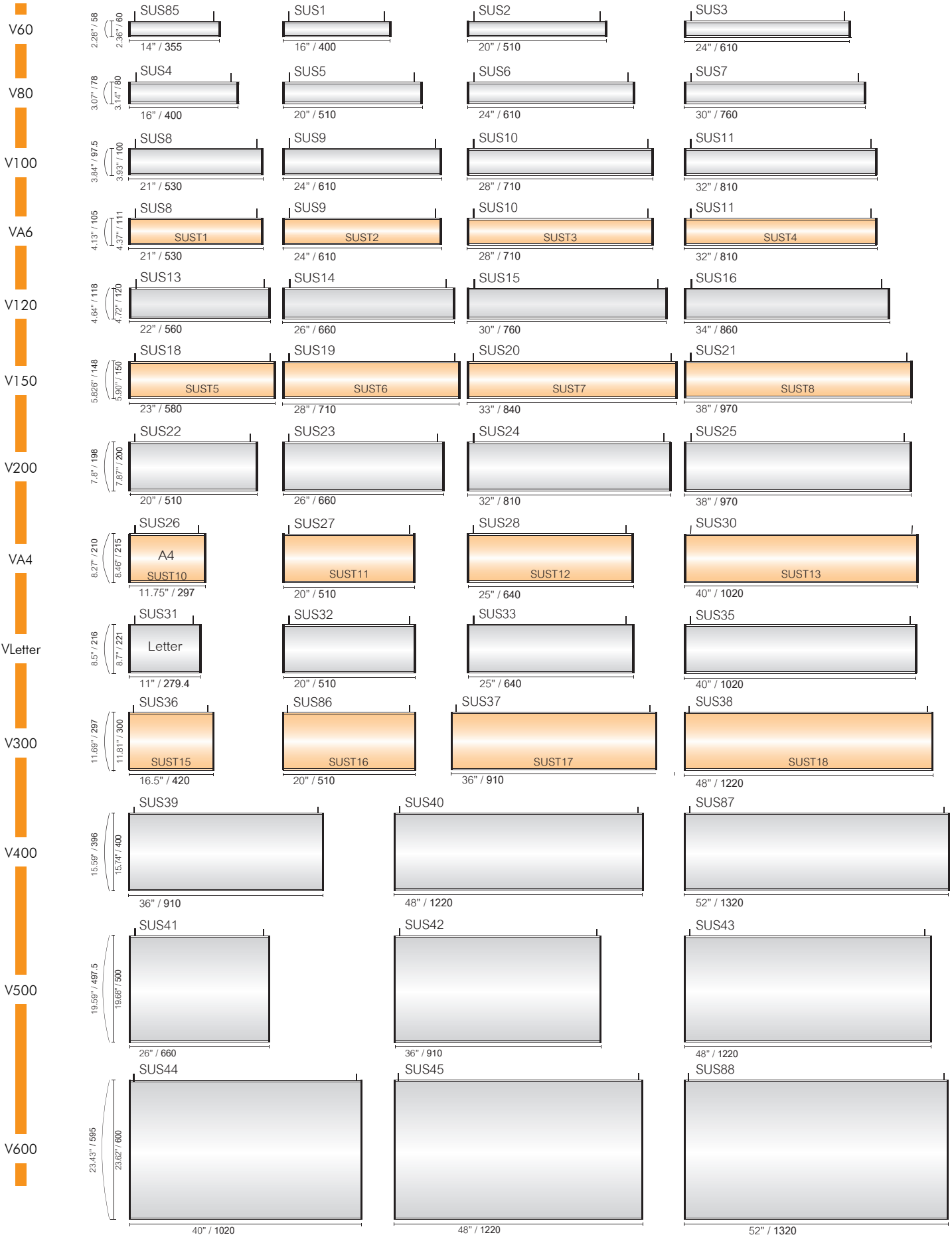


Suspended Signs

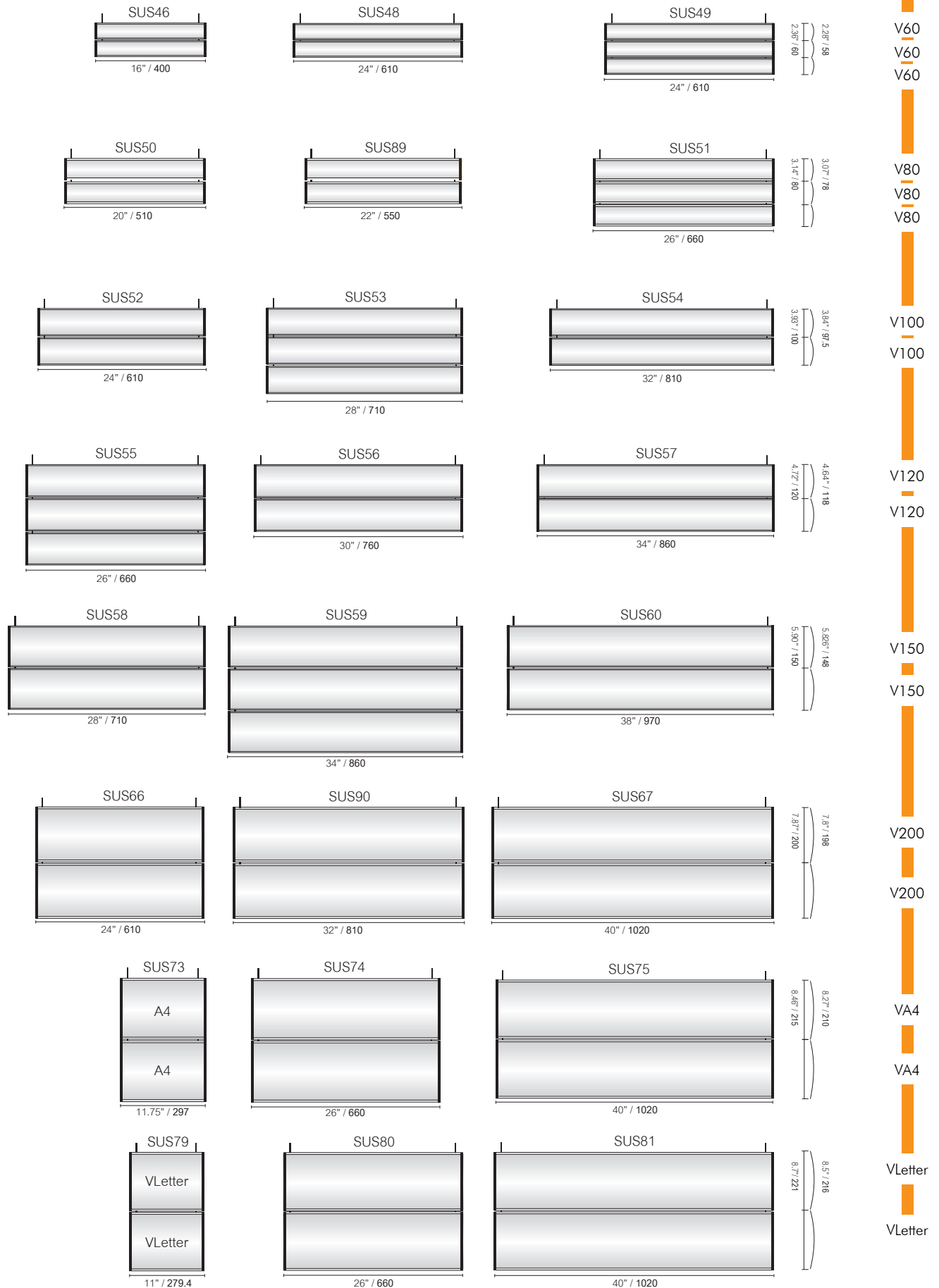


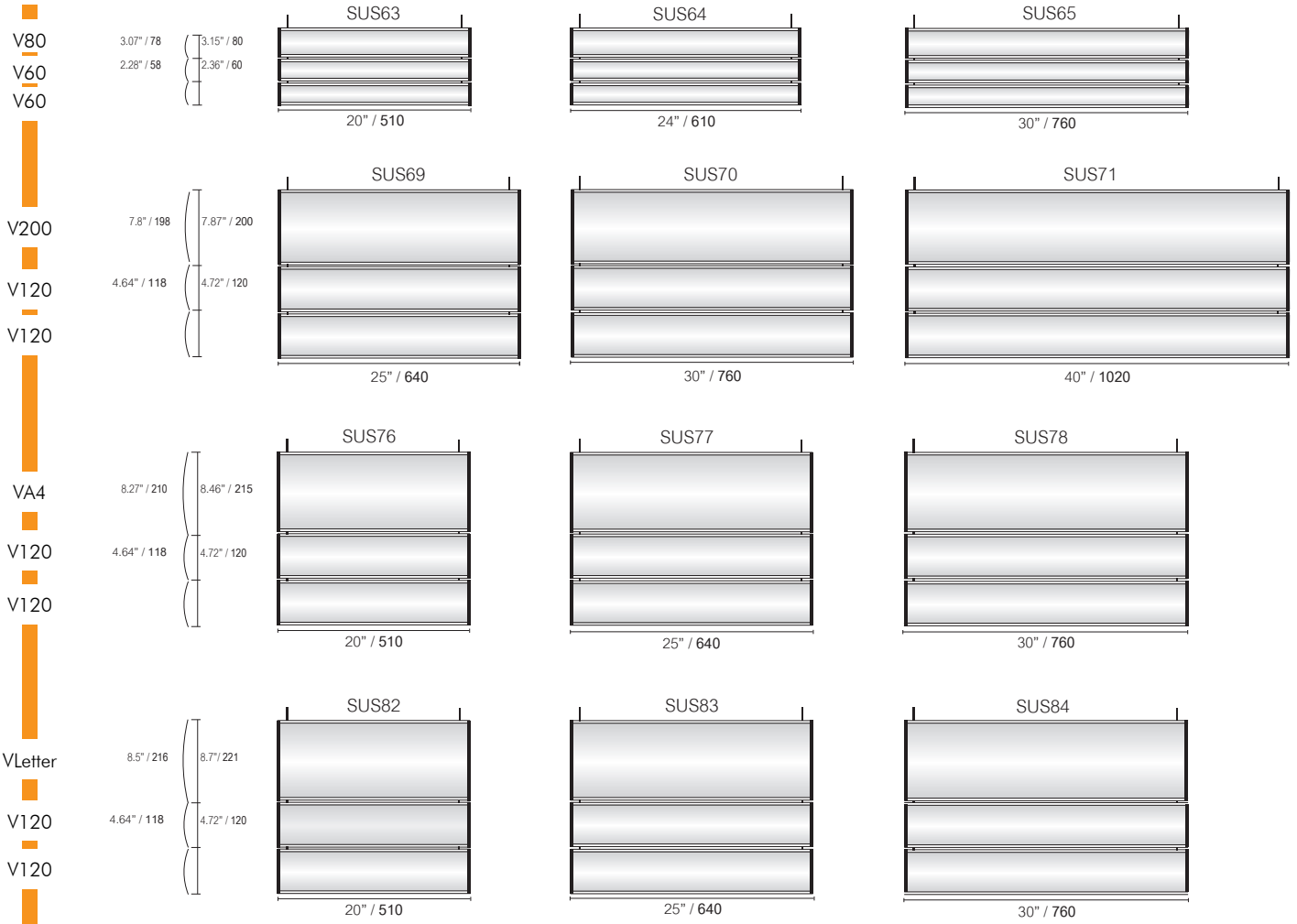
Suspended Signs

Vista System standard profiles and end caps are used with specially designed connectors that are also cable clamps, to create unending combinations of vertical and horizontal curved double-sided suspended signs.

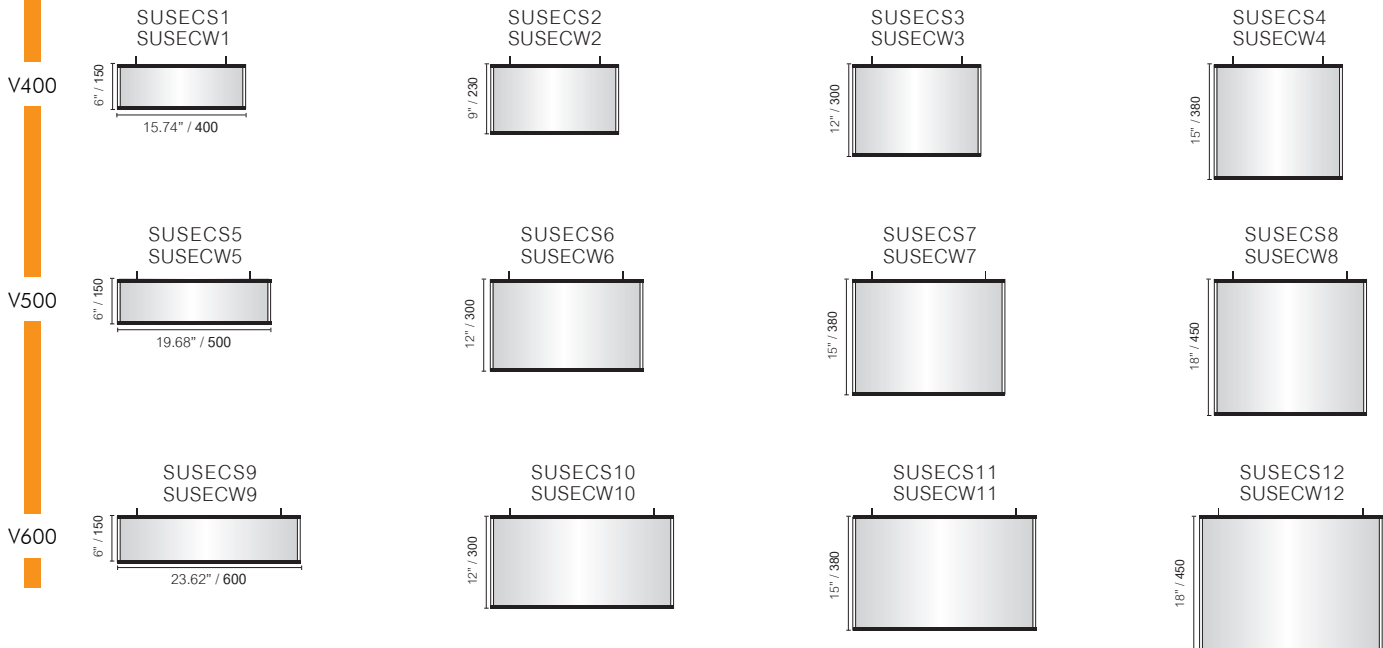
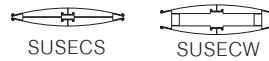


⚠ The highlighted models exist also in TWC version. Vista TWC is available in specific territories only.





Suspended signs - Horizontal Curve

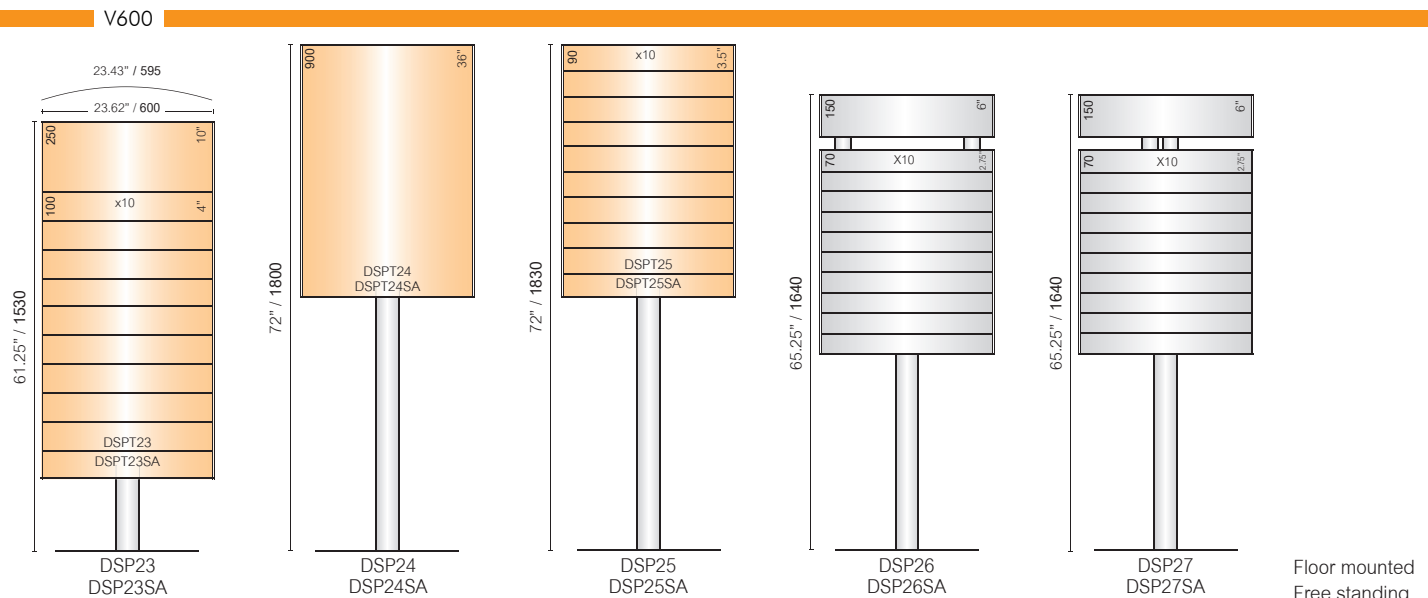
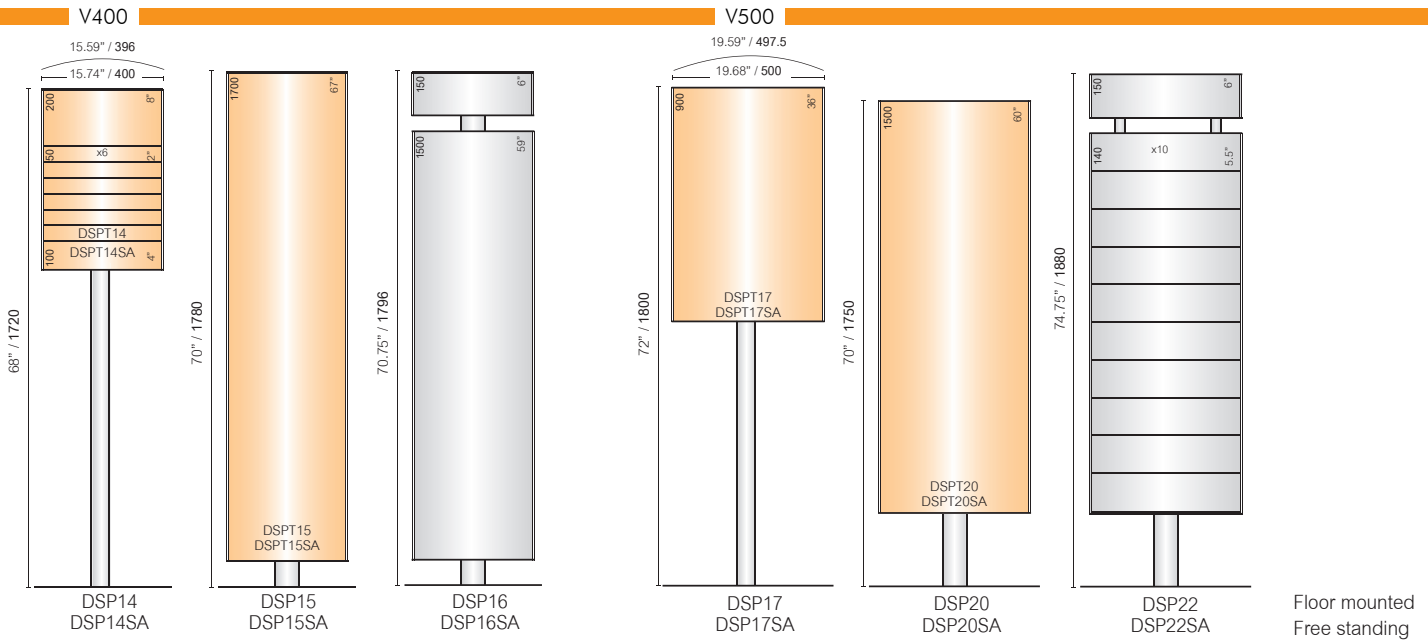
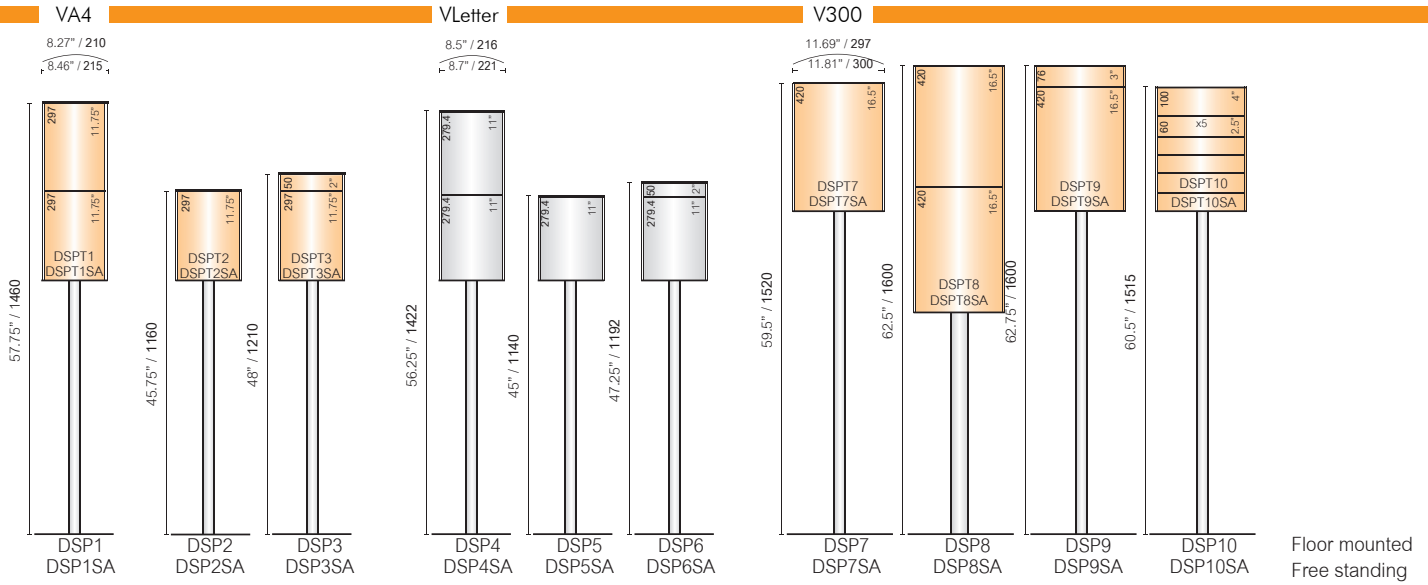




Double Sided Post Signs

Vista's stylish posts are shown supporting a double sided sign with side-by-side posts, all Vista sign holders accept any sign material that is flat and flexible!

ⓘ Available measurements - up to V1200



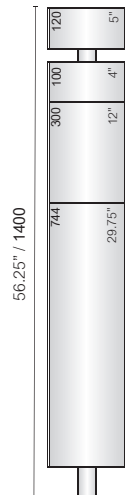
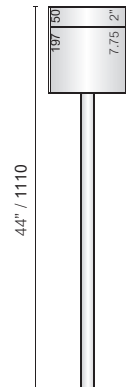
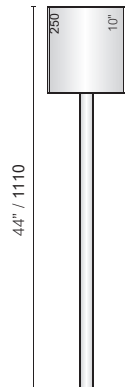
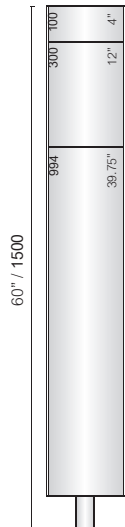
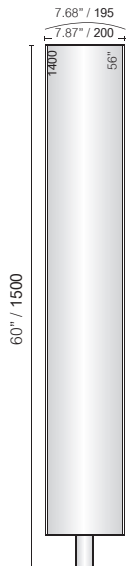
ⓘ The highlighted models exist also in TWC version. Vista TWC is available in specific territories only.



Triangular Post Signs

A triangular freestanding sign utilizes a short post section and a matching base to support the main triangular directory element. An additional post section is used to set the header apart from the main element.

V200



Floor mounted
Free standing

TRP1
TRP1SA

TRP2
TRP2SA

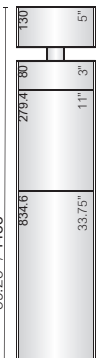

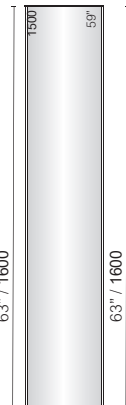
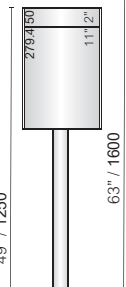
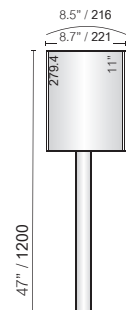
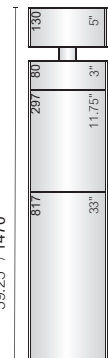
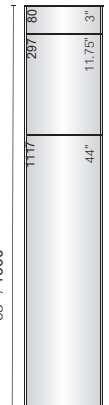
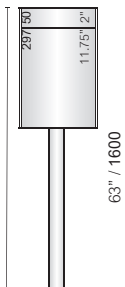
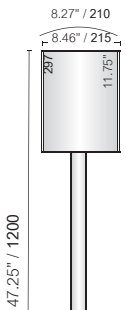
TRP3
TRP3SA

TRP4
TRP4SA

TRP5
TRP5SA

TRP6
TRP6SA

VA4



VLetter

Floor mounted
Free standing

TRP7
TRP7SA

TRP8
TRP8SA

TRP9
TRP9SA

TRP10
TRP10SA

TRP11
TRP11SA

TRP12
TRP12SA

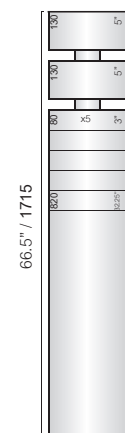
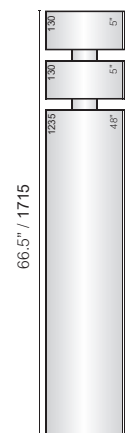
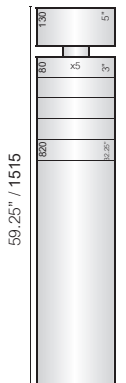
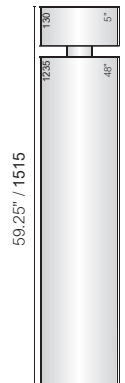
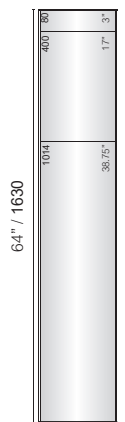
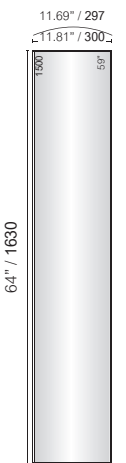
TRP13
TRP13SA

TRP14
TRP14SA

TRP15
TRP15SA

TRP16
TRP16SA

V300



TRP17
TRP17SA

TRP18
TRP18SA

TRP19
TRP19SA

TRP20
TRP20SA

TRP21
TRP21SA

TRP22
TRP22SA



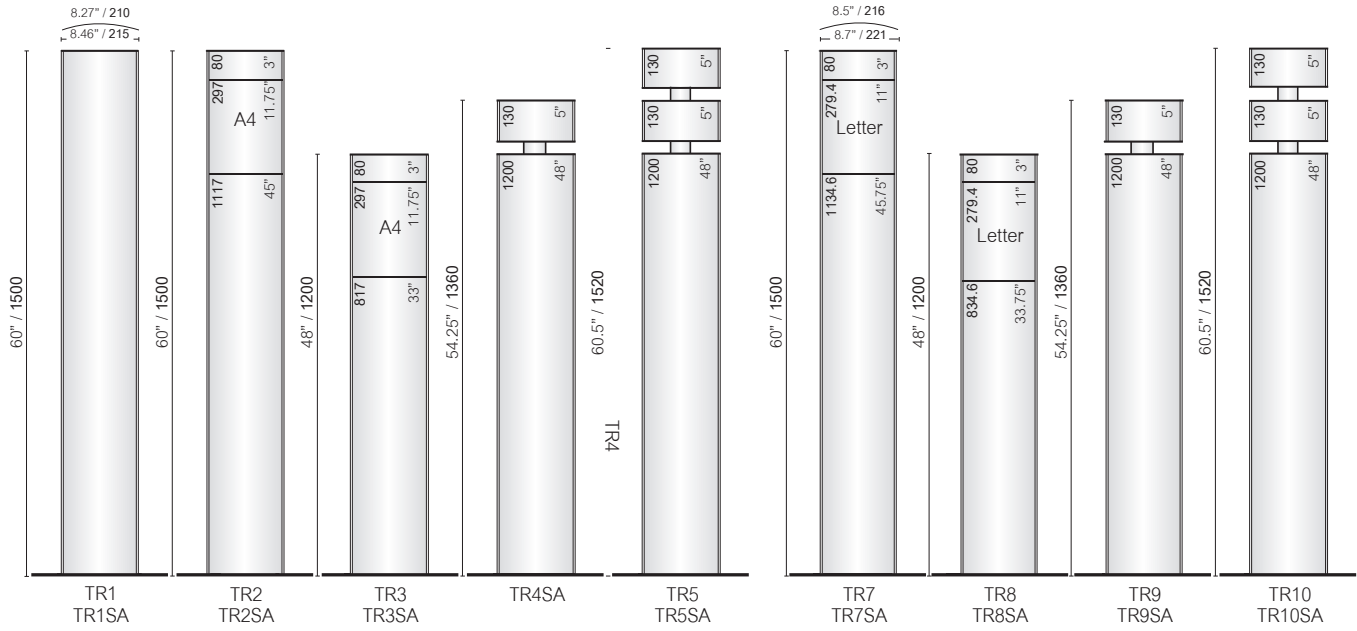
Triangular Pylons

A triangular pylon, utilizing short sections of Vista post extrusions between frame sections to create an attractive way-finding system.

With Vista, customized signs are affordable. By using standard extrusions and components, custom designs are cost effective. Our staff will assist you in creating the product you need. Assembly is simple, and the only tool required is a screwdriver. Bases are available for both permanent and portable applications.

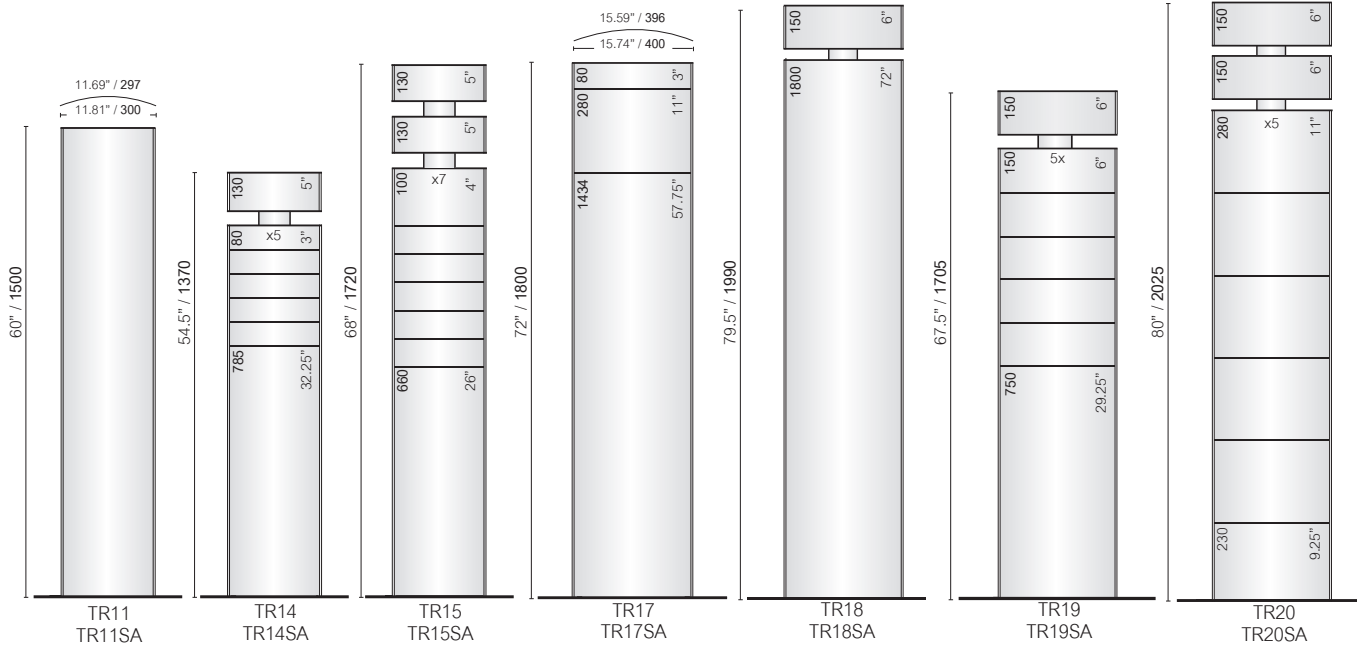
VA4

VLetter

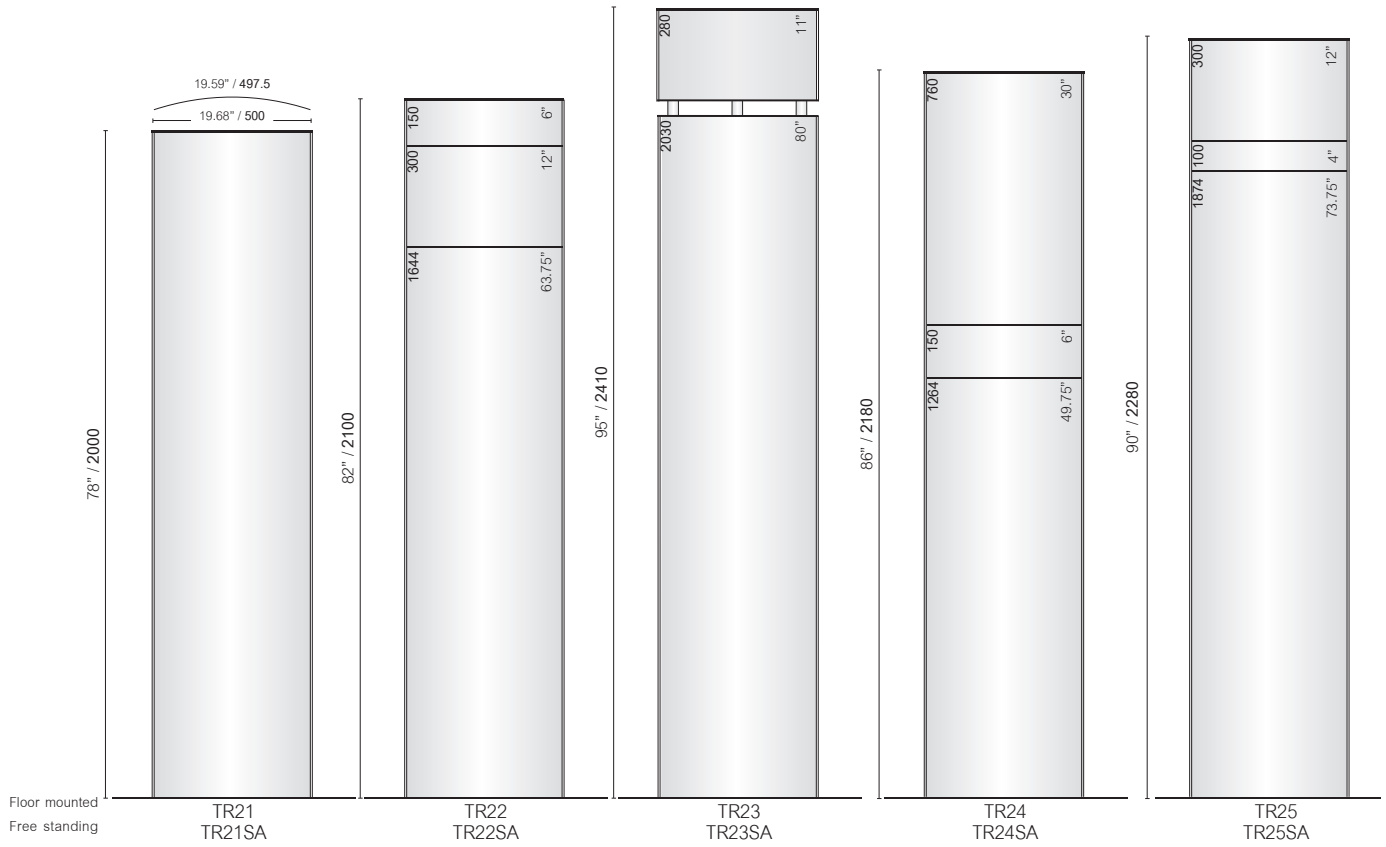


V300

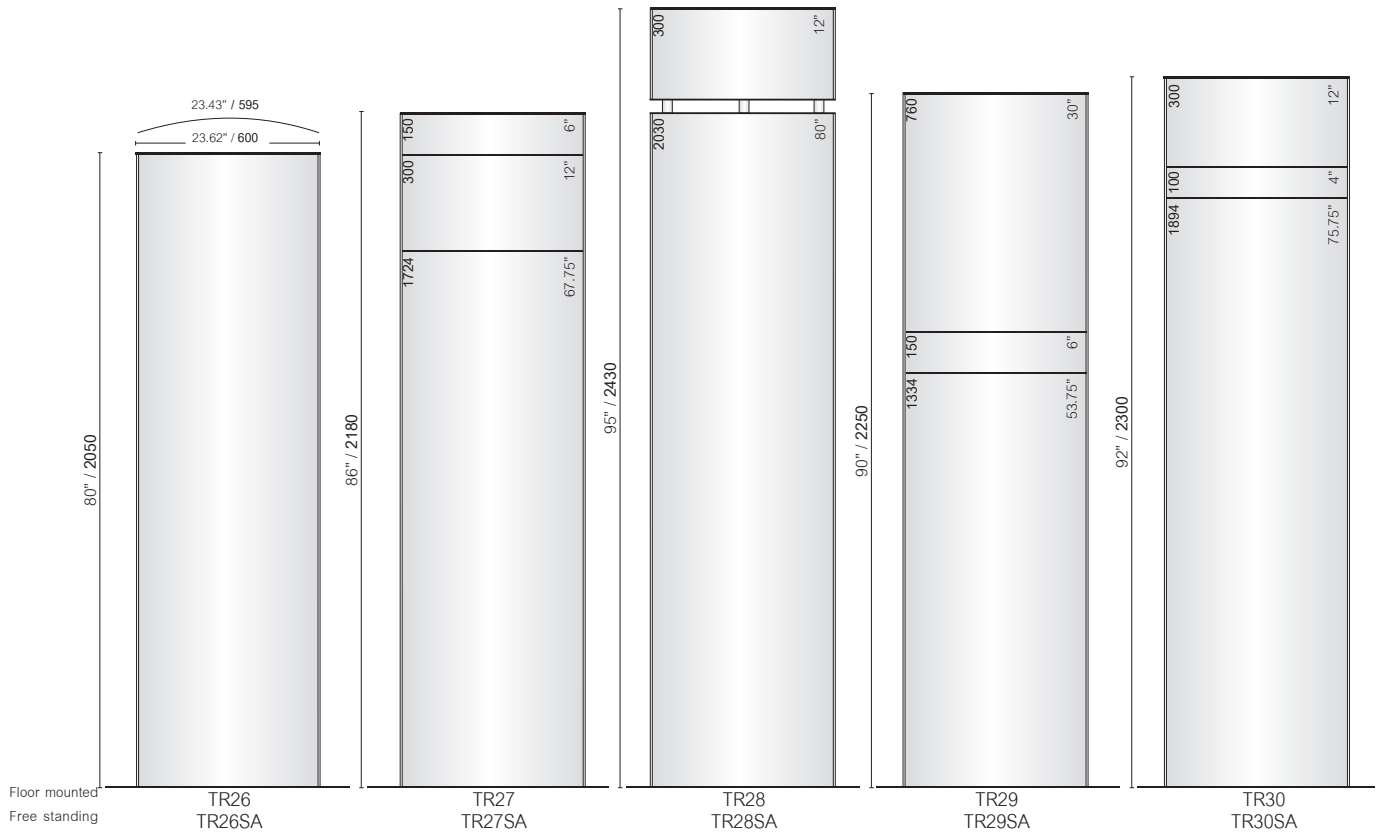
V400



V500




V600



ⓘ Available measurements - up to V1200

When you have a special application, there is no reason to hesitate! With Vista System's MCFT technology, we can provide almost anything. Simply contact us with your ideas and needs. We will take care of designing the type of customized Vista System applications you need. You have your own R&D staff without the expense!

For more Custom MCFT Signage Solutions check out this page: www.vistasystem.com/CustomProducts

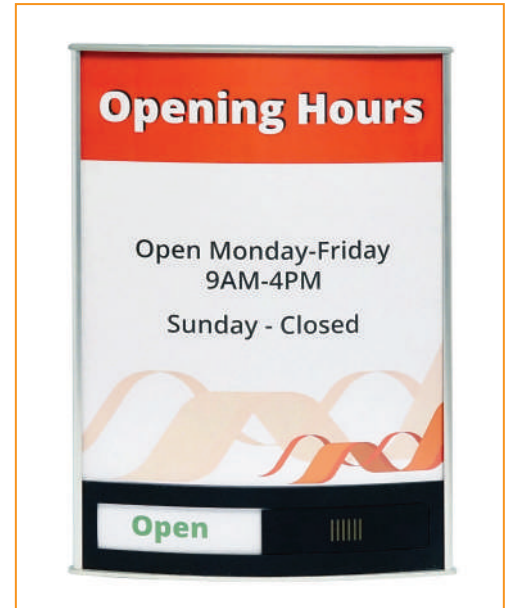



Smart Slider Solutions for the Vista Line

Now, it's easier than ever to display the availability of offices, clinics, conference rooms, classrooms, and more. As part of its vision to provide a complete solution for any wayfinding project, Vista offers a single sign with interchangeable graphics, serving as a versatile and efficient solution. It's both clever and cost-effective.

The slider sign adds a touch of personalization, while the frame provides the perfect background without overpowering the message.

Discover more in the Slider chapter.





Vista Sharp

Frameless at its best



Frameless Modular Way-Finding System

- Frameless elegant look
- 2 endcaps + 2 profiles frame
- 4-sided extrusion frame
- Paper inserts / rigid graphic substrates
- Standard paper sizes
- Easy to update

Vista Sharp is by far the most innovative flat, frameless and sleek looking indoor signage system.

It is ideal for any specification, for either small or large projects.

The system offers wall and door frames, directories, flag signs, suspended signs, table and pylon signs - so the entire space remains cohesive and elegant in its simplicity.



A sharp and frameless look makes it a perfect candidate to blend in with any commercial or business environment.


Vista Sharp offers two versions to the frames that are designed to display graphic content in two basic ways: paper graphic inserts, or rigid graphic substrates (such as D-Bond / X-Bond).

A frame built by 2 aluminum extrusions and 2 end caps (aluminum / plastic).



This type of frame comes in the following sizes: A7, A6, A5, A4, Letter, 11, A3, and the maximum recommended length for these signs is 420mm.

4-sided extrusion frame built from the same aluminum extrusion cut to a 45° angle.



This type of frame comes in the following sizes: A6, A5, A4, Letter, 11", A3, 14", 400, 420, 17", 500, 22", 600, 700, 800, 900, 1000mm, and the maximum recommended length for these signs is 1000mm.

Vista Sharp signs are very easy to update. Graphic changes are fast and easy.

Vista Sharp frames can be mounted on the wall using standard screws, double sided tape or silicone glue.



Vista's variety of signs, models, sizes and modularity are now enhanced by the new Vista Sharp. Once again, Vista System surprises by thinking outside the box.

Sharp promo 20

The Sharp Promo 20 Kit provides 20 giveaway sign samples, all personalized with your company's logo and details, allowing you to meet with customers and close deals on the spot.



Sharp Display Sign Kit

An elegant Display Panel, featuring a wide selection of signs from Vista Sharp product. In a high quality and visual elegance.



NEW!

Try it, you'll love it!



Call and ask for Vista Sharp now!

For local contact details visit:
www.vistasystem.com/contact-us

① All measurements in Vista Sharp chapter refer to insert size

Vista Sharp

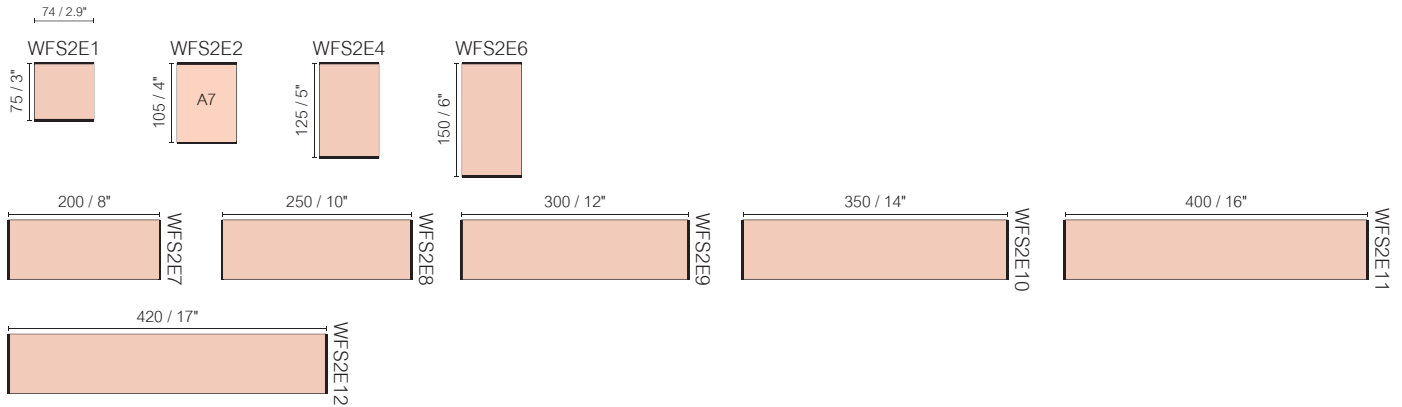
Wall Frames



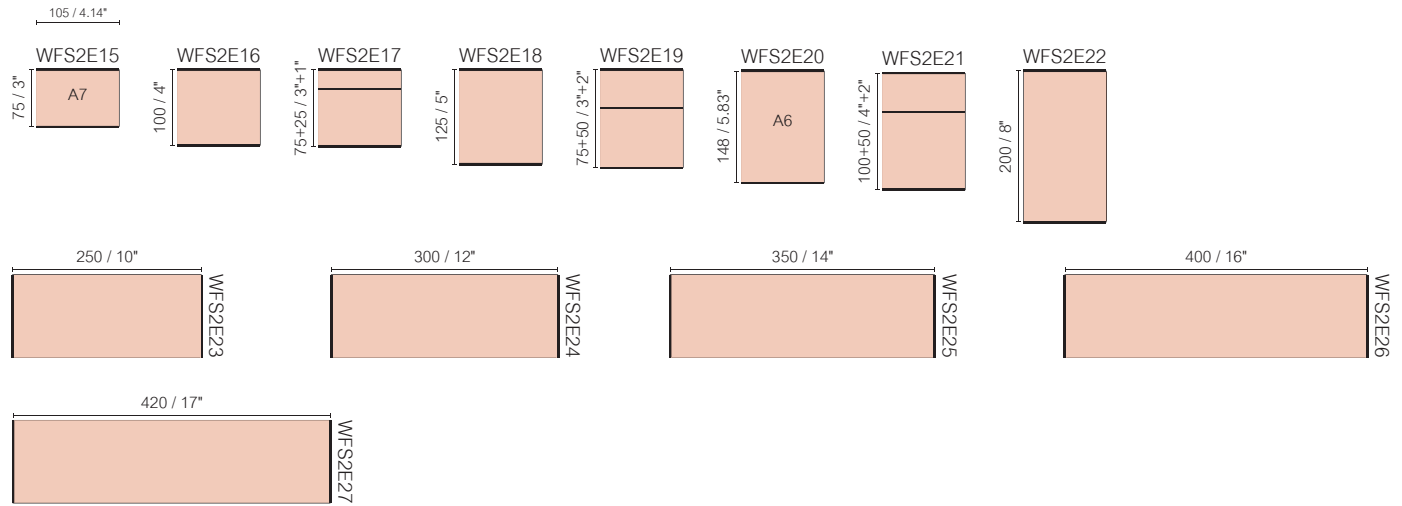
Wall Frames

Vista Sharp offers 2 versions of wall mounted frames: A perimeter frame built from the same aluminum extrusion cut to 45°, and a frame that includes 2 end caps. Whatever your choice is, this series sharp and frameless look, makes it a perfect candidate to blend in with any commercial or business environment.

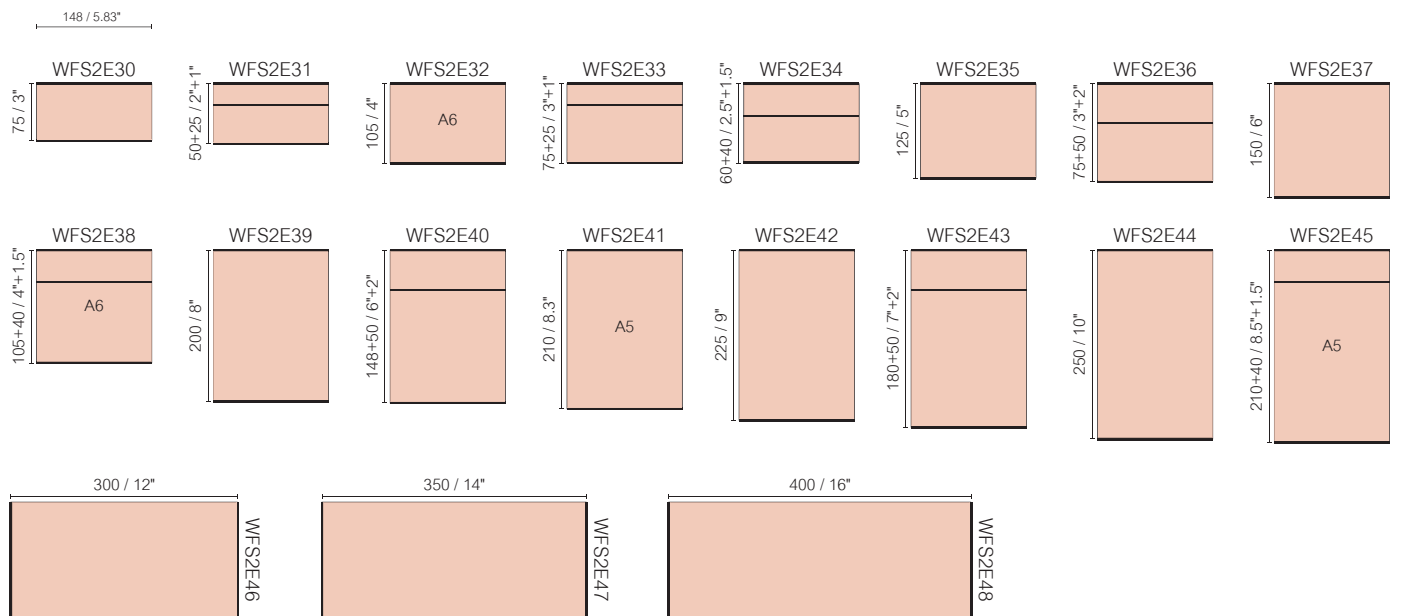
FRL-A7



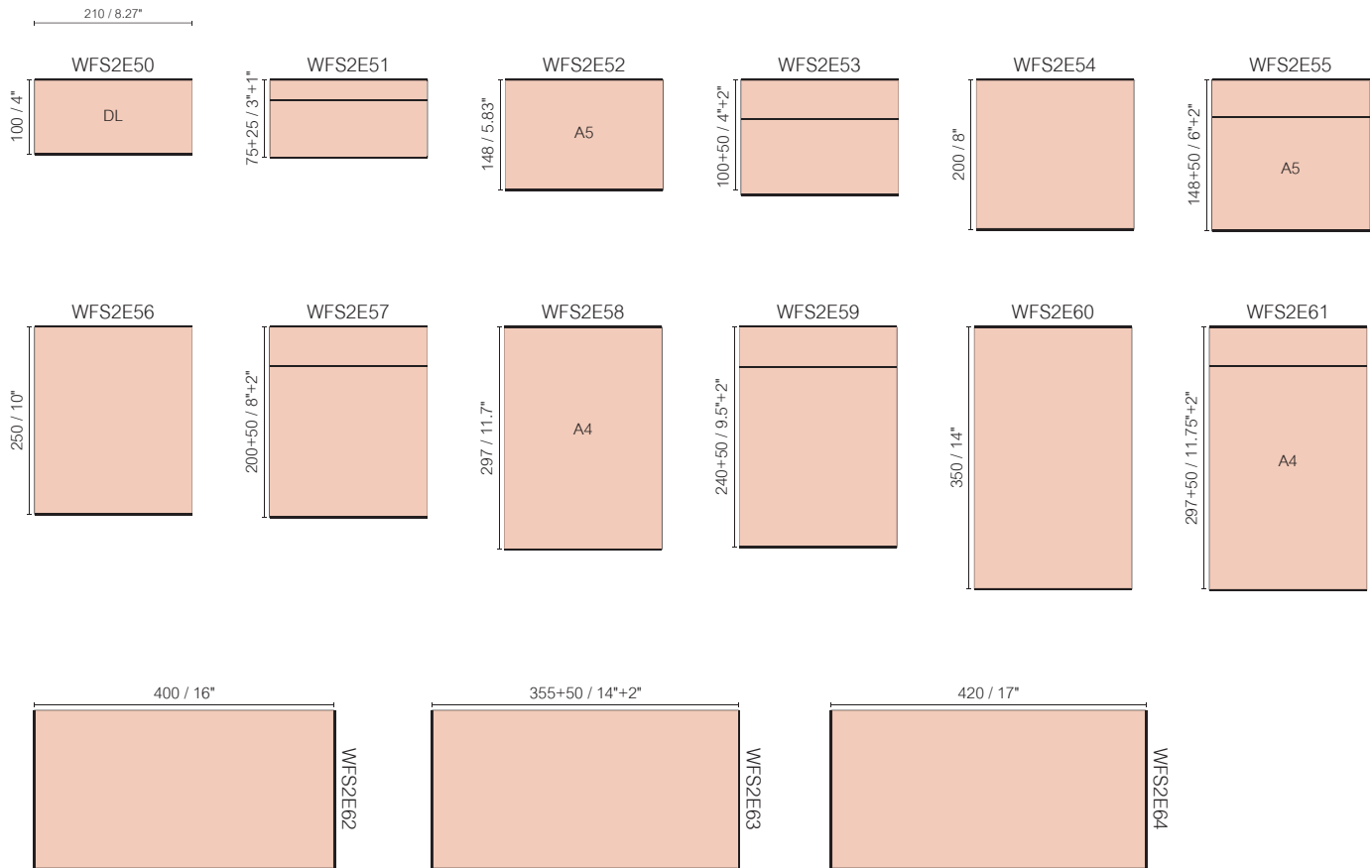
FRL-A6



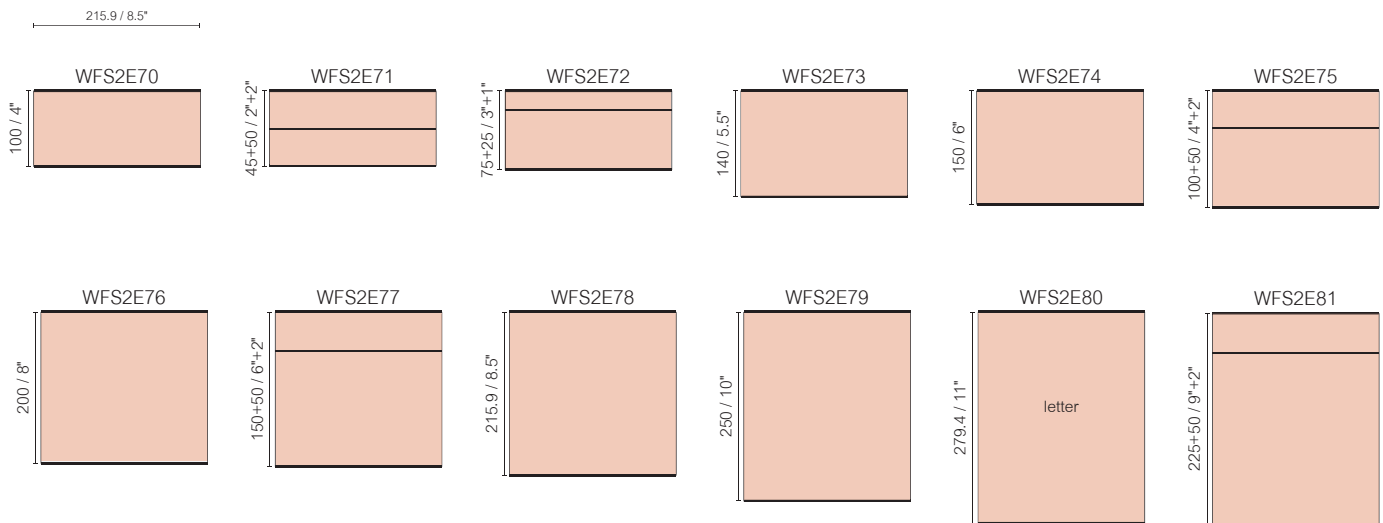
FRL-A5



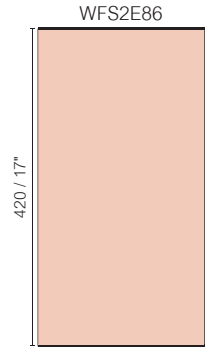



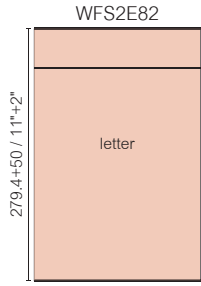
FRL-A4




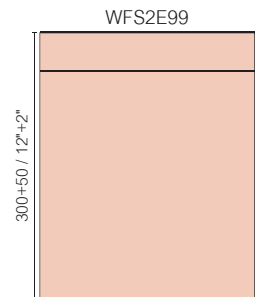

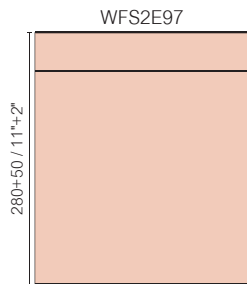
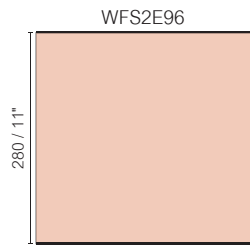
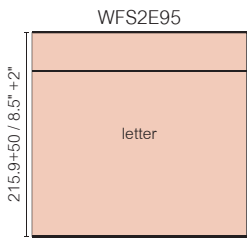
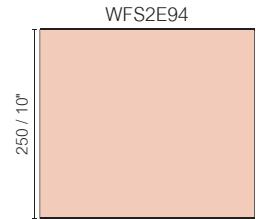
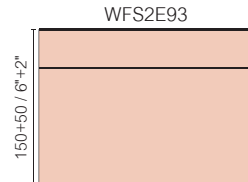
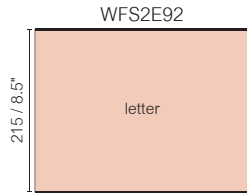
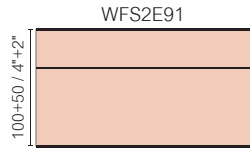
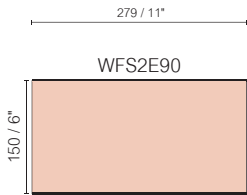
FRL-Letter



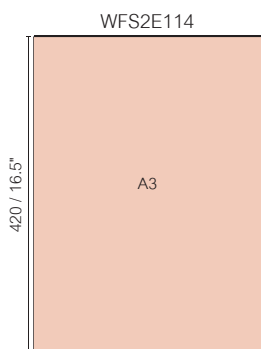
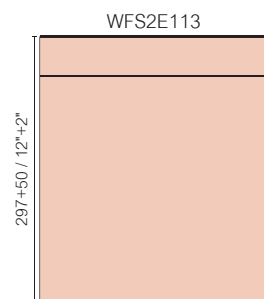
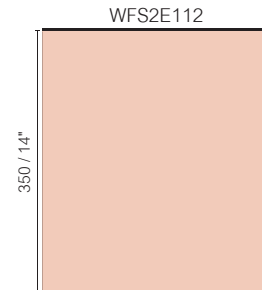
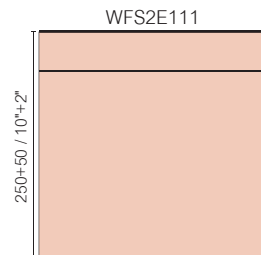
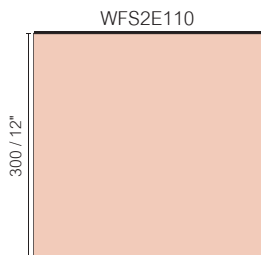
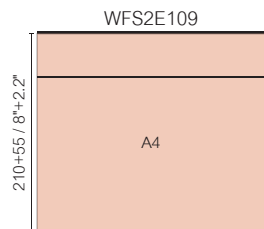
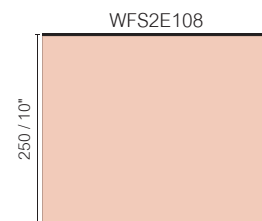
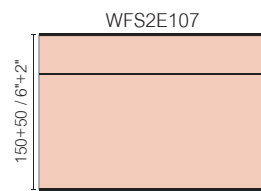
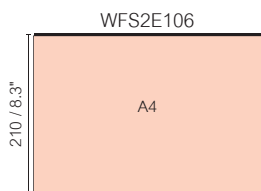
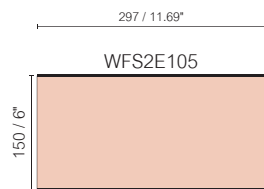
FRL-Letter



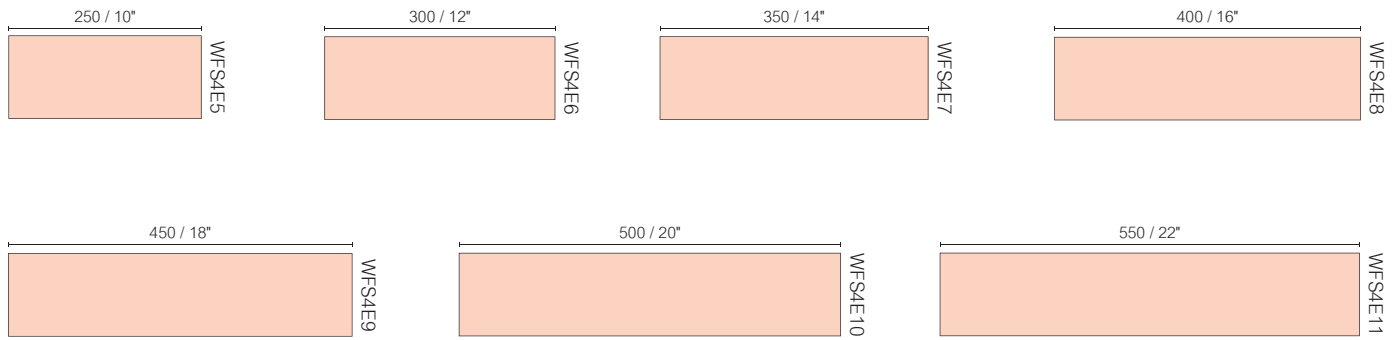
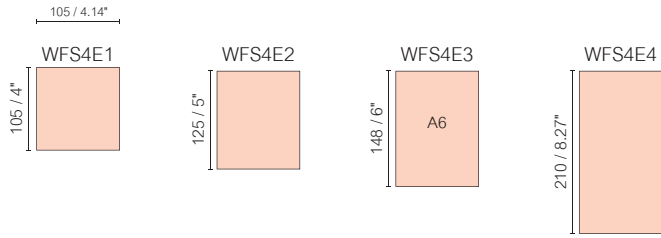
FRL11



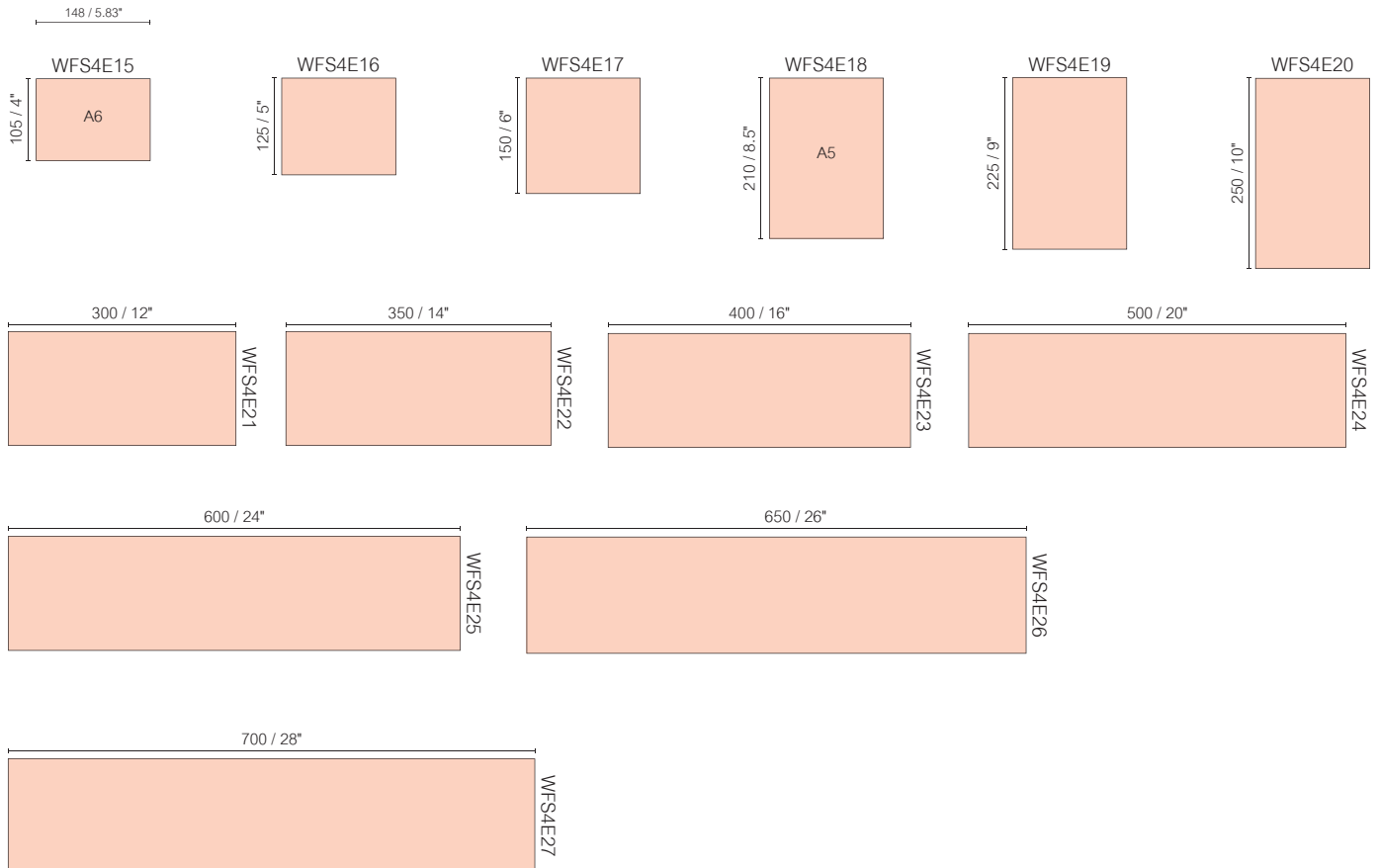
FRL-A3



FRL-A6

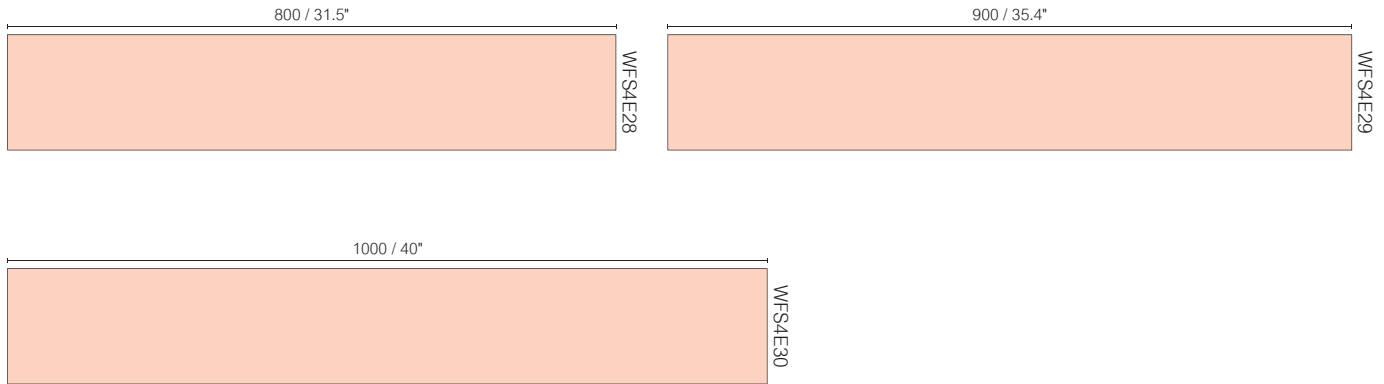


FRL-A5

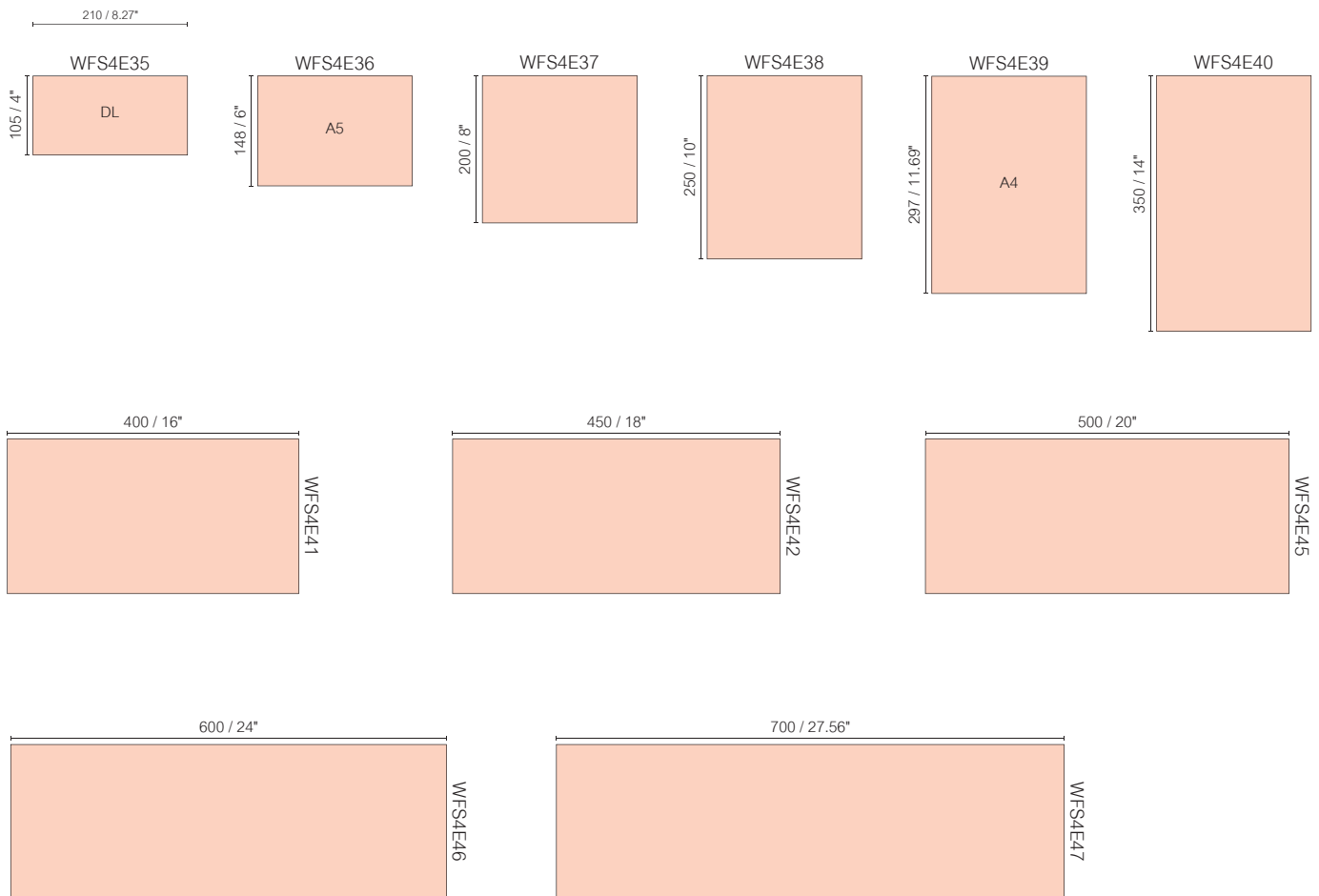


① All measurements in Vista Sharp chapter refer to insert size

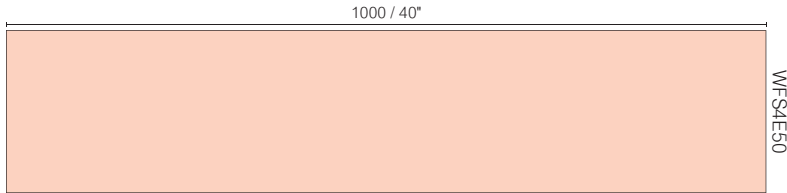


FRL-A5



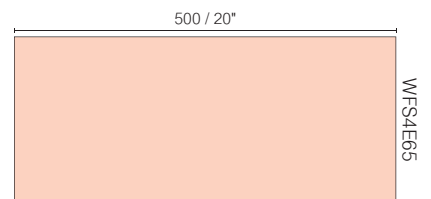
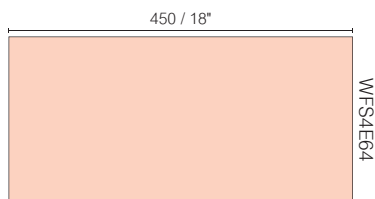
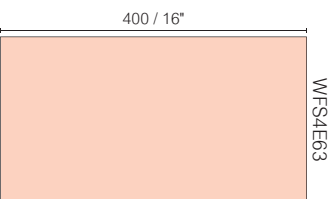

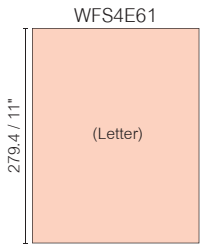
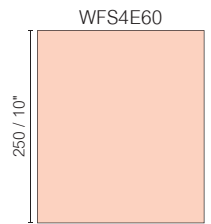
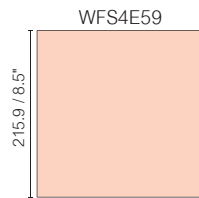
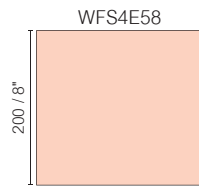
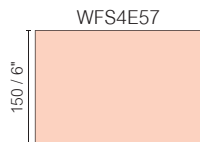
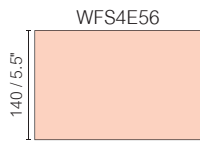
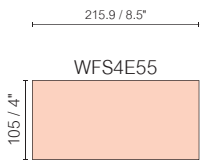
FRL-A4



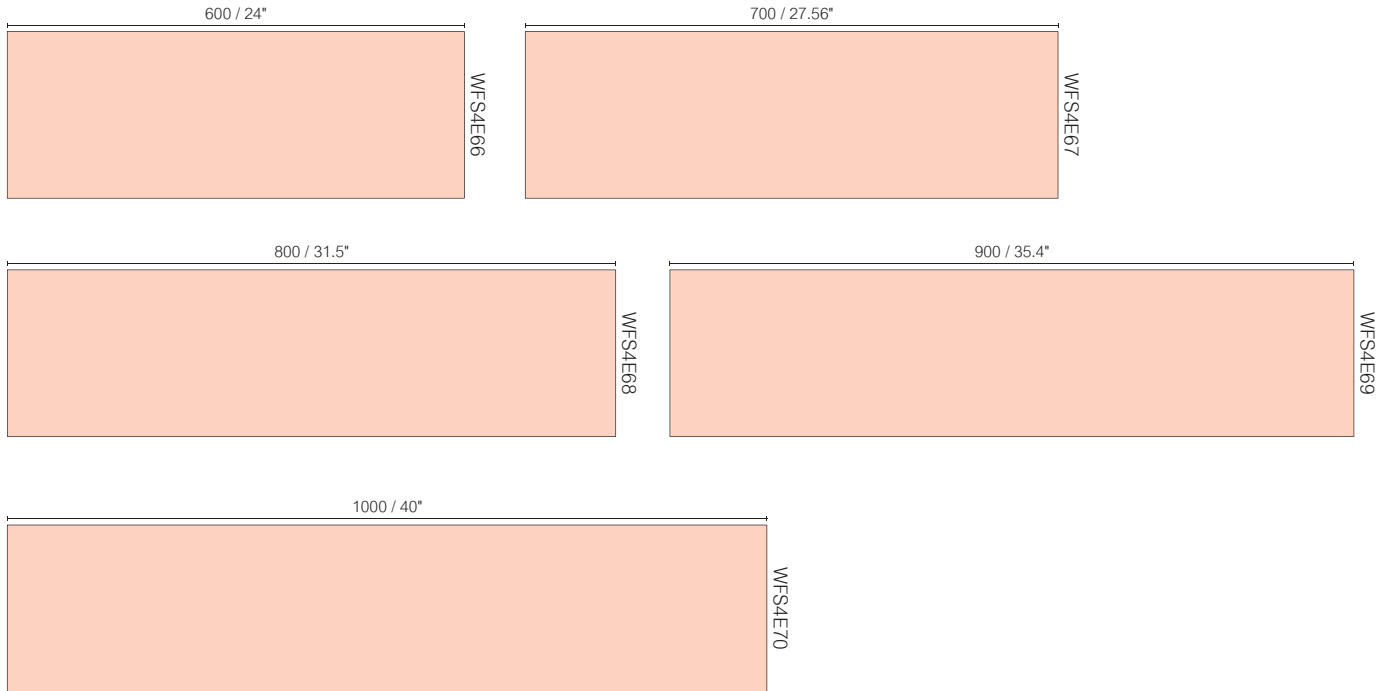
FRL-A4



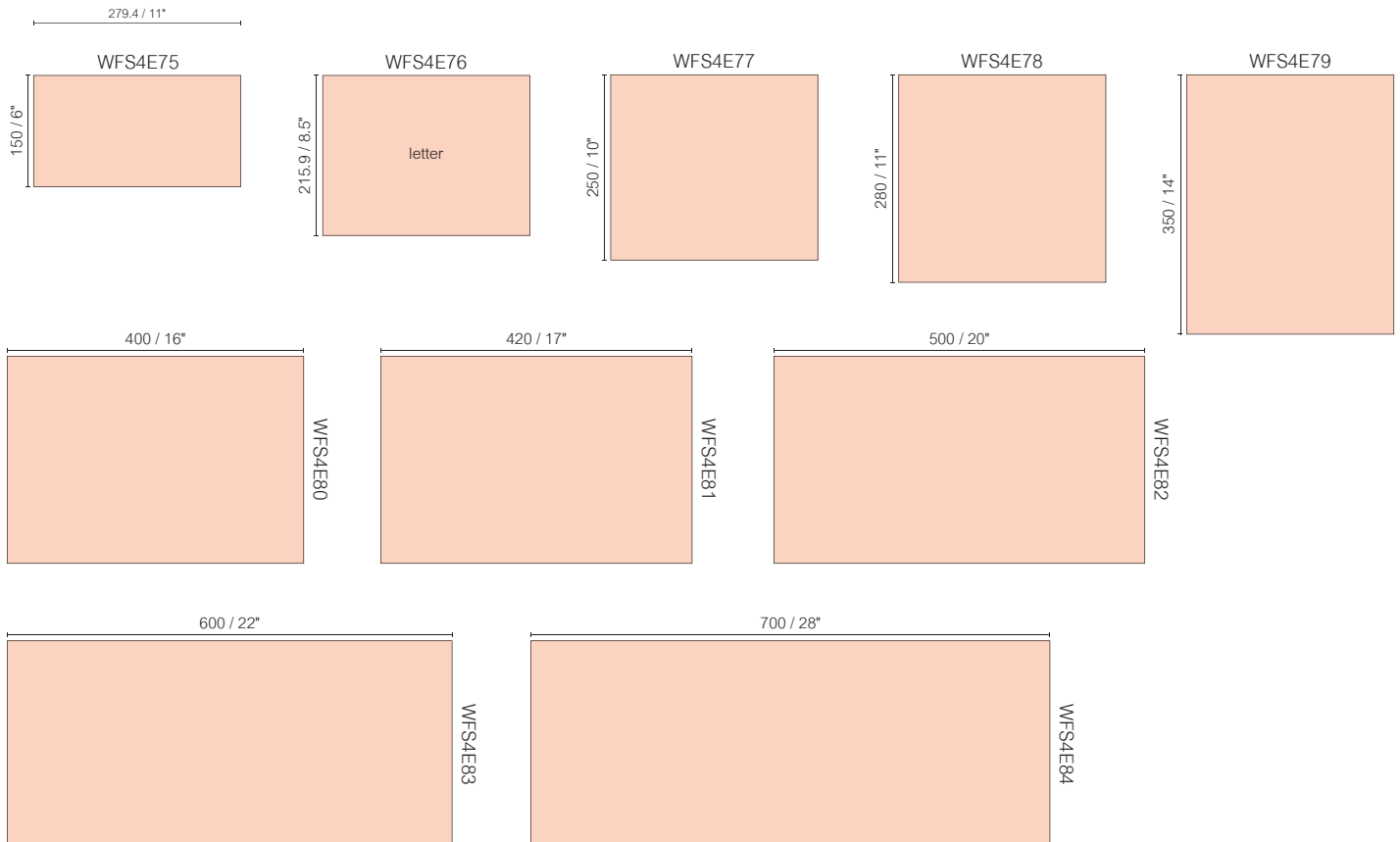
FRL-Letter






FRL-Letter





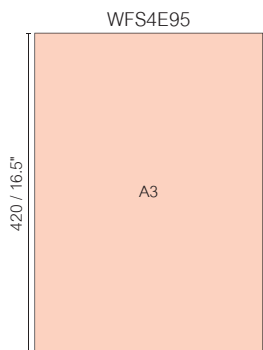
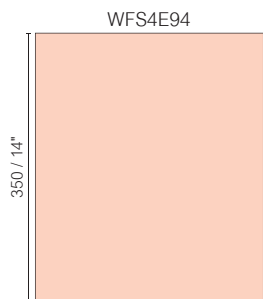
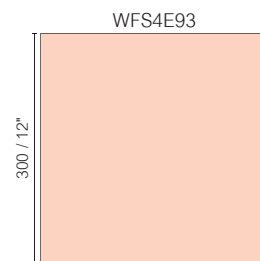
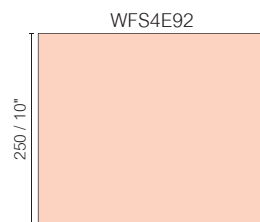
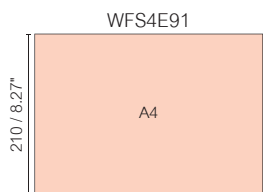
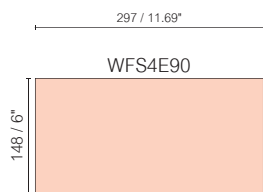
FRL11








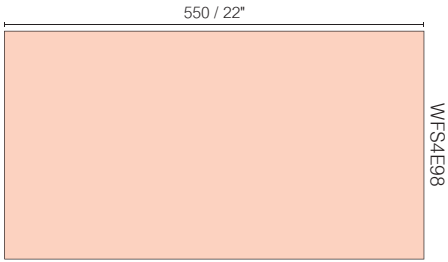
FRL11




FRL-A3



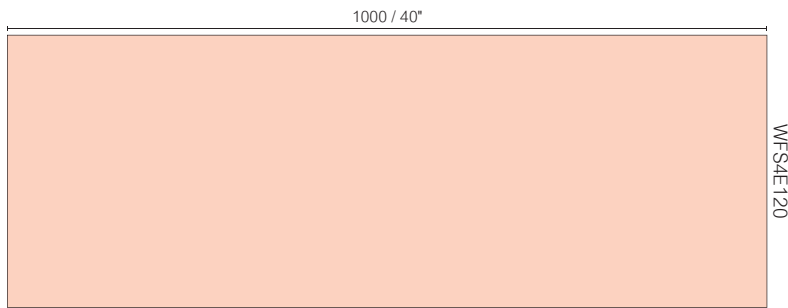
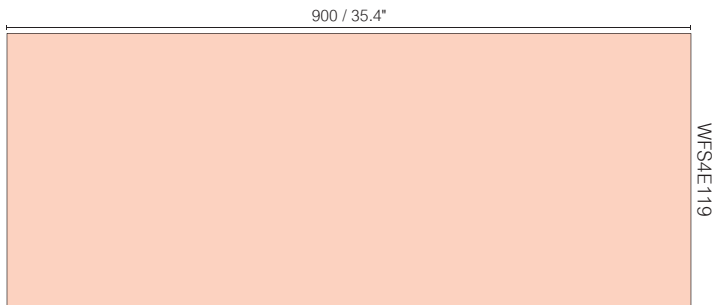
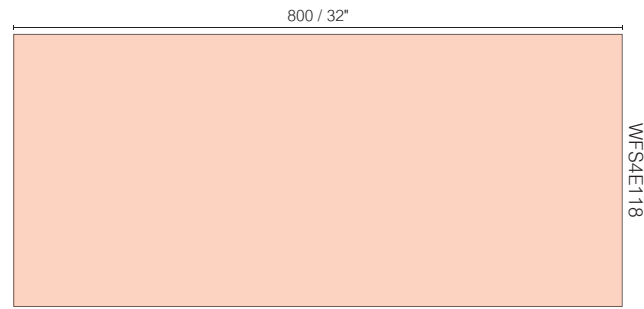
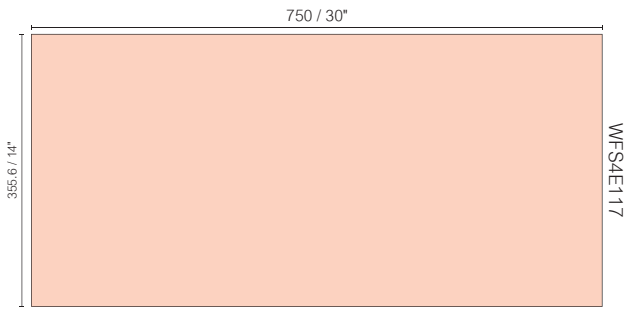
FRL-A3



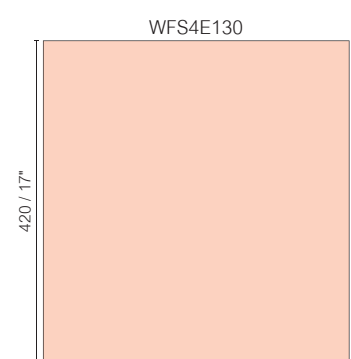
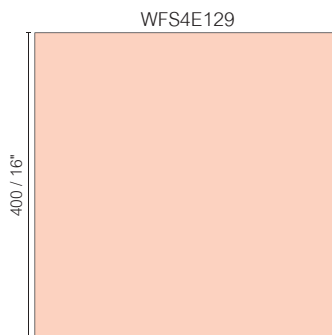



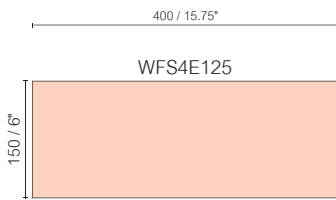
FRL14





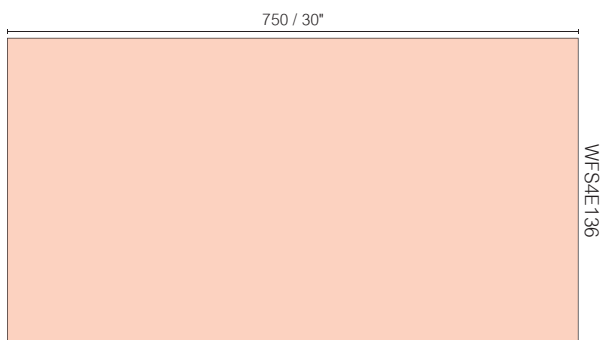
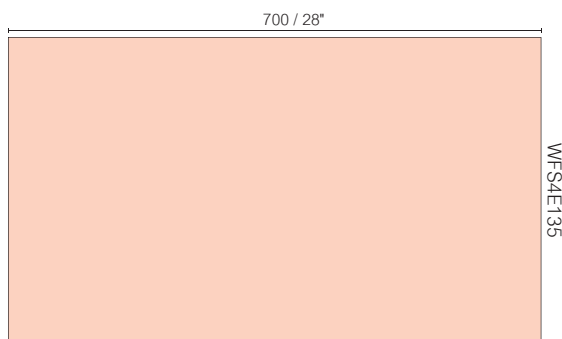
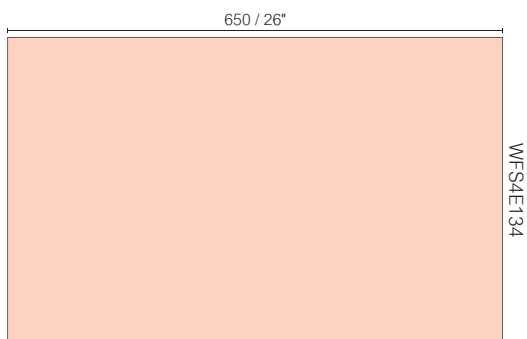



FRL14




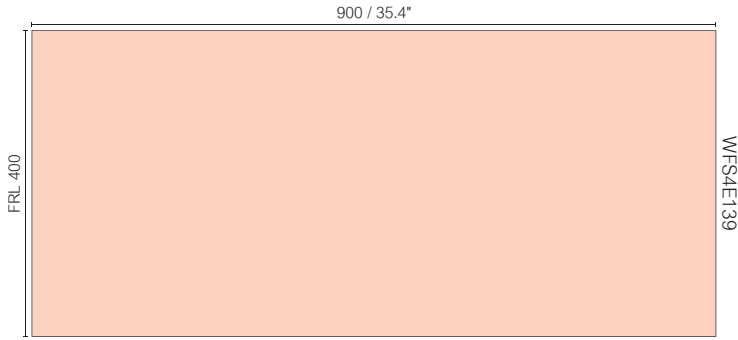
FRL400



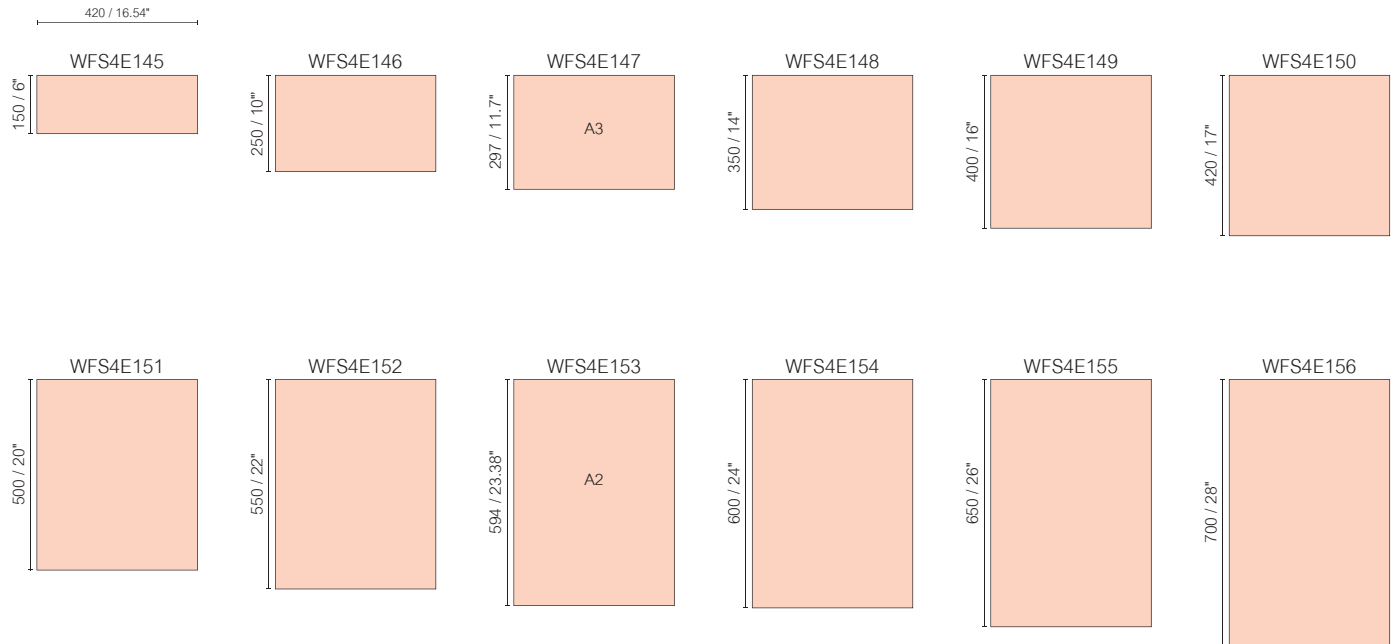
FRL400



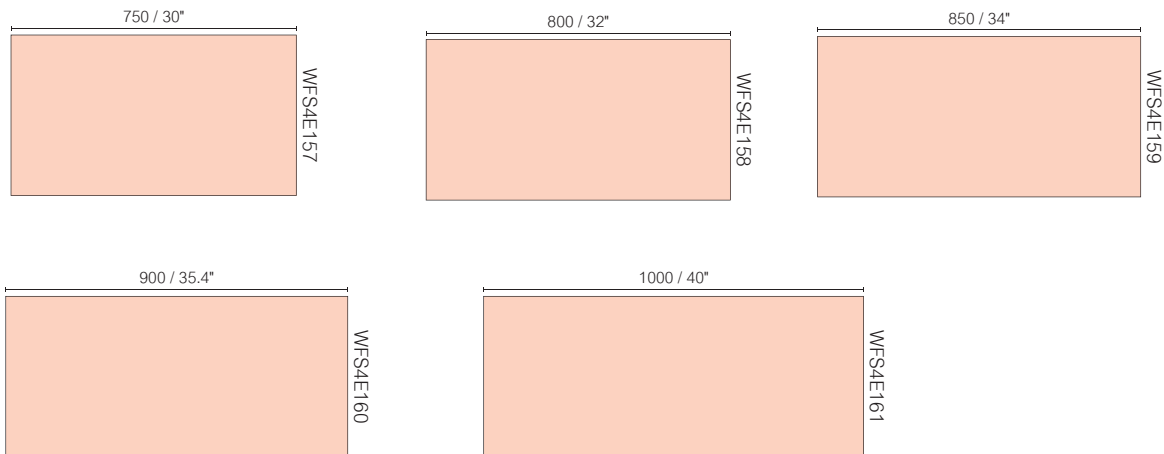
FRL400




FRL420



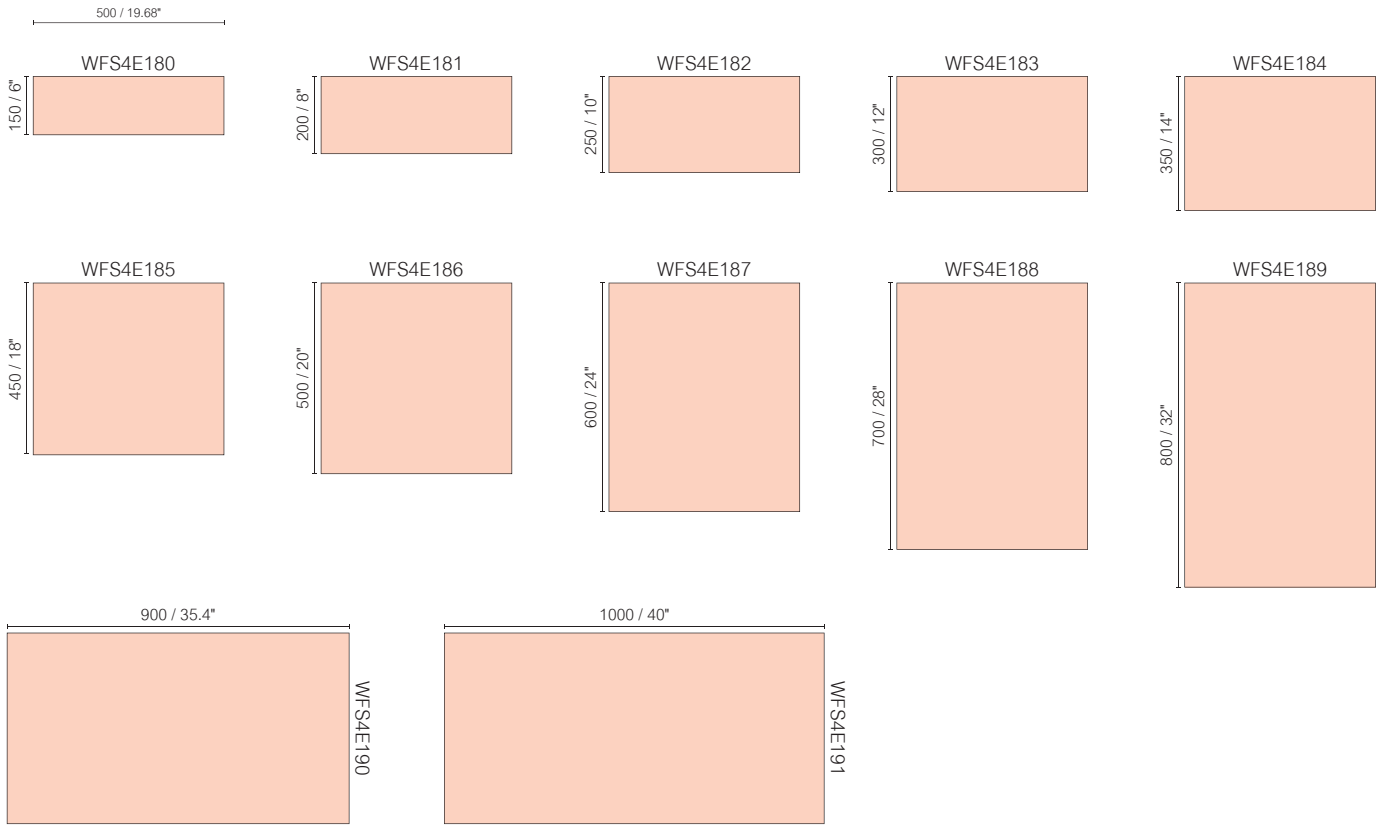
FRL420



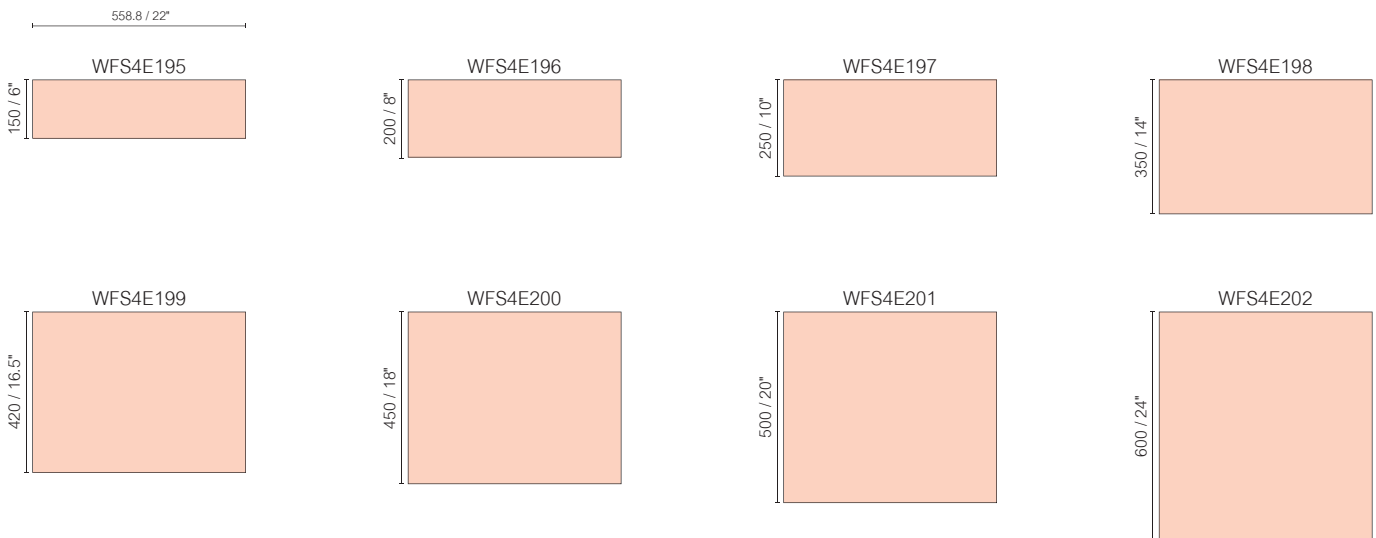
FRL17



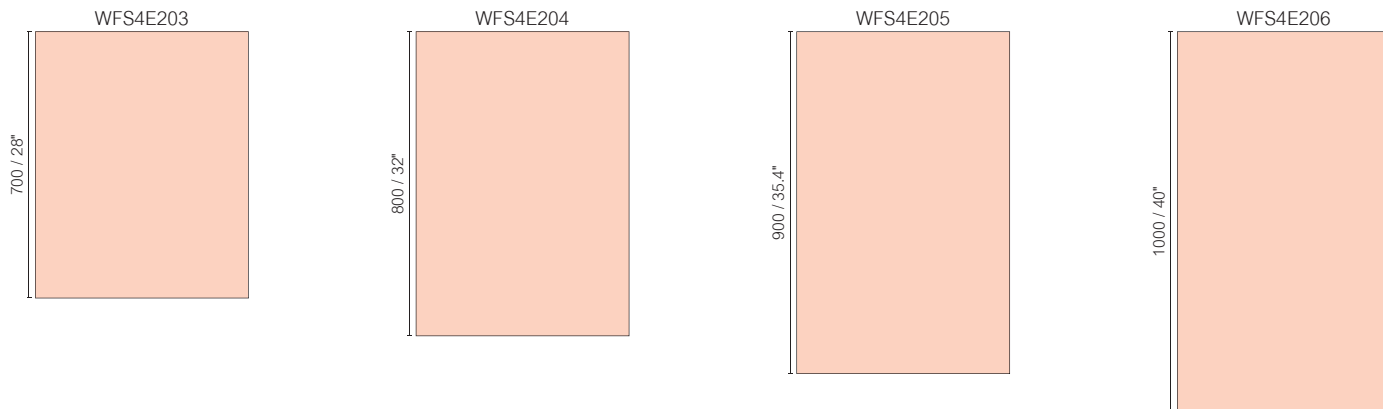
FRL500




FRL22




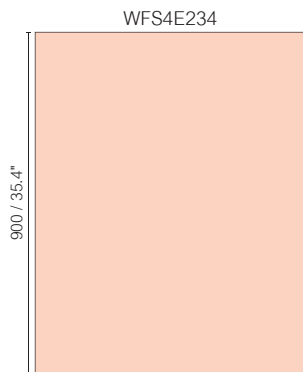
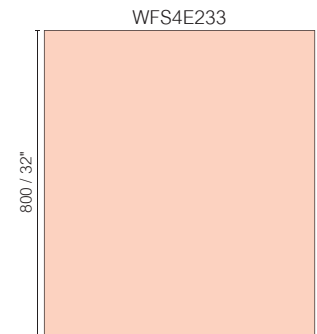
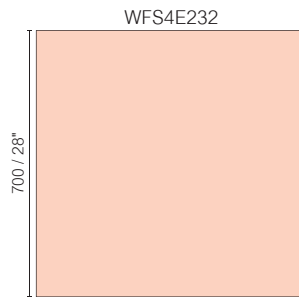
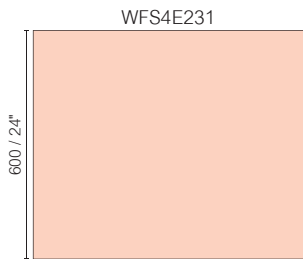



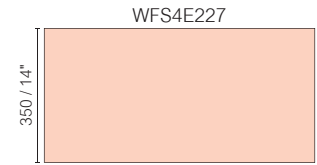
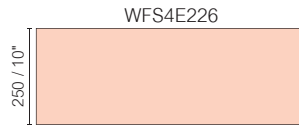
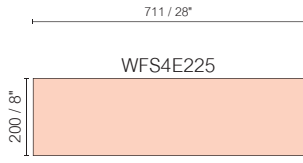
FRL22




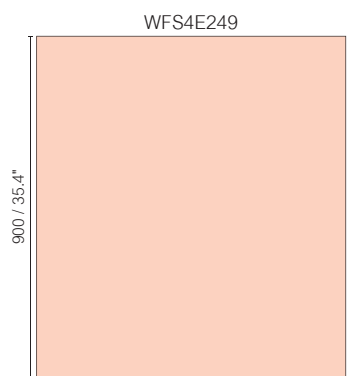
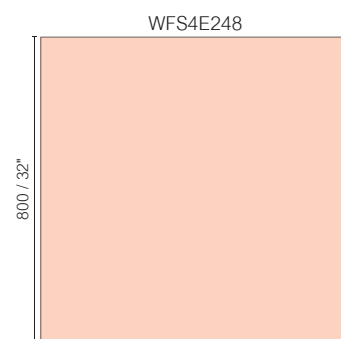
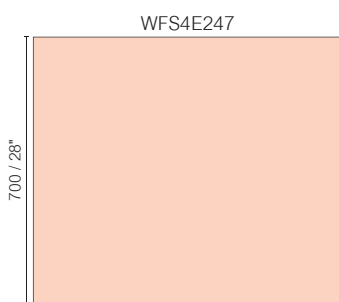



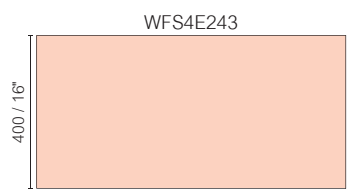
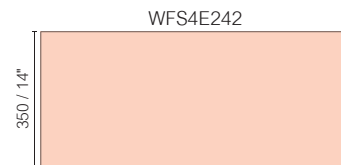
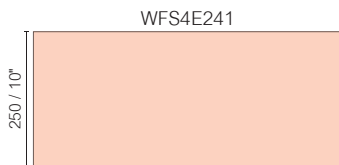

FRL600



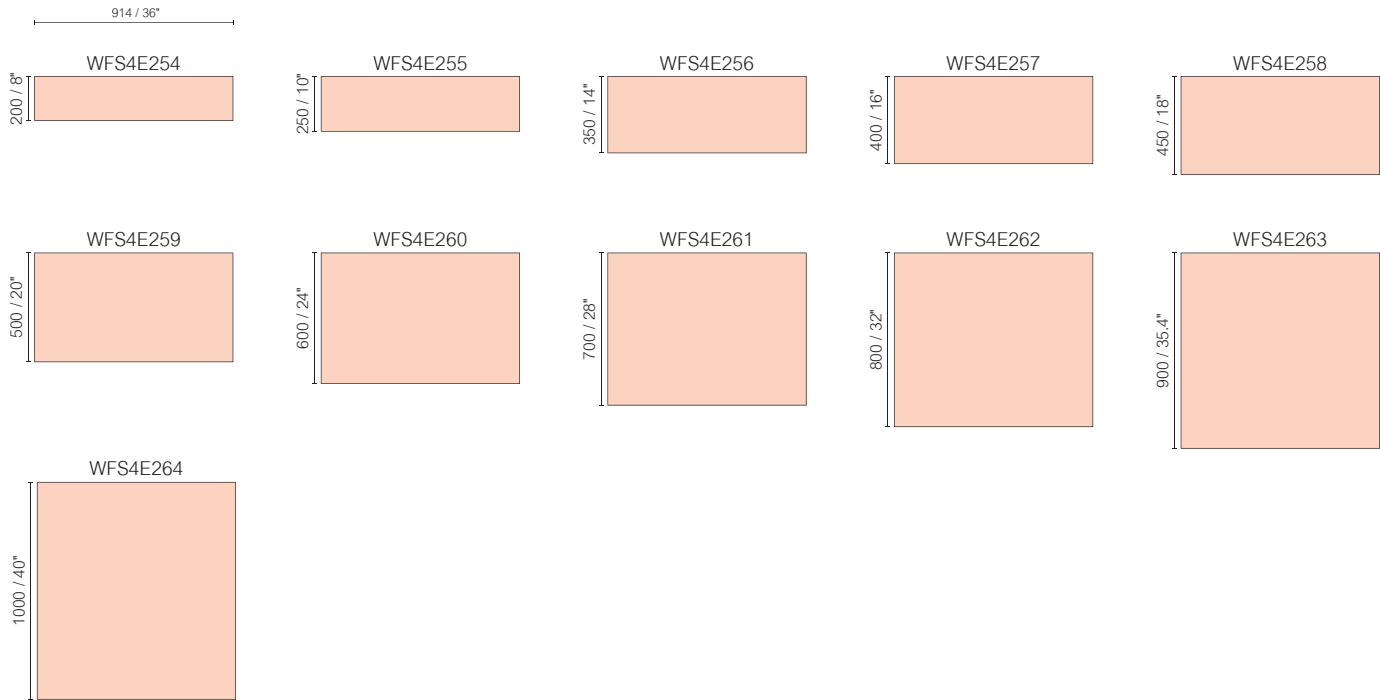
FRL28



FRL32




FRL36



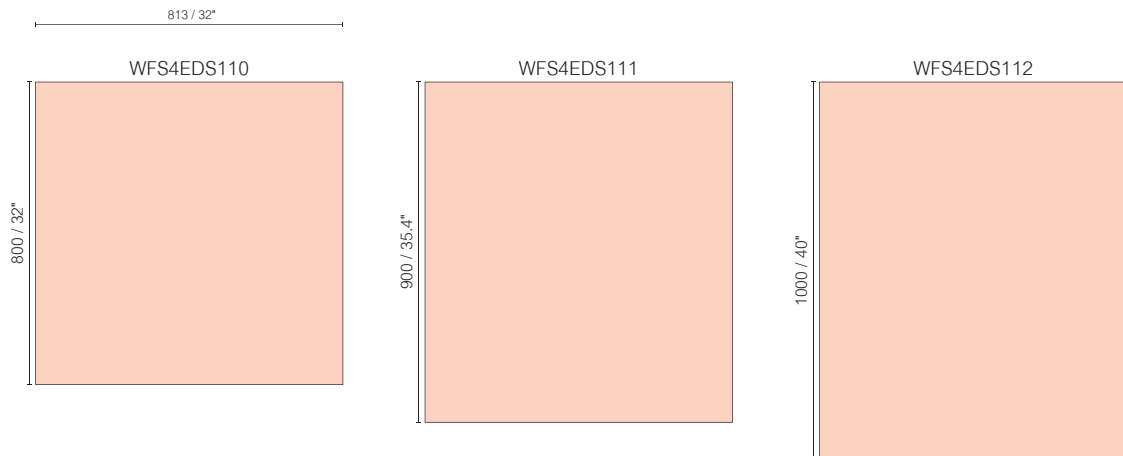
FRL40



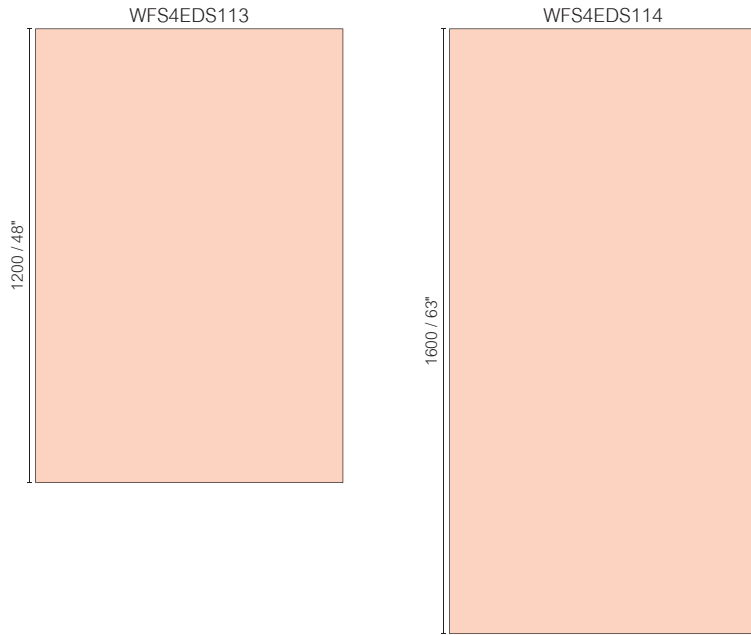
FRL28



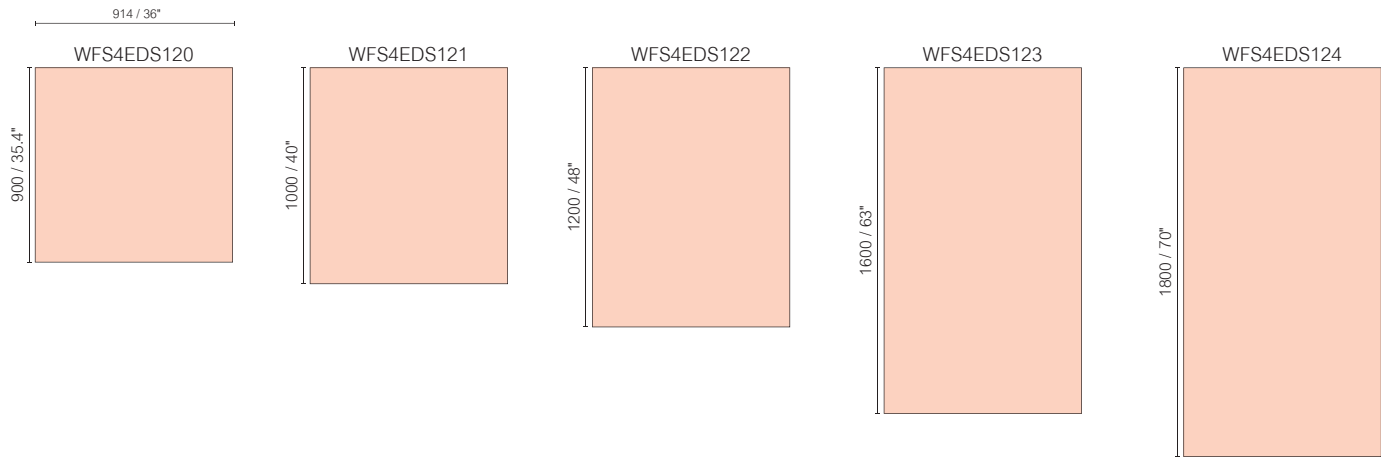
FRL32



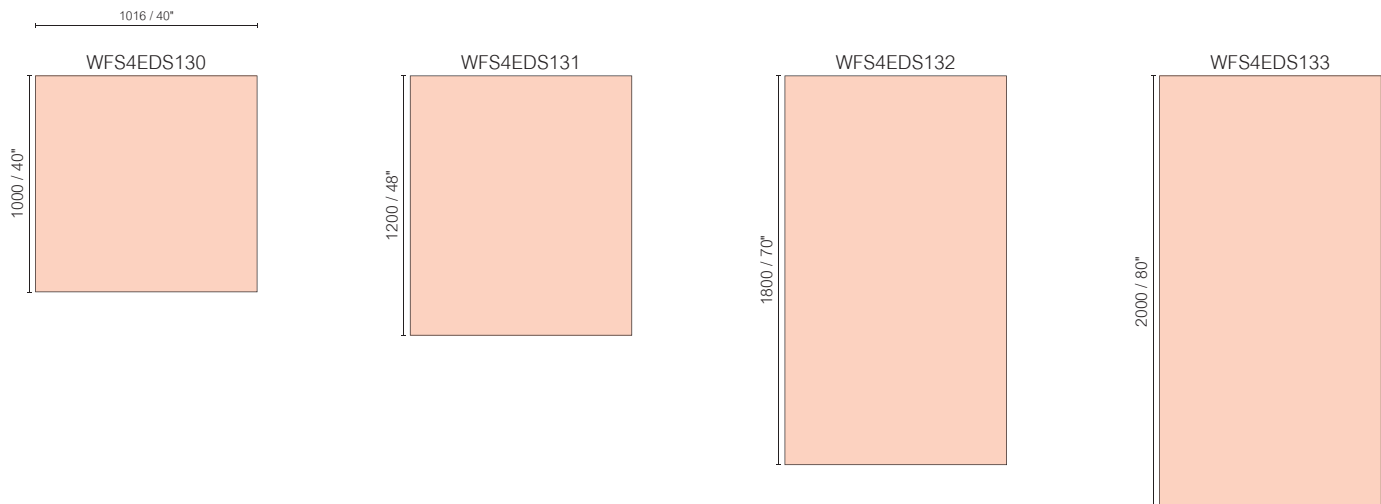
FRL32



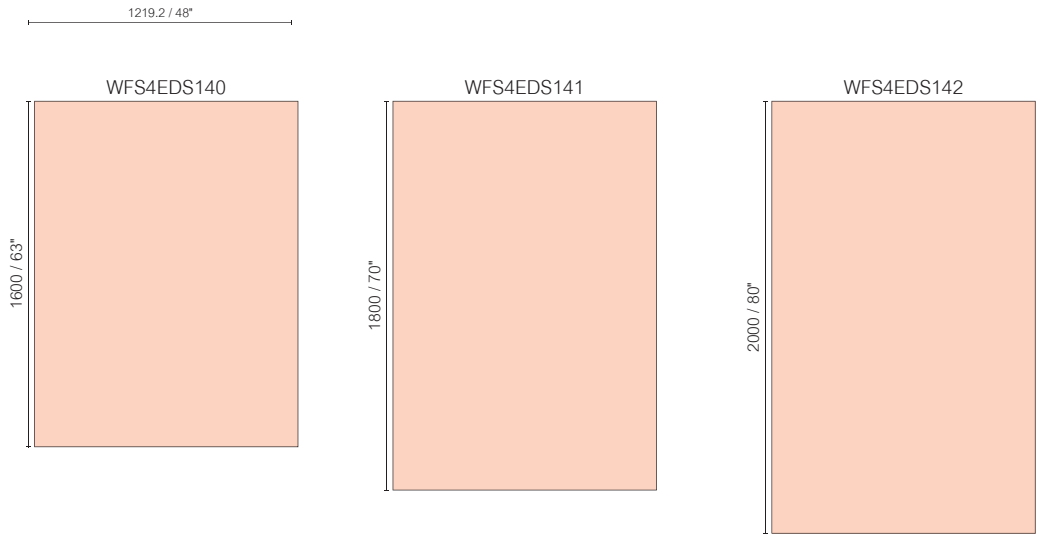
FRL36



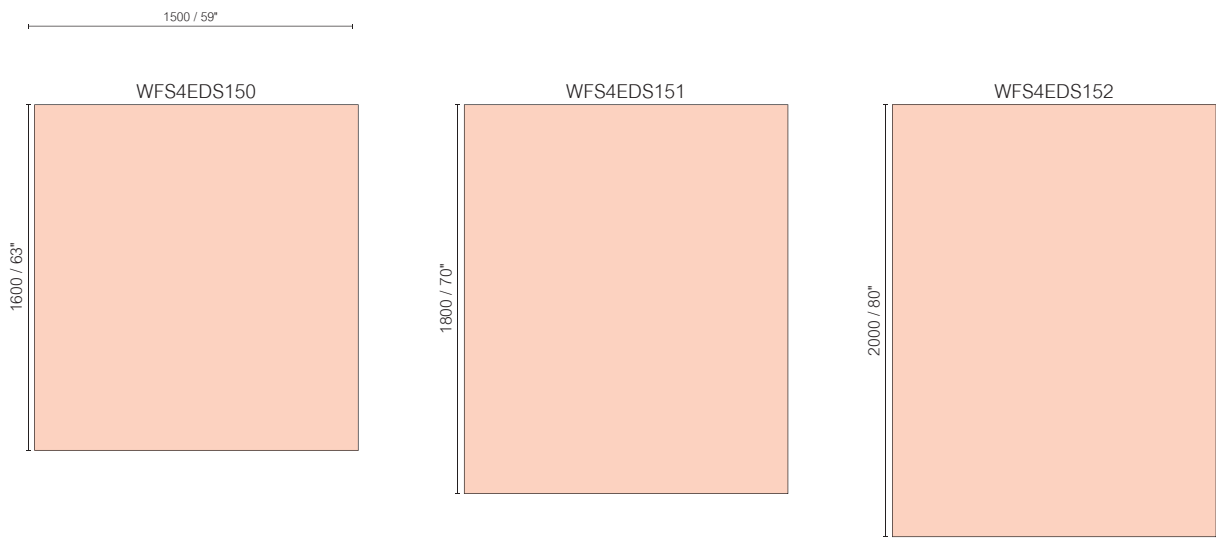
FRL40



FRL48



FRL1500



Vista Sharp

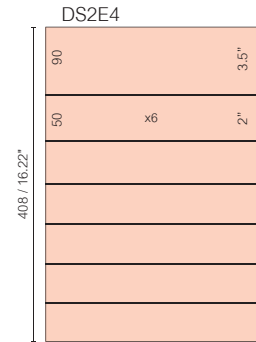
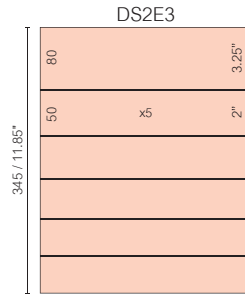
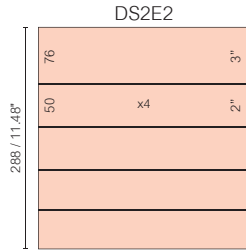
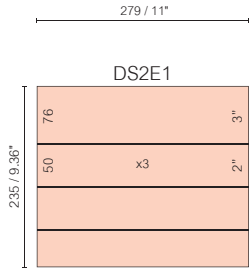
Directories



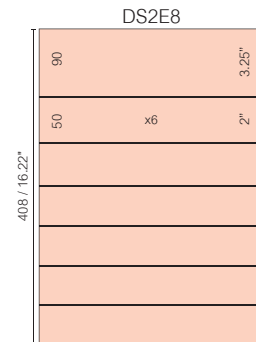
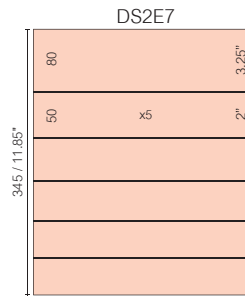
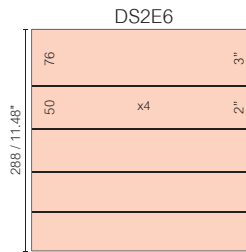
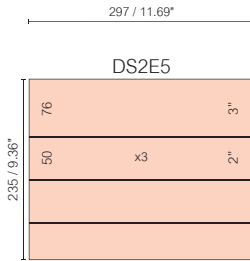
Directories

Wall directory signs are one of the best solutions for directional purposes and / or at-site entrances to increase visibility and orientation for hotels, schools, hospitals, shopping malls, office buildings, universities, airports, etc. Installation and graphic changes in Vista Sharp directories are fast and easy.

FRL11



FRL-A3



Vista Sharp

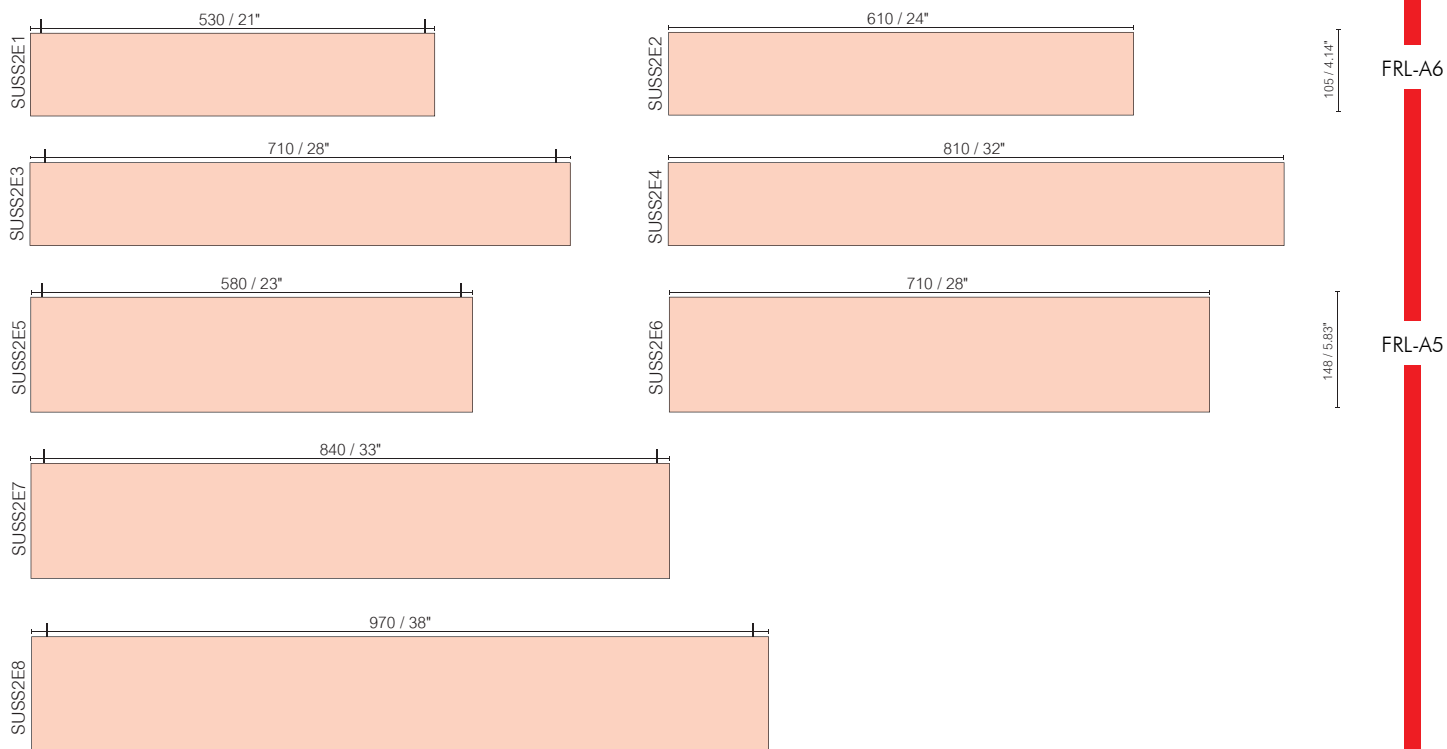
Suspended Signs



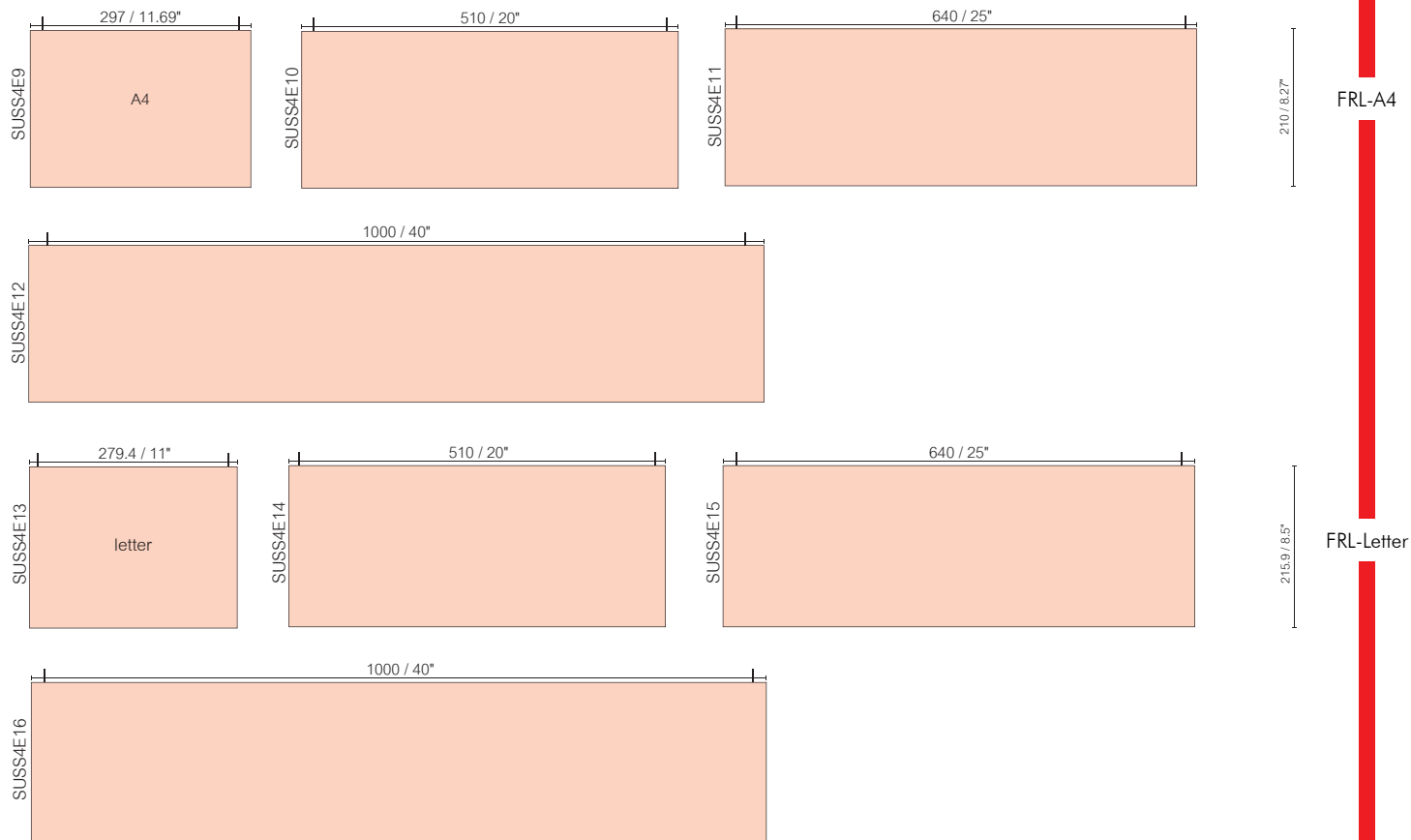
Suspended Signs

Vista Sharp suspended signs are mostly applied as hallway wayfinding signs. The system is lightweight and available in a variety of sizes. With their frameless and sleek look Sharp suspended signs are ideal for any indoor specification.

With end caps

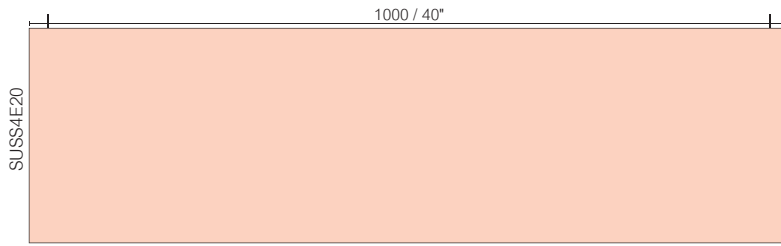
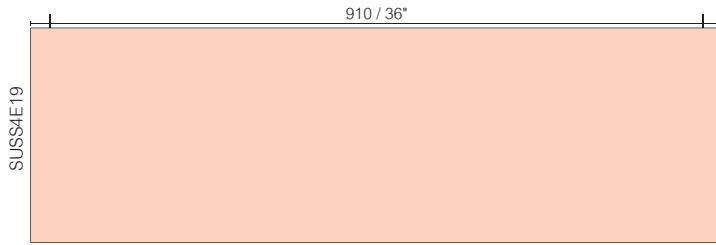
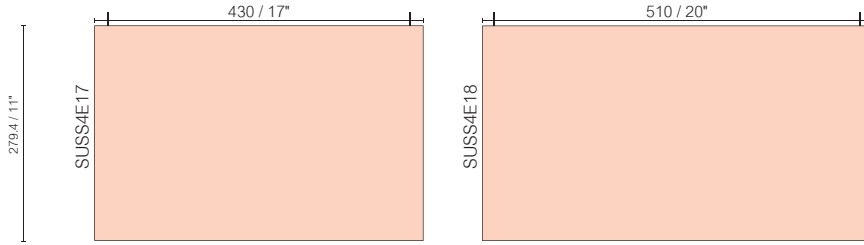


4 sided extrusion frame

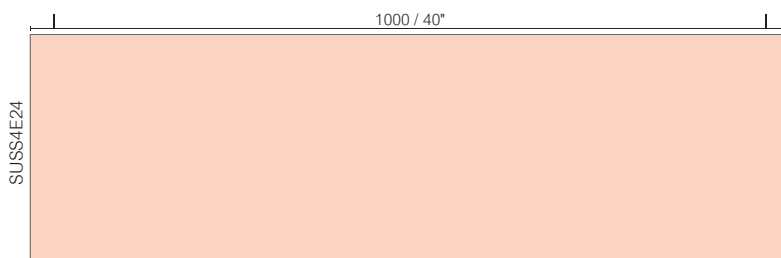

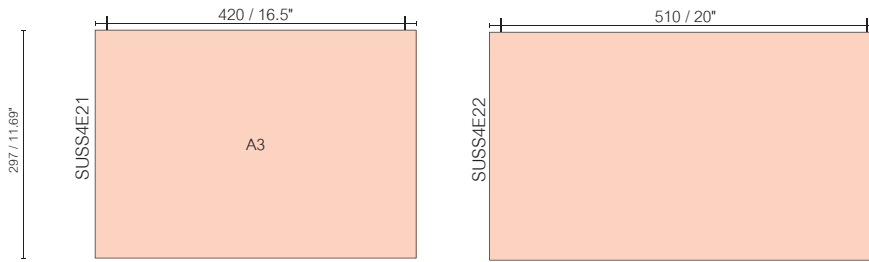


4 sided extrusion frame


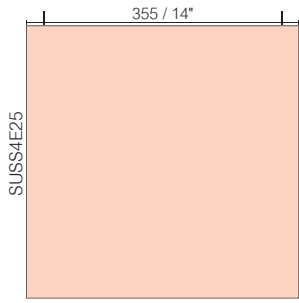
FRL11



FRL-A3

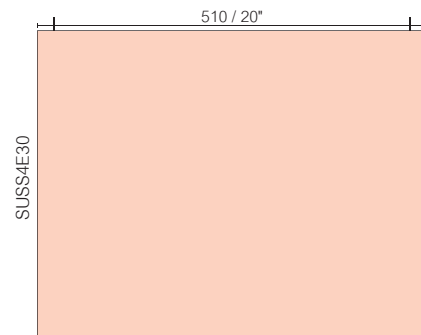
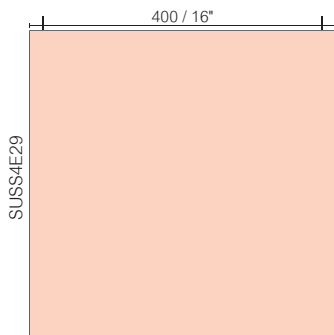




4 sided extrusion frame



355.6 / 14"

FRL14




400 / 15.75"

FRL400

4 sided extrusion frame

FRL400




SUSS4E31

910 / 36"

400 / 15.75"

1000 / 40"


SUSS4E32



FRL420


420 / 16.53"

SUSS4E33



400 / 16"


SUSS4E34



A2


600 / 23.5"

SUSS4E35



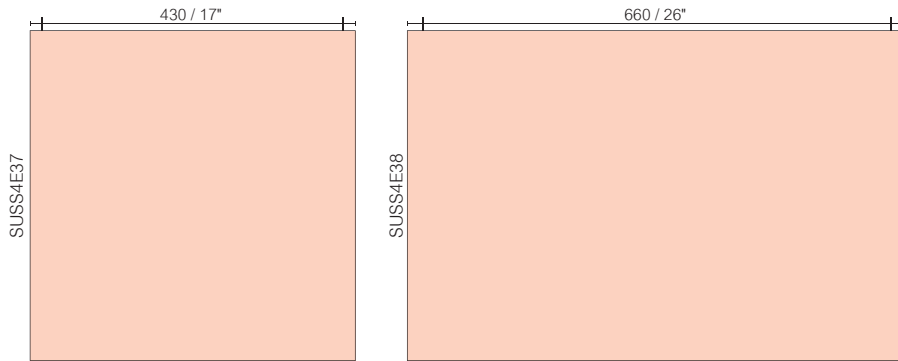
910 / 36"

SUSS4E36

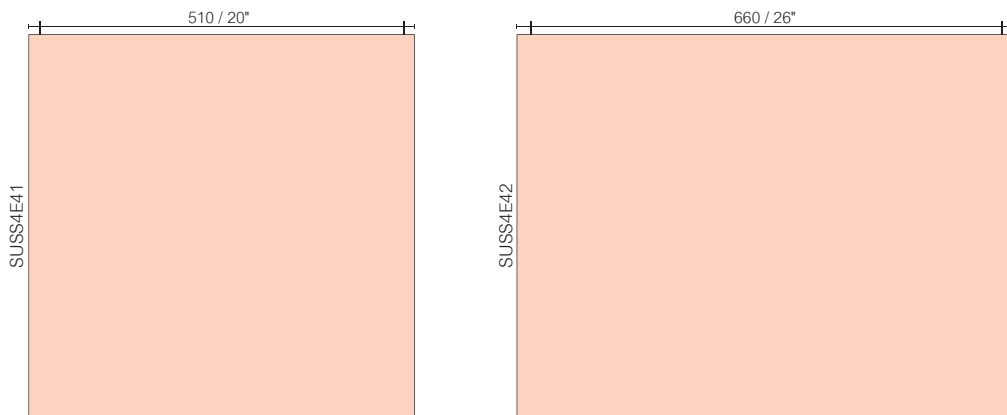




1000 / 40"

4 sided extrusion frame




FRL17




FRL500

4 sided extrusion frame

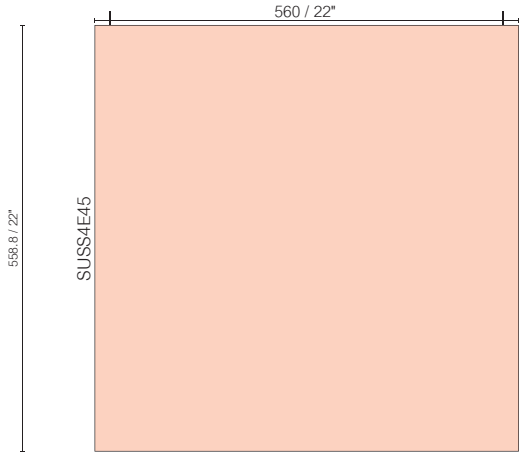
FRL500




SUSS4E44




FRL22




SUSS4E46



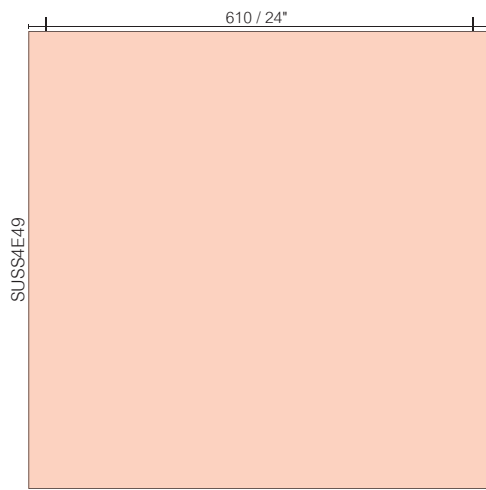
SUSS4E47




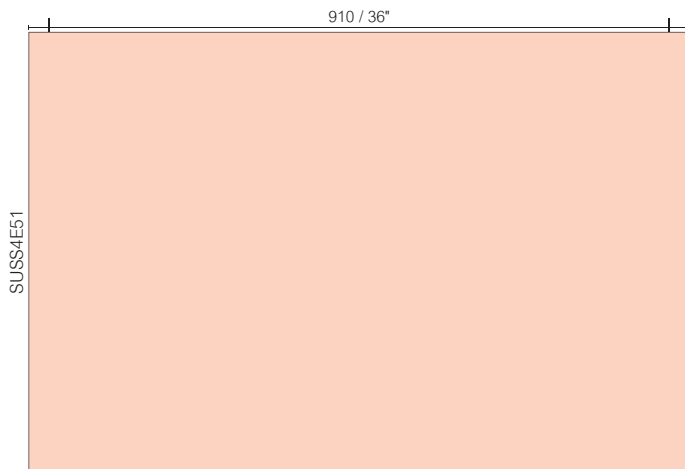
4 sided extrusion frame



FRL22



FRL600



Vista Sharp

Flag Signs



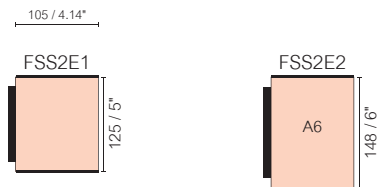
Flag Signs

Vista Sharp's double sided, projecting signs provide extra visibility thanks to their location on the wall and their clean frameless design.

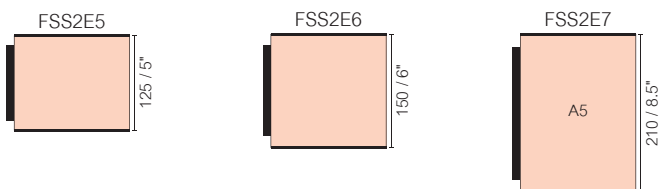
They are very good at attracting the public's attention and ideal for displaying important directional or instructional information.

2 sided extrusion frame

FRL-A6

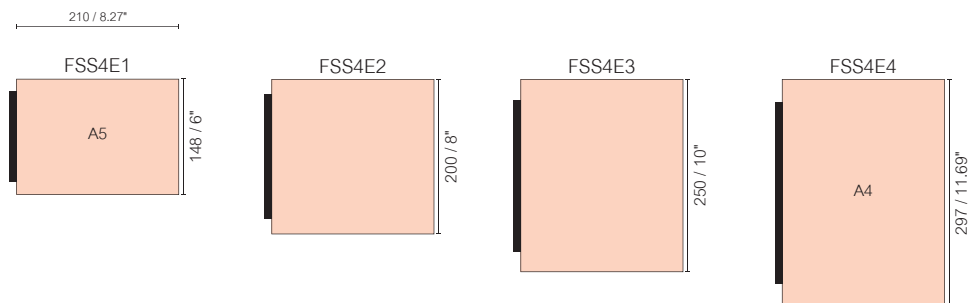


FRL-A5

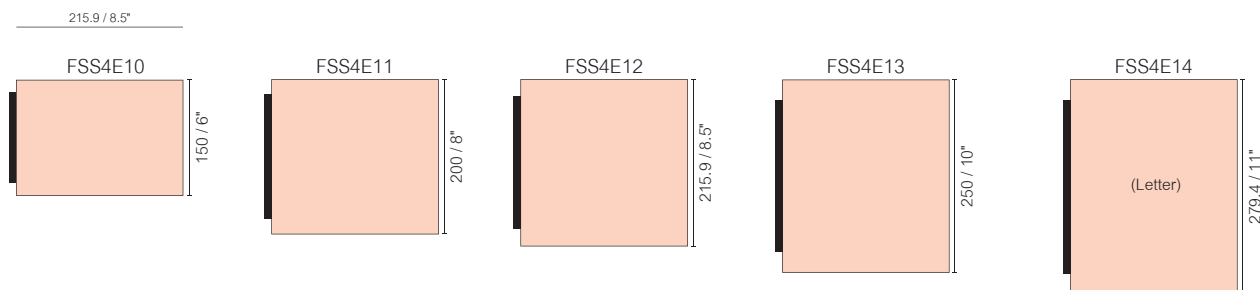


4 sided extrusion frame

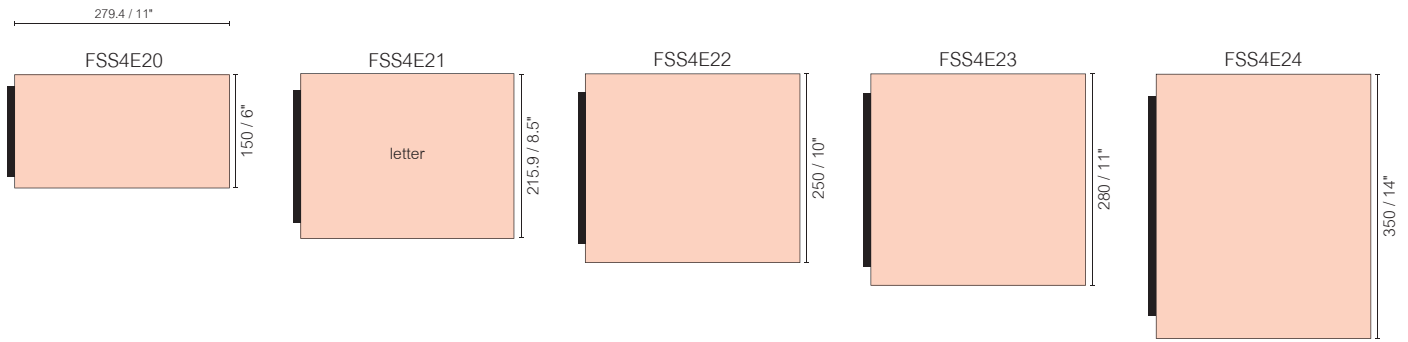
FRL-A4



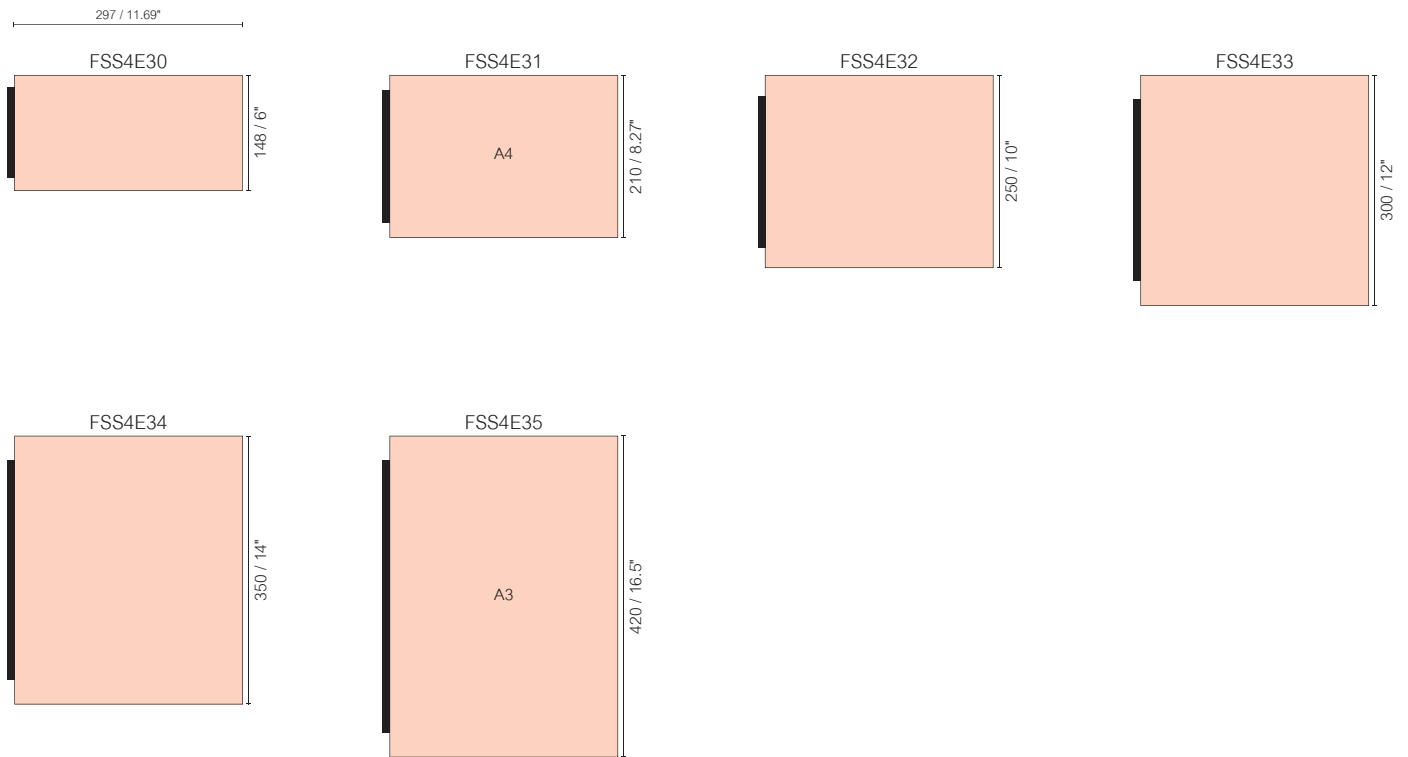
FRL-Letter



FRL11



FRL-A3



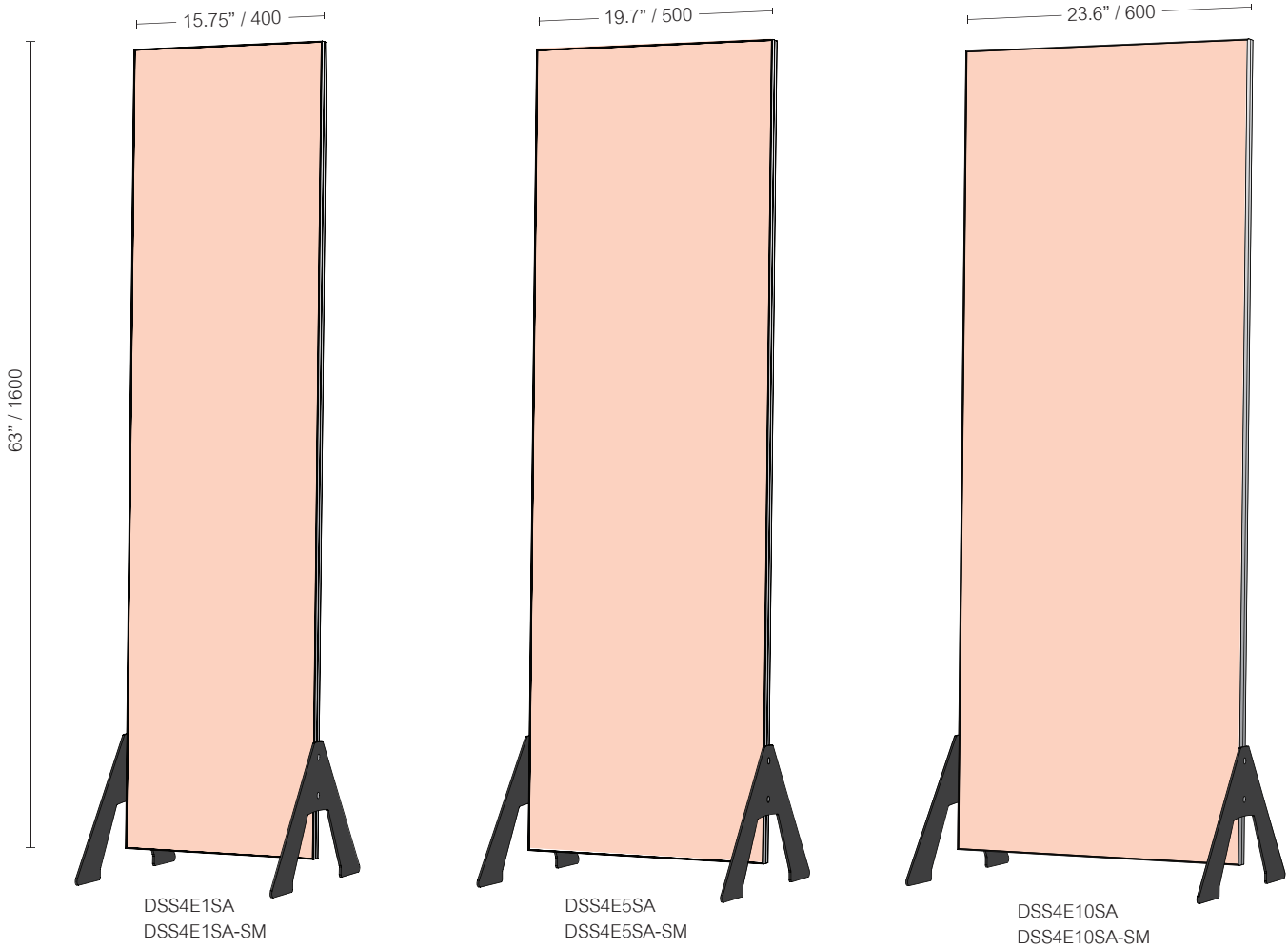
Vista Sharp

Double Sided Pylon



Pylon Signs

Vista Sharp double sided pylons are built from a whole, double sided frame, held upright by 2 designed, elegant legs. This elegant type of sign can accept several graphic substrates, including D-bond panels, Magnetic "papers" and more. Its frameless look emphasizes the content of the graphics, which helps delivering the message clearly, making it a great choice for showrooms, lobbies, office buildings etc.



Vista Sharp

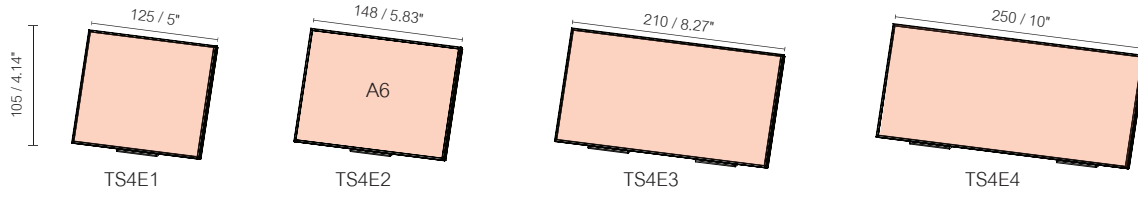
Table Stands



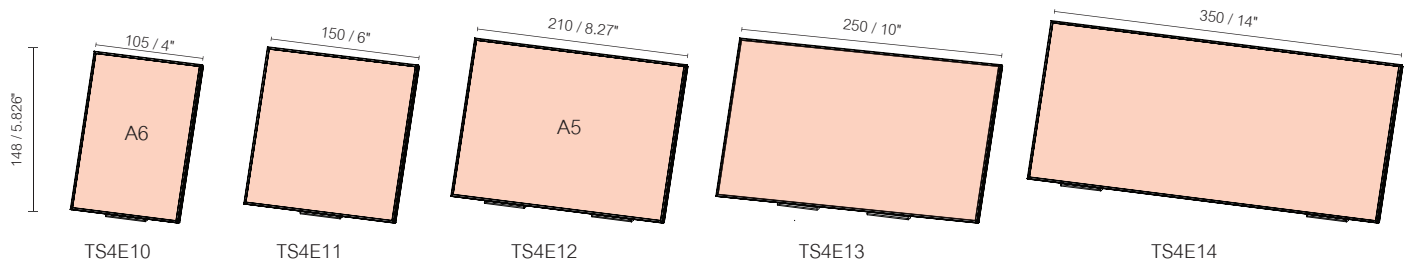
Table Stands

Vista Sharp's table stands come in two versions, one that includes end caps, and another with a "Full frame" that includes a stylish aluminum extrusion (cut to a 45 angle). This type of sign will be often used to hold any content relevant for counters, bars or tables such as title and name at a working station, instructions or special information.

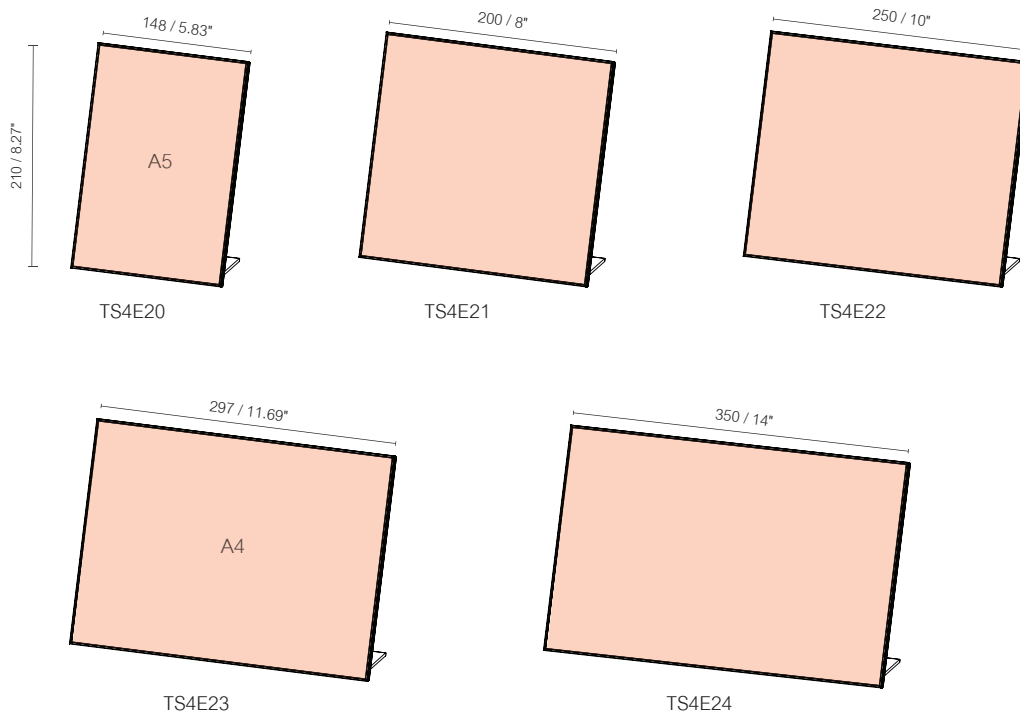
FRL-A6



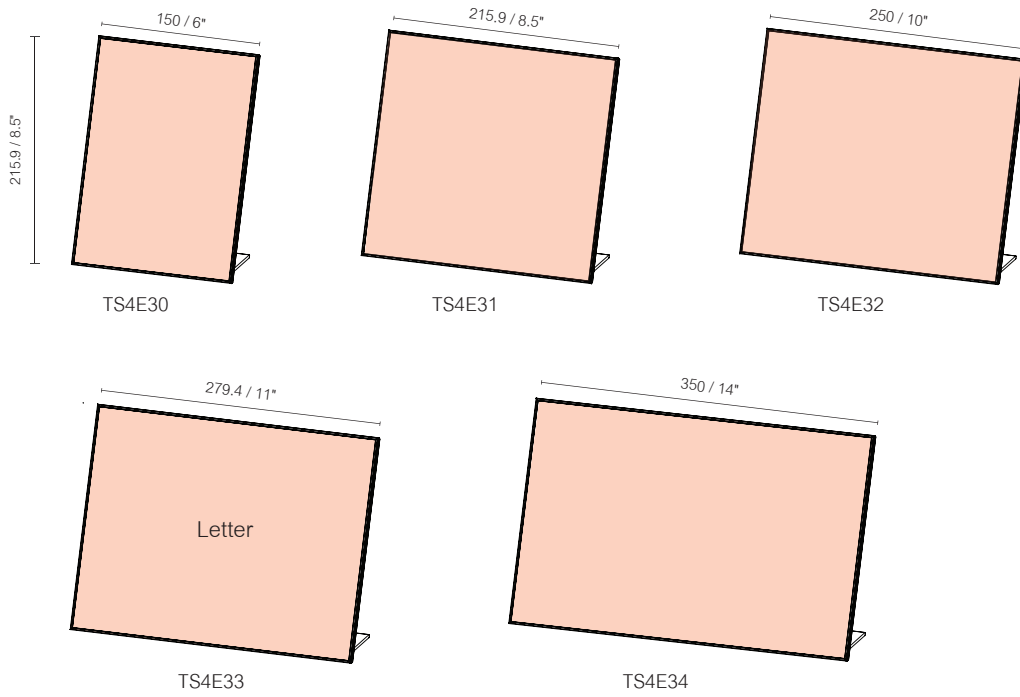
FRL-A5



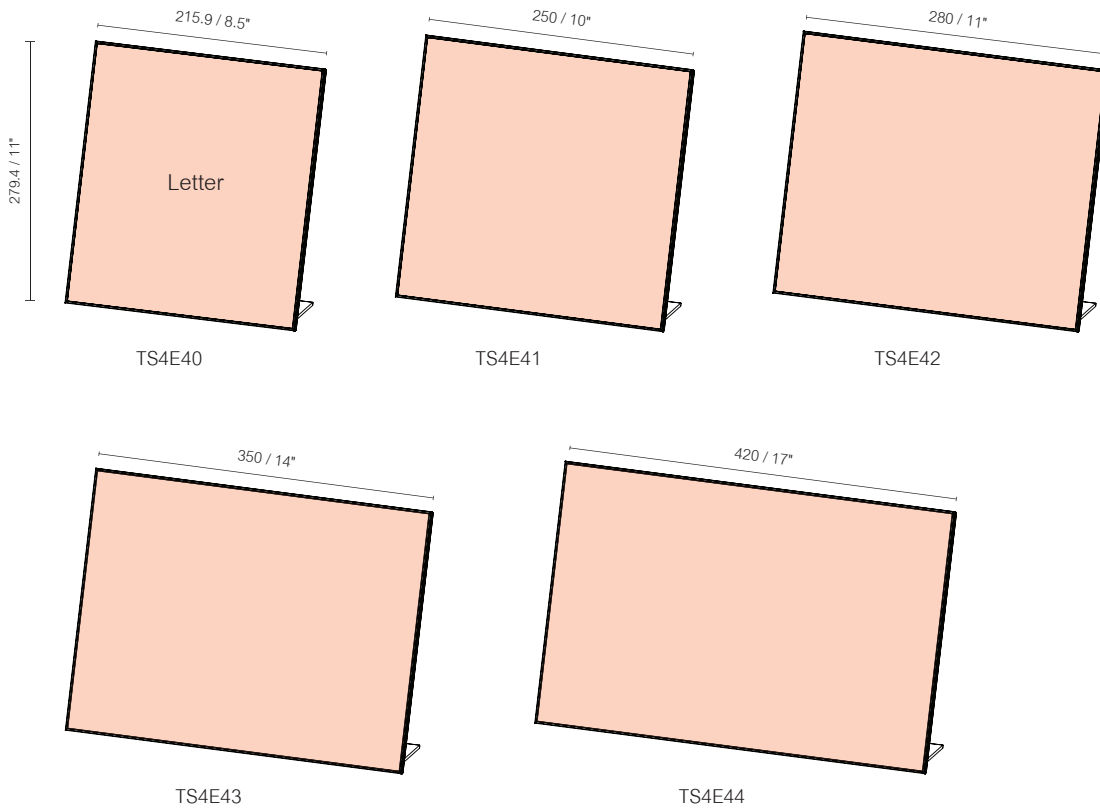
FRL-A4



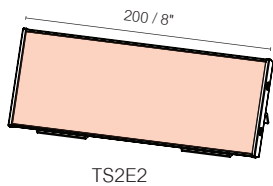
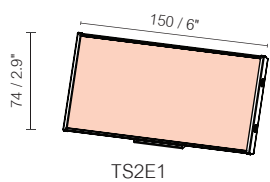
FRL-Letter



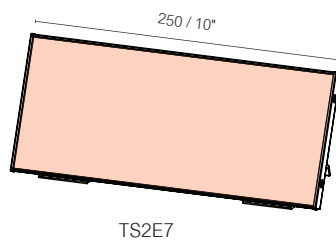
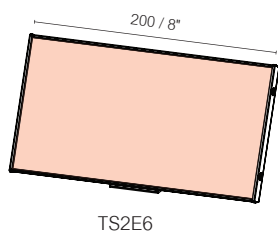
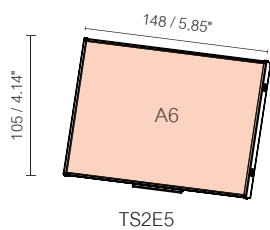
FRL11



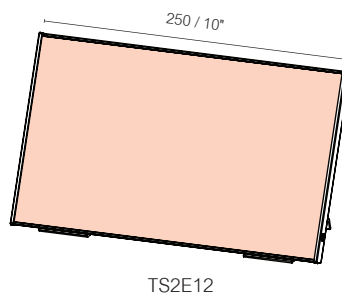
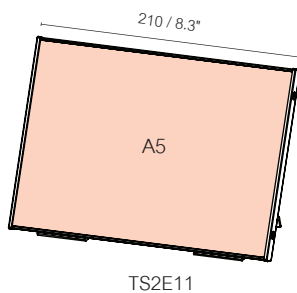
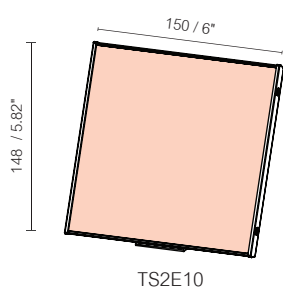
FRL-A7



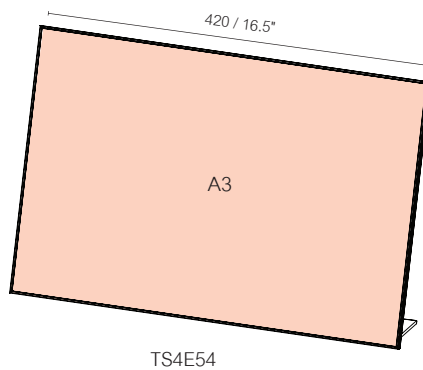
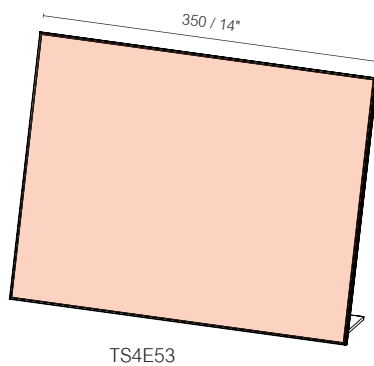
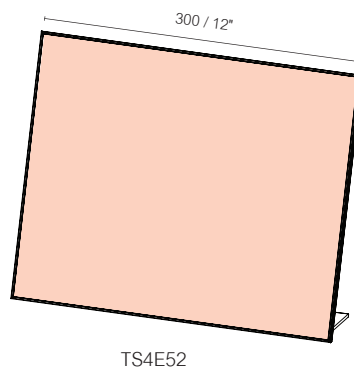
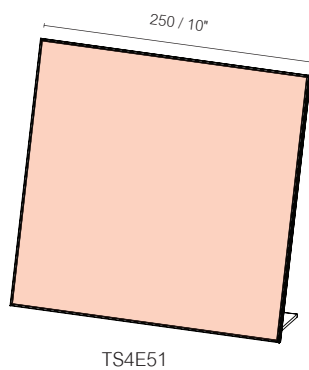
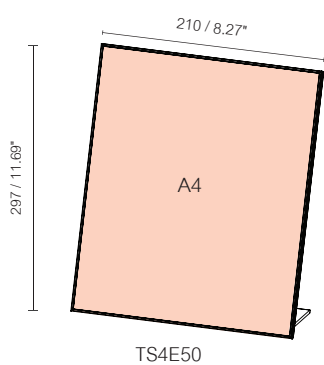
FRL-A6



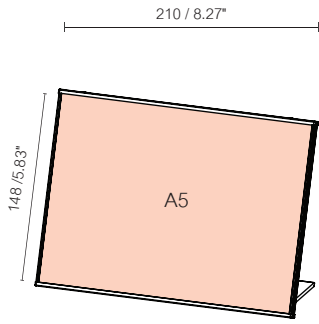
FRL-A5



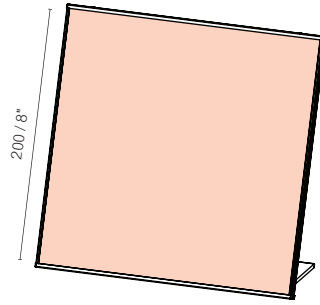
FRL-A3



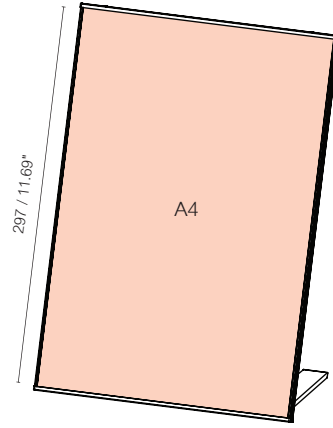
FRL-A4



TS2E15

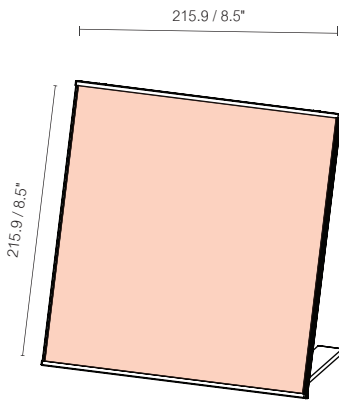


TS2E16

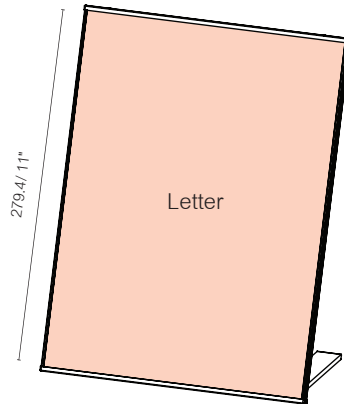


TS2E17

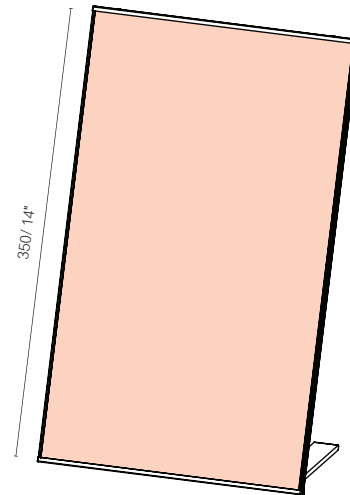
FRL-Letter



TS2E20

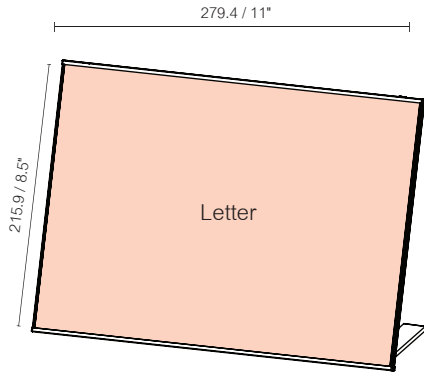


TS2E21

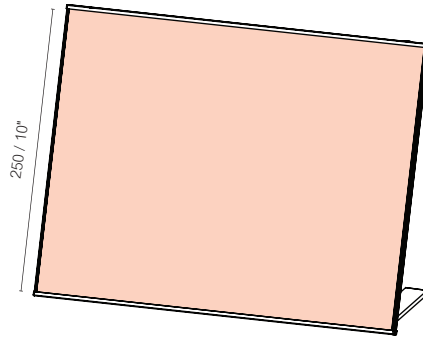


TS2E22

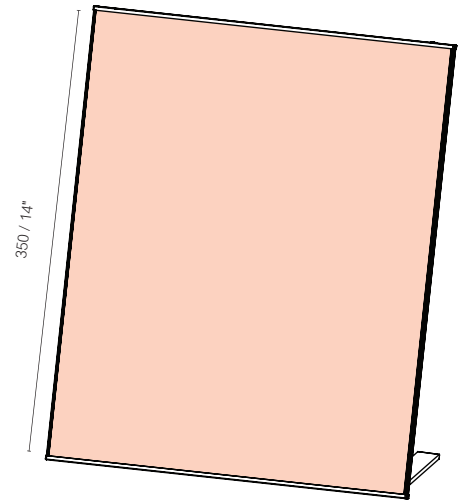
FRL11



TS2E25

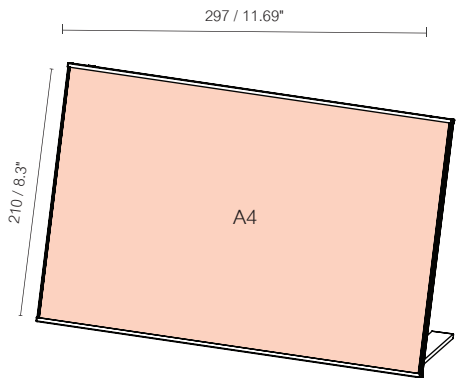


TS2E26

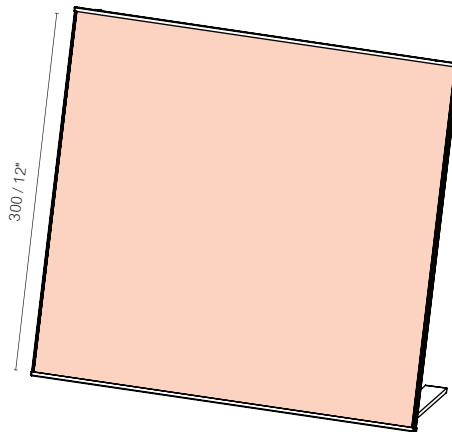


TS2E27

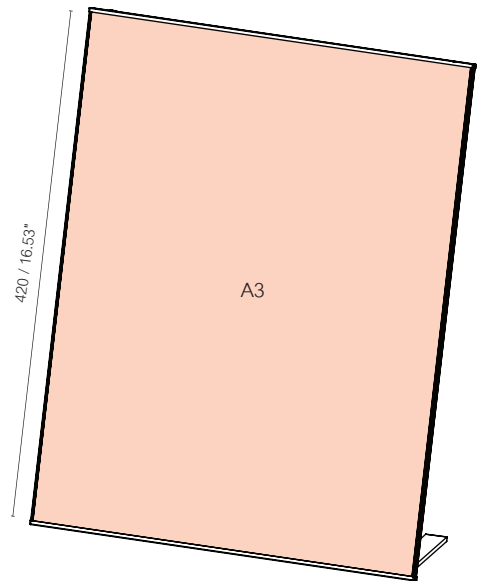
FRL-A3



TS2E30



TS2E31



TS2E32

Vista Square

Stands out above the rest




Flat Modular Way-Finding System

- Flat design
- Special profiles for non-flexible inserts
- Aluminum and black finishes
- Smart stable end caps
- Featuring the "Floating" design
- Environmentally friendly

Vista Square is a leading Flat Modular Sign System that is both elegantly designed and technologically advanced.

The system offers a variety of flat signage solutions designed to match and complement any project: wall signs (standard, floating, floating corner, directory), table signs, suspended signs and flag signs.



Vista Square system supports both flexible and non-flexible inserts. Three types of profiles are the heart of the system:

- A. Uniform profile for small sized signs
- B. Single extrusion profile for large signs requiring **flexible inserts**
- C. Multi piece profile for large signs requiring **non-flexible inserts**


A



B



C

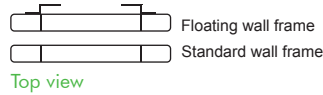


Updating the sign is quick and easy. If the insert is flexible you can simply apply a suction cup to pull it out. In case the insert is not flexible, you simply disconnect one of the special cover extrusions mechanically fastened to the frame and take the insert out.

Vista Square uses smart stable end caps, perfectly adjusted to the profiles. No screws or glue are required. End caps are available in grey and black finishes.



"Vista Square Float" design is the system's crown jewel. The floating affect (the signs appear as floating in front of the wall) is achieved thanks to a special floating profile that is attached to the back of sign frame.



Vista Square frames can accept ADA technology inserts. We supply ADA inserts, ask your Vista rep. about it!



- The system supports a great variety of sizes leading up to 100cm X 100cm / 40".
- The aluminum parts of the system are available in 2 finishes, aluminum and black.
- The system supports insert thickness of up to 3mm / 0.12".
- The minimum height for directory slats will depend on the type of graphic implementation.

Legend - Graphic Implementation

①	Paper graphics with polycarbonate cover of 0.5mm width
②	Vinyl on polycarbonate cover of 0.5mm width
③	Paper graphics with polycarbonate cover of 1mm width
④	Vinyl on polycarbonate cover of 1mm width
⑤	Paper graphics with polycarbonate cover of 2mm width
⑥	Vinyl on polycarbonate cover of 2 mm width with reinforcement tape
⑦	Paper graphics with perspex cover (cast) of 3 mm width
⑧	Vinyl/print on Xbond board of 2mm width
⑨	Vinyl/print on aluminum board of 0.5mm width
⑩	Vinyl/print on aluminum board of 0.8mm width

For each sign in the catalog you'll find our recommendation regarding the appropriate graphic implementation. Please consult the Legend.

Square promo 20

The Square Promo 20 Kit provides 20 giveaway sign samples, all personalized with your company's logo and details, allowing you to meet with customers and close deals on the spot.



Square Display Sign Kit

An elegant presentation featuring a wide selection of flat sign samples mounted on a back board; ideal for reception area, show room or office display.



TRY it, you'll love it!



Get your Vista Square display kit today!

For local contact details visit:
www.vistasystem.com/contact-us

Vista Square


Wall Frames - Portrait




Wall Frames - Portrait

The Vista Square portrait wall frames (also available in an eye catching floating design) are a perfect choice for room identification signs, bathroom signs and general way-finding signs. The portrait position is determined by the position of the end caps on the bottom and top of the sign frame.


WFF-A4-P



WFF-400-P



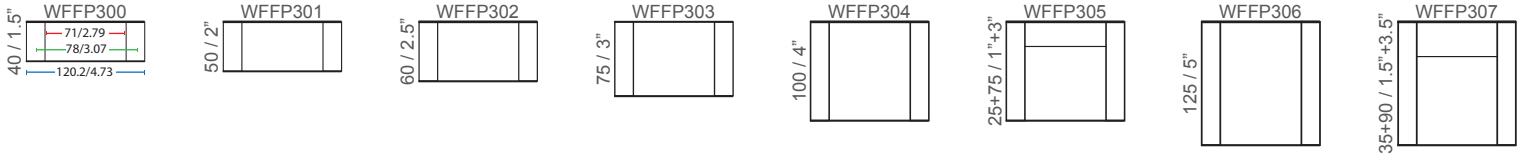
WFF-700-P



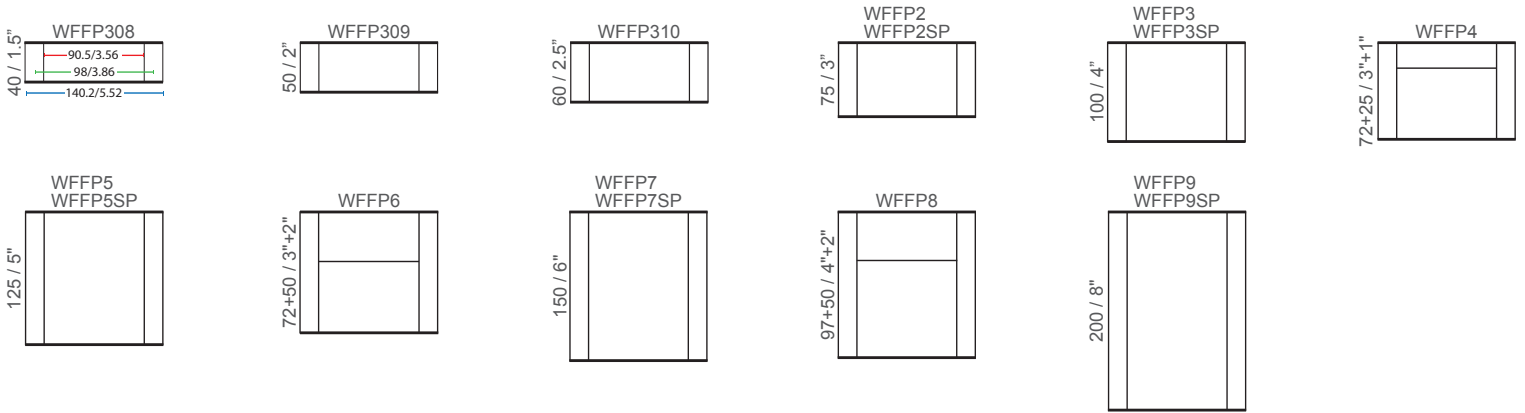
Visible insert Insert width Sign width (mm/in)

Floating wall frame portrait WFFPSP
Wall frame portrait WFFP

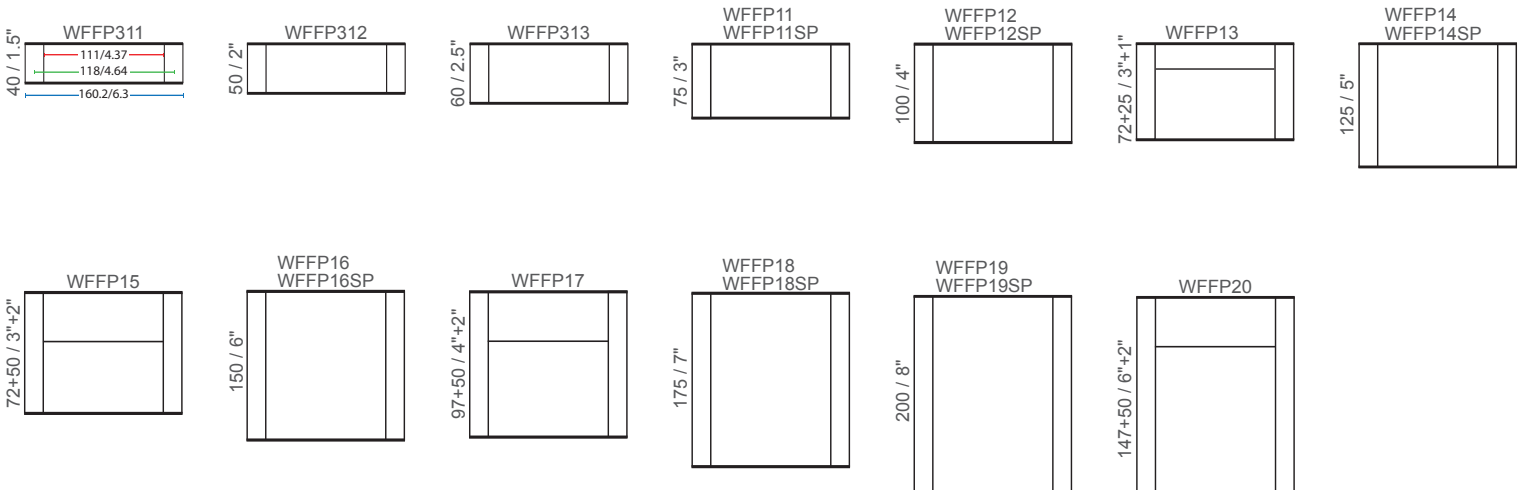
F80 ① ② ⑧ ⑨





F100 ① ② ⑧ ⑨



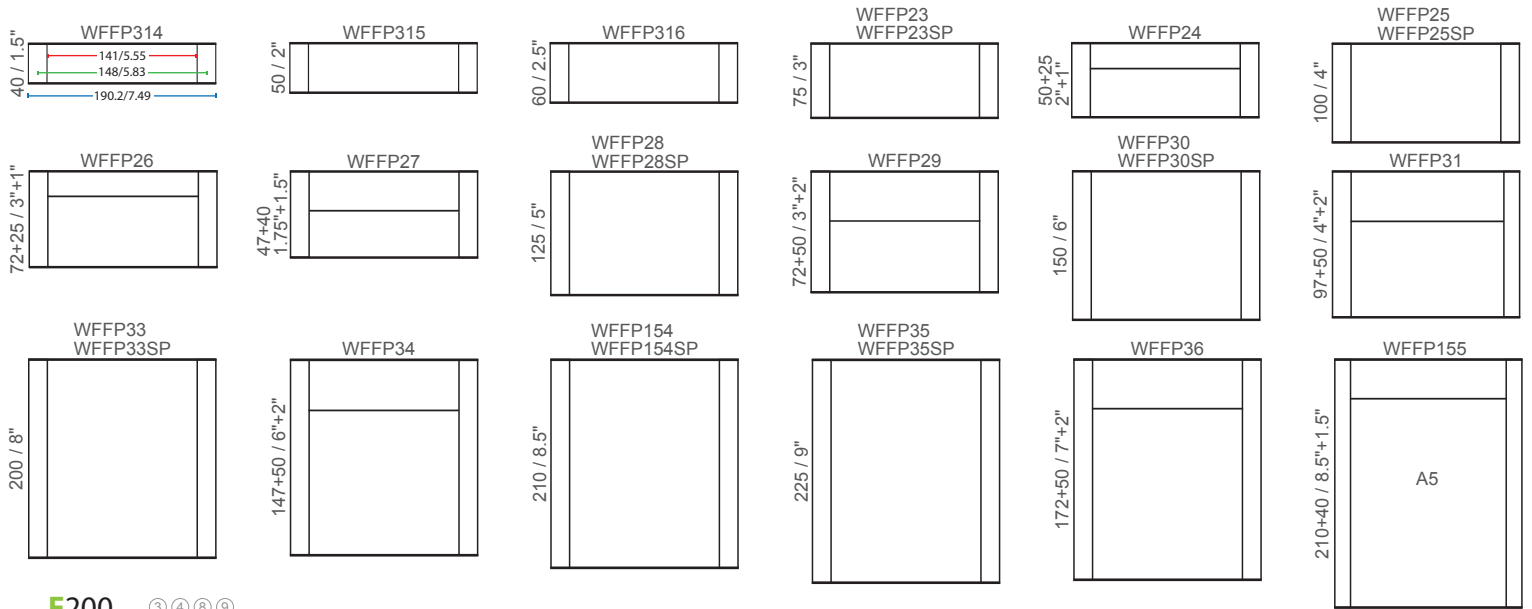
F120 ③ ④ ⑧ ⑨



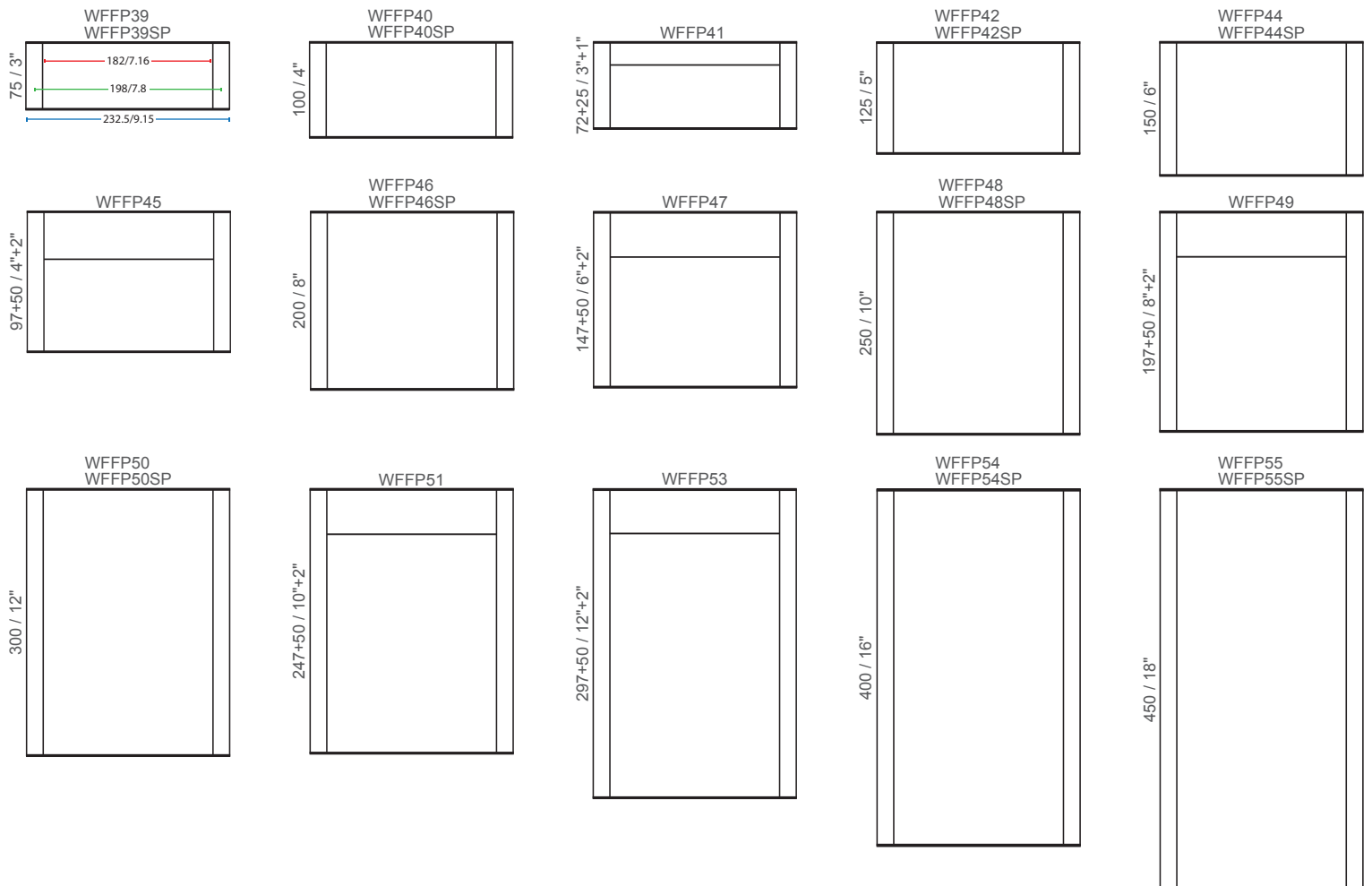
■ Visible insert ■ Insert width ■ Sign width (mm/in)

 Floating wall frame portrait **WFFPSP**
 Wall frame portrait **WFFP**

F150 ③④⑧⑨





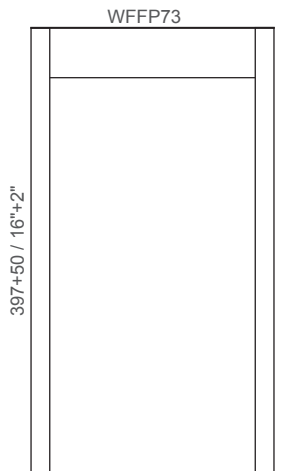
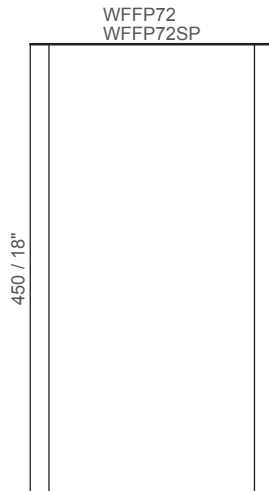

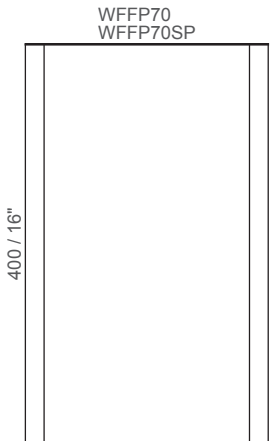
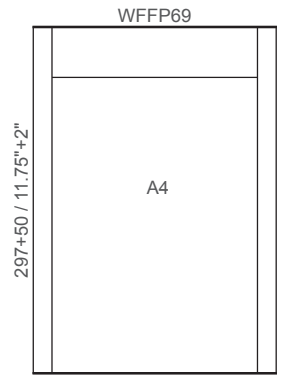
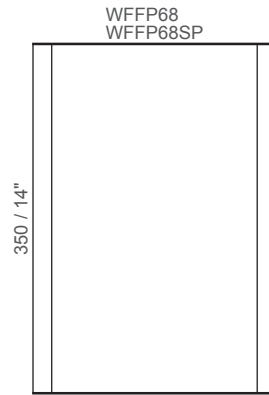
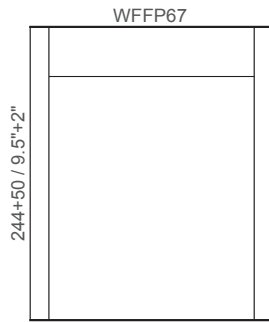
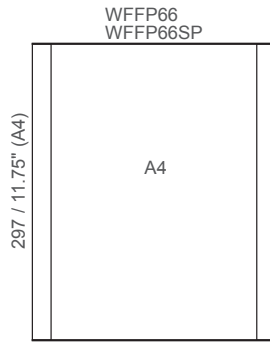
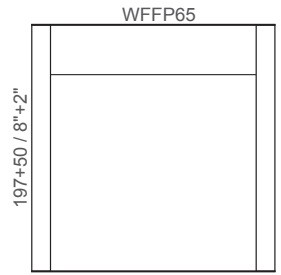
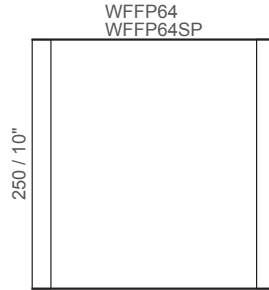
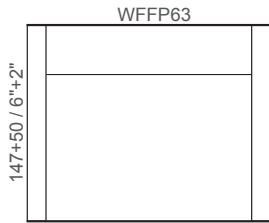
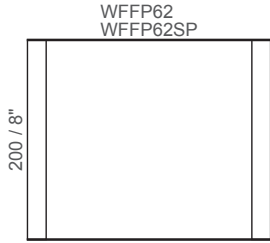

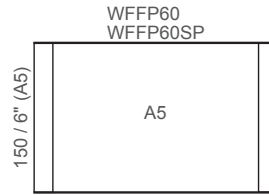

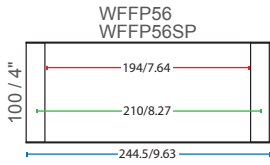
F200 ③④⑧⑨



Visible insert Insert width Sign width (mm/in)



F-A4 ③ ④ ⑧ ⑨

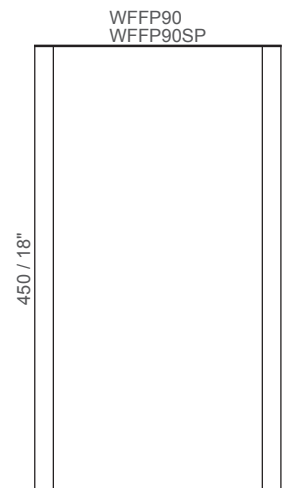

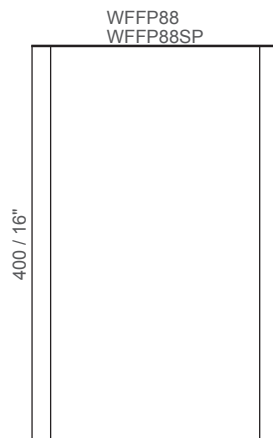
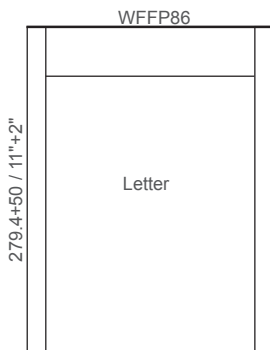
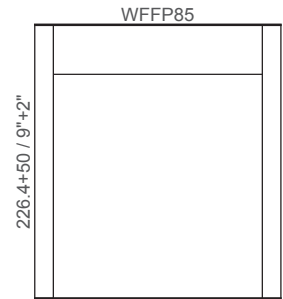
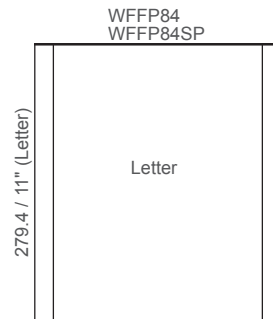
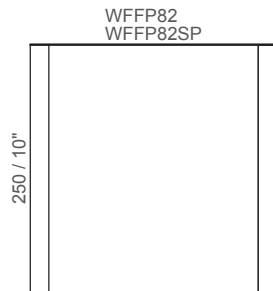
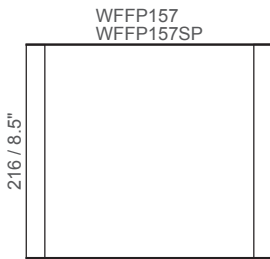
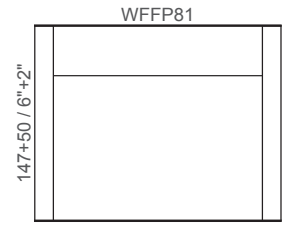
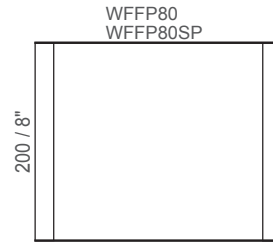
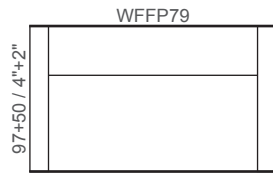
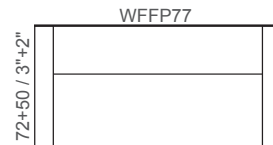

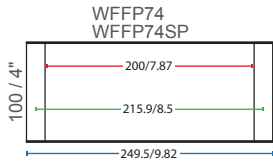
 Floating wall frame portrait WFFPSP
 Wall frame portrait WFFP



Visible insert ■ Insert width ■ Sign width (mm/in)

F-Letter ③ ④ ⑧ ⑨

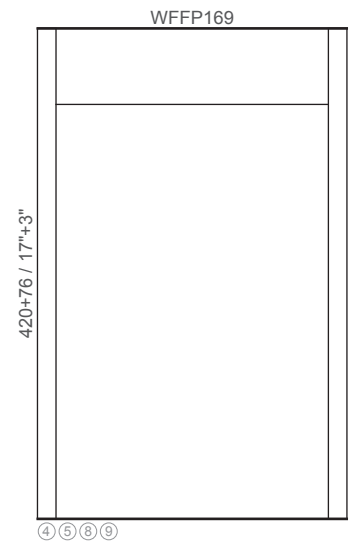
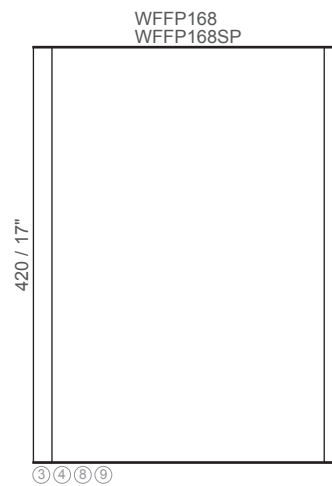


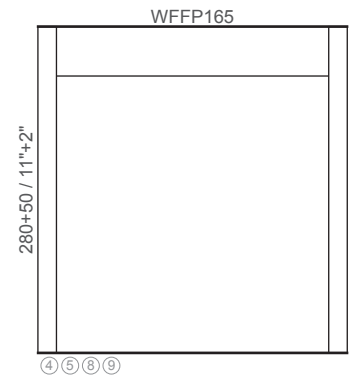
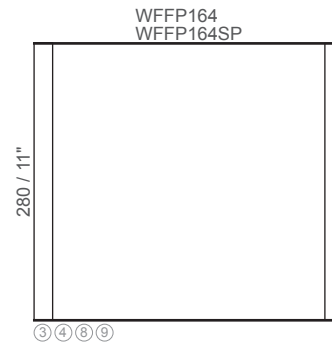
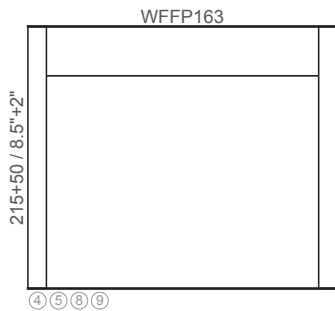
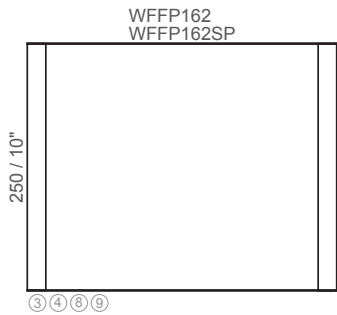
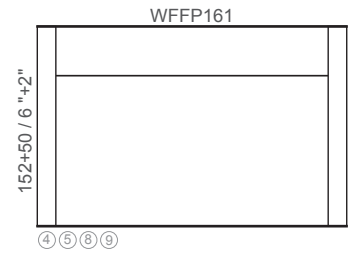
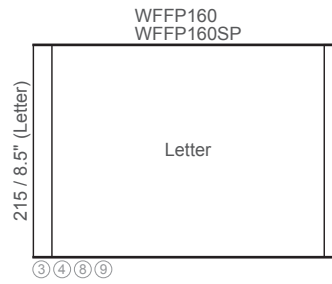
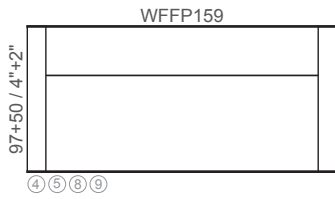
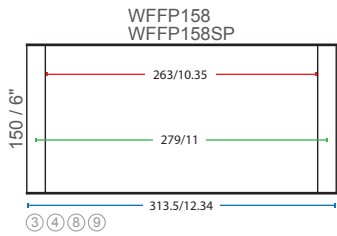
 Floating wall frame portrait WFFPSP
 Wall frame portrait WFFP



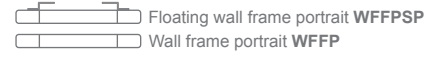
Visible insert Insert width Sign width (mm/in)

F-11

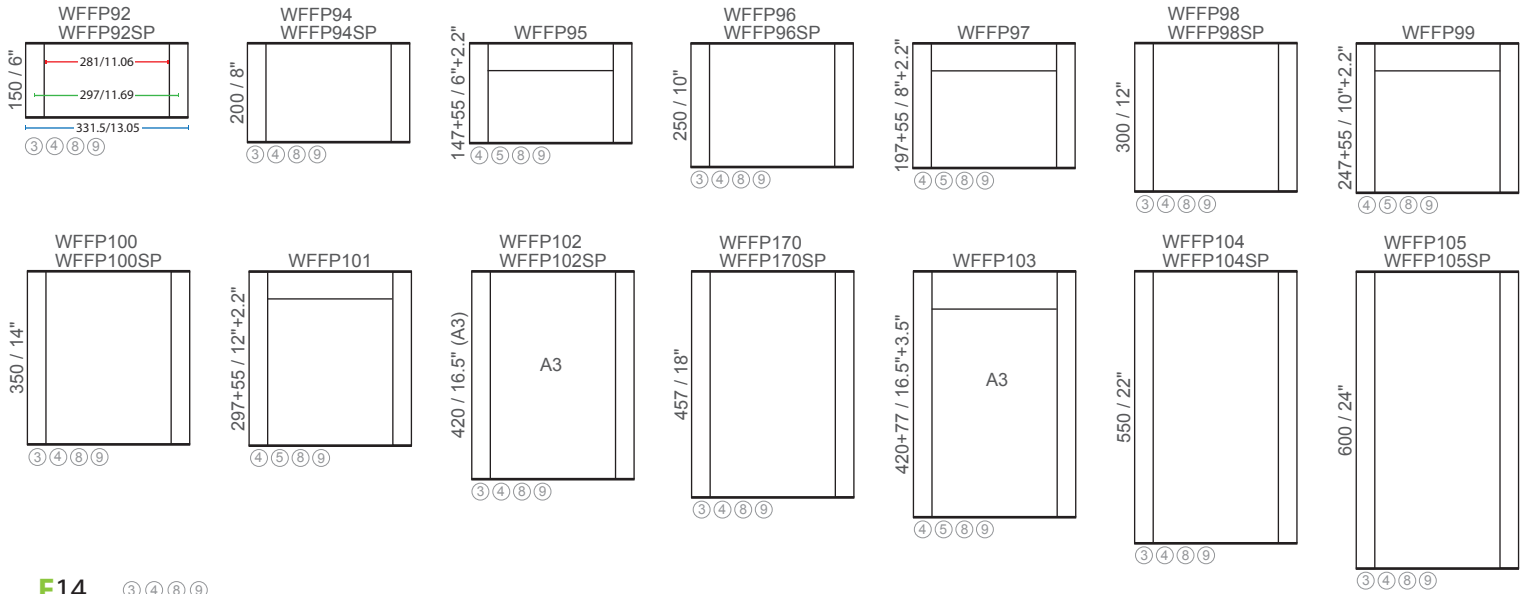
Floating wall frame portrait WFFPSP
Wall frame portrait WFFP



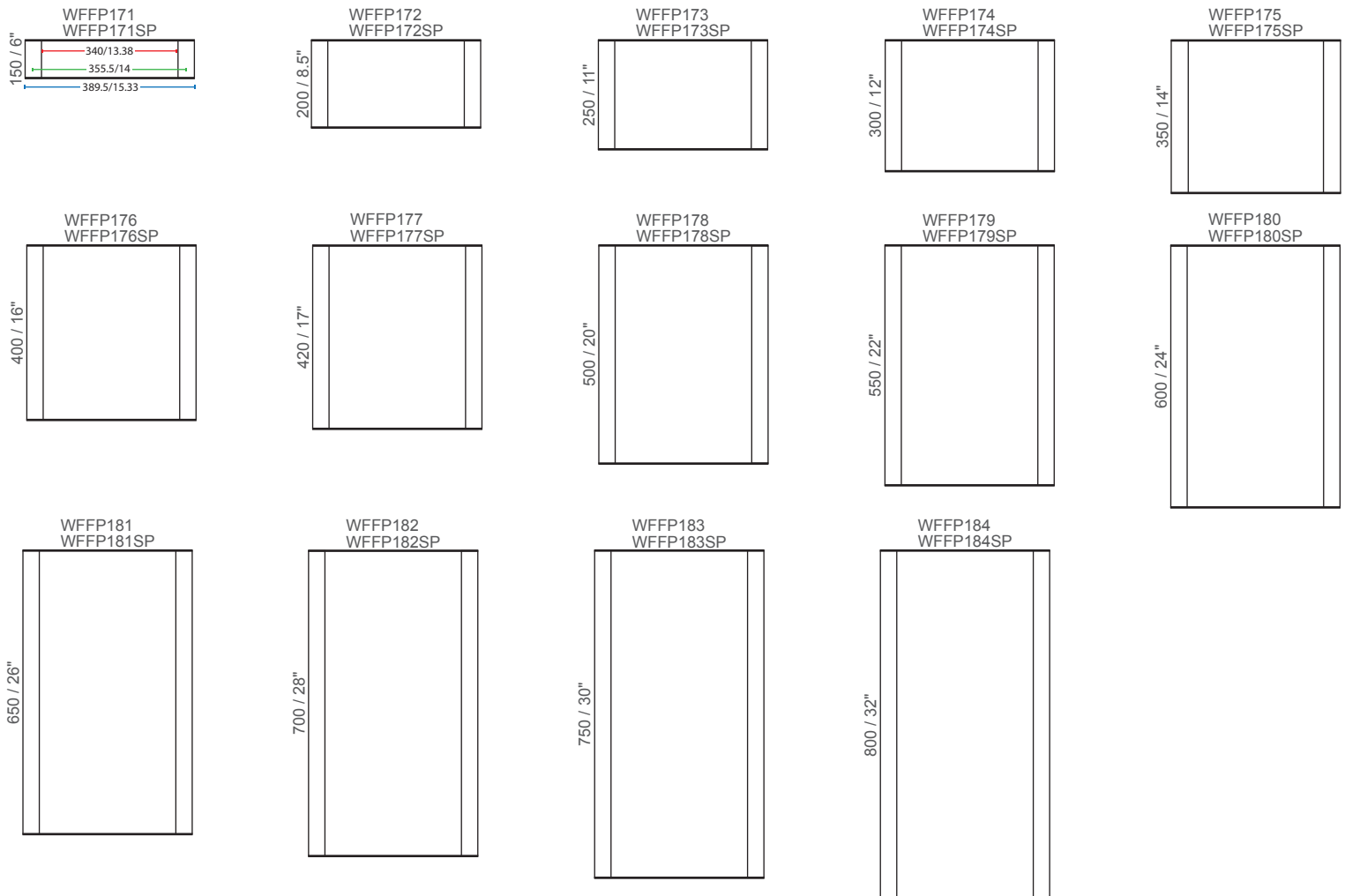
Visible insert Insert width Sign width (mm/in)



F300



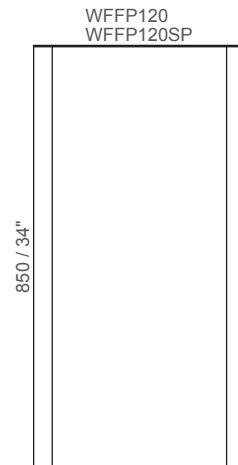
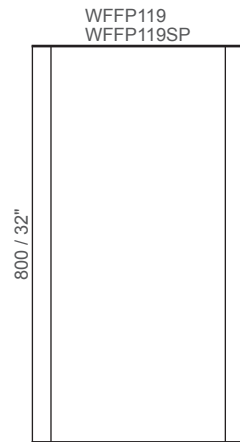
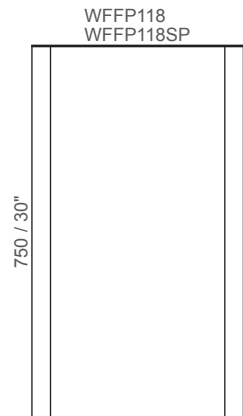
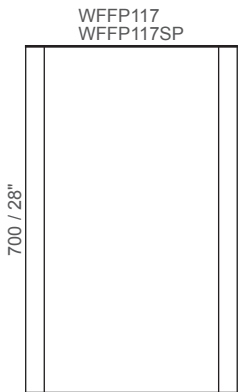
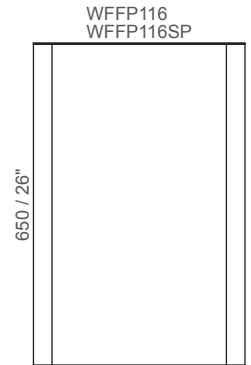
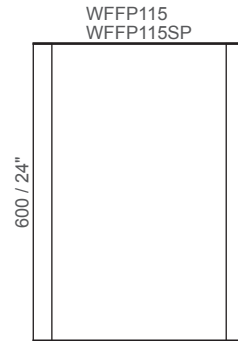
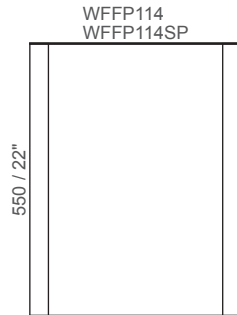
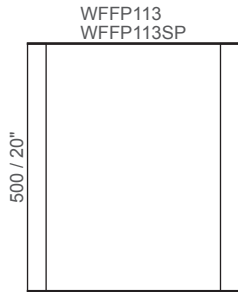
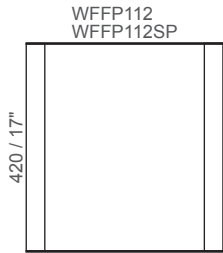
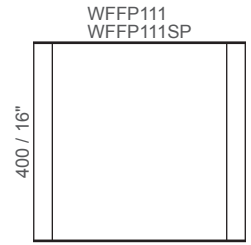
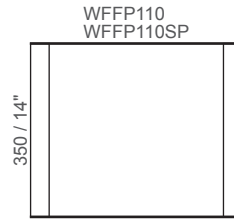
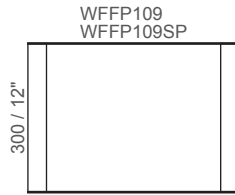
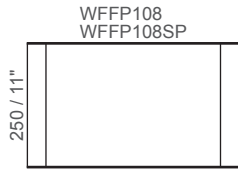
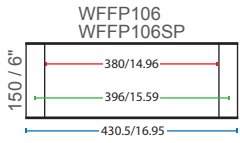
F14 3 4 8 9



Visible insert Insert width Sign width (mm/in)



F400 ⑤ ⑥ ⑧ ⑨

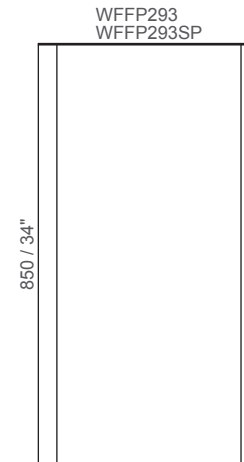
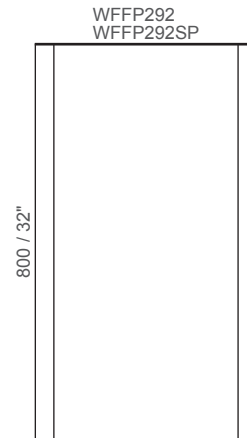
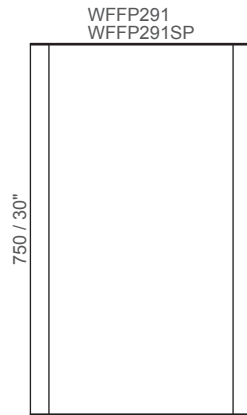
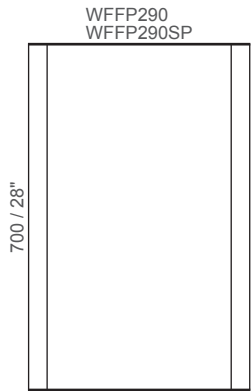
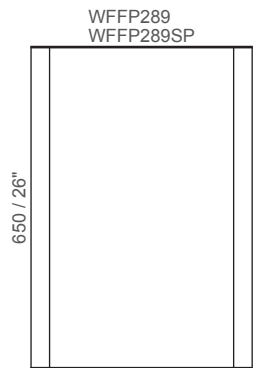
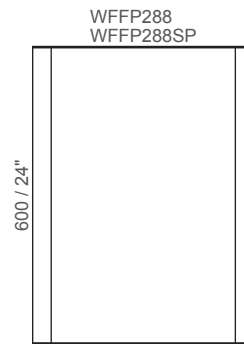
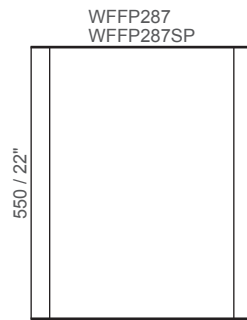
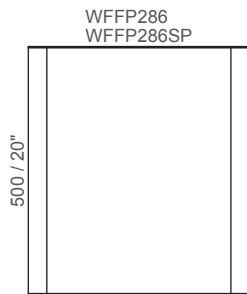
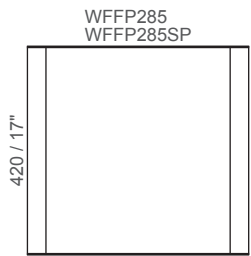
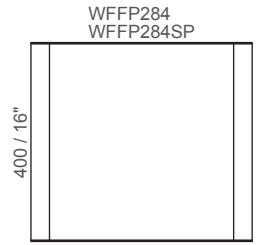
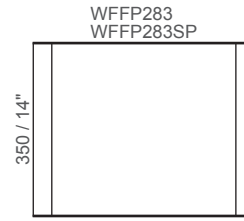
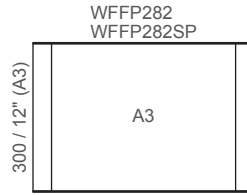
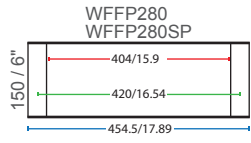
Floating wall frame portrait WFFPSP
Wall frame portrait WFFP



■ Visible insert ■ Insert width ■ Sign width (mm/in)



F420 ⑤ ⑥ ⑧ ⑨

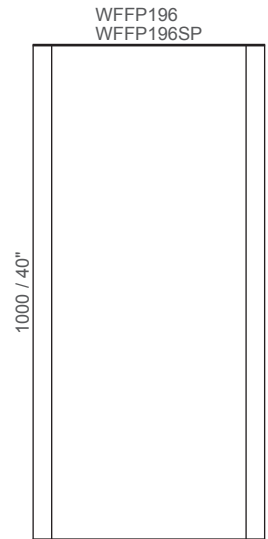
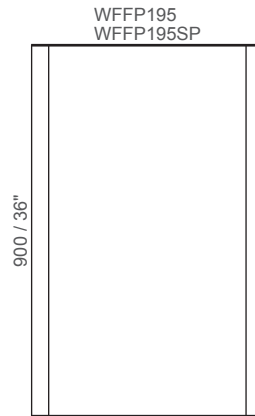
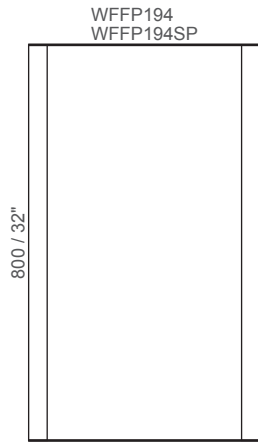
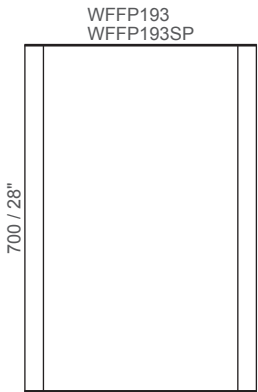
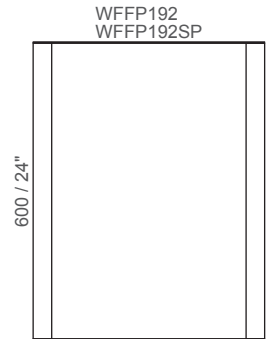
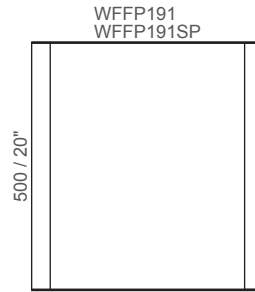
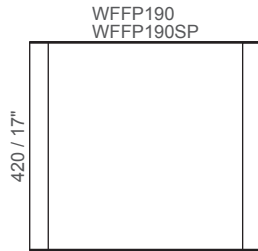
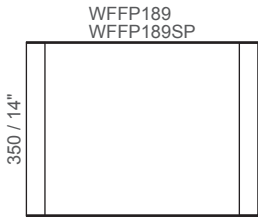
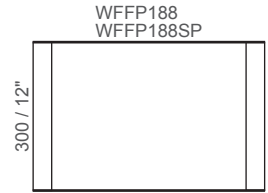
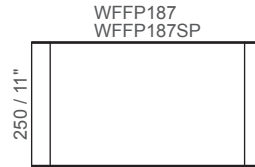
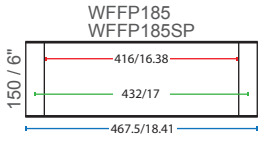
 Floating wall frame portrait **WFFPSP**
 Wall frame portrait **WFFP**



■ Visible insert ■ Insert width ■ Sign width (mm/in)



F17 ⑤ ⑥ ⑧ ⑨

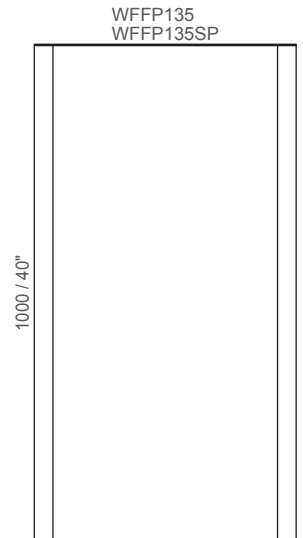
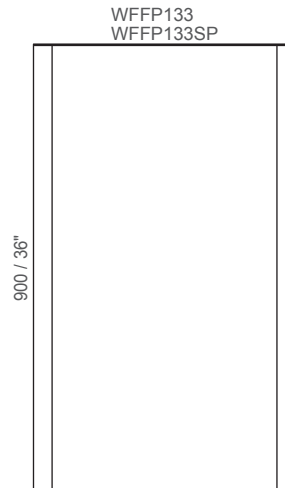
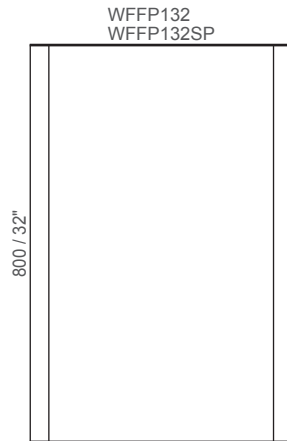
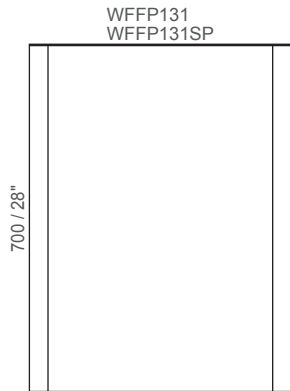
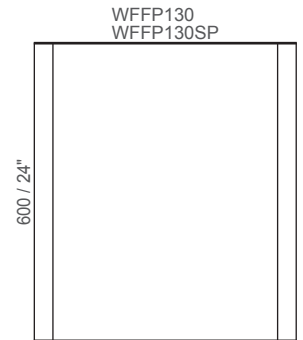
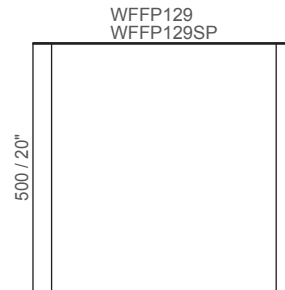
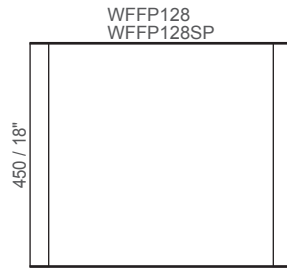

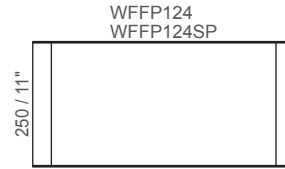
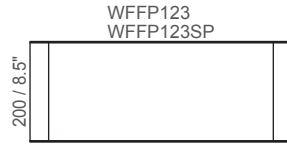
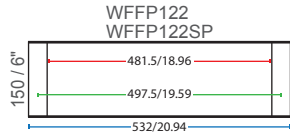
 Floating wall frame portrait WFFPSP
 Wall frame portrait WFFP



■ Visible insert ■ Insert width ■ Sign width (mm/in)



F500 ⑤ ⑥ ⑧ ⑩

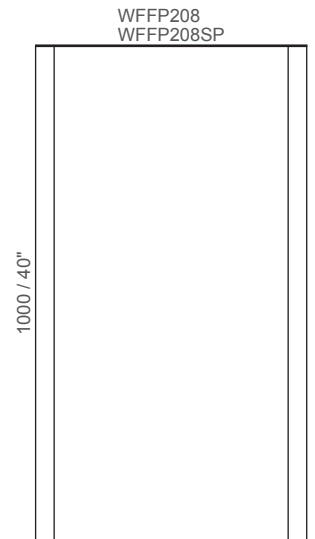
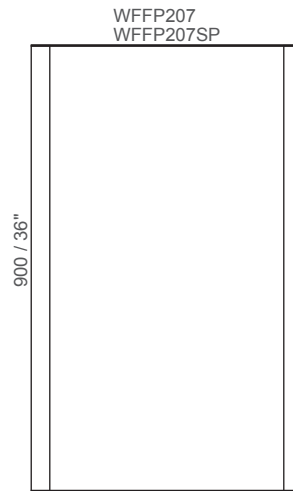
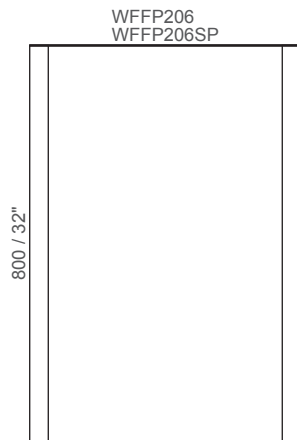
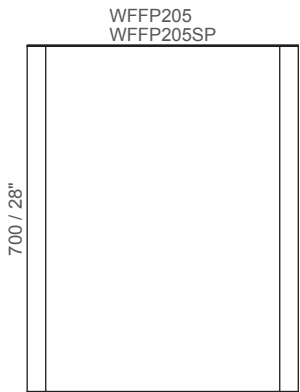
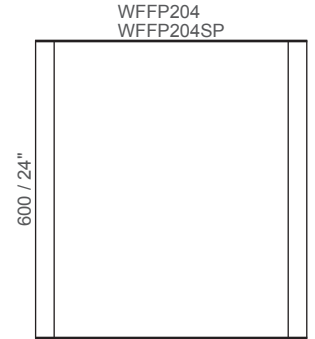
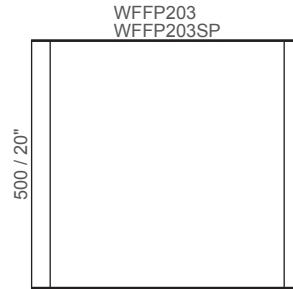
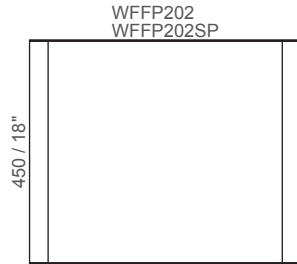
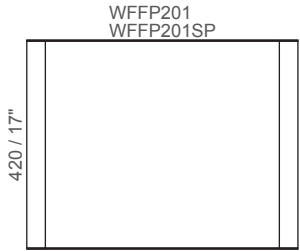
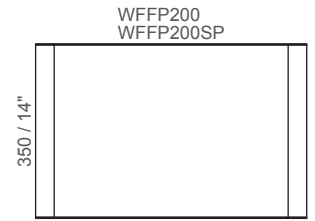
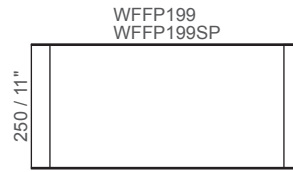
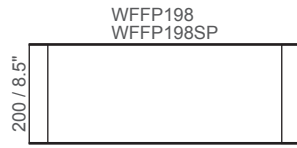
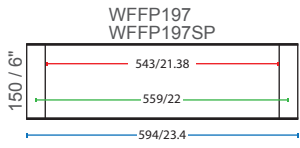
 Floating wall frame portrait WFFPSP
 Wall frame portrait WFFP



Visible insert Insert width Sign width (mm/in)



F22 ⑤ ⑥ ⑧ ⑩


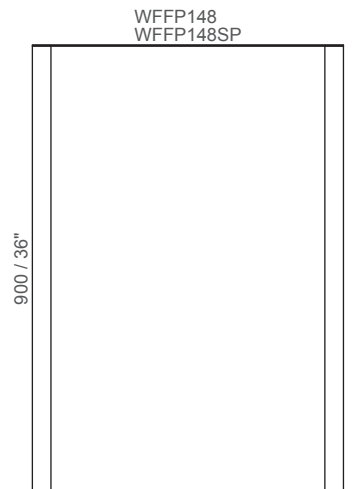


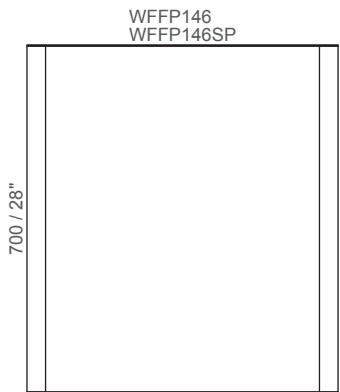
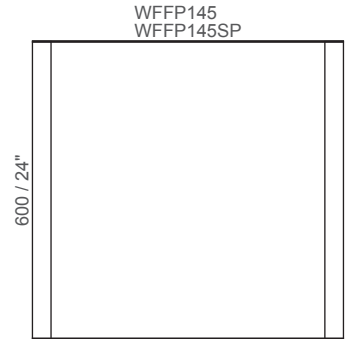
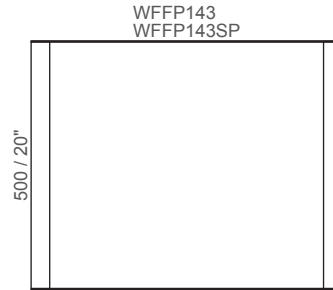
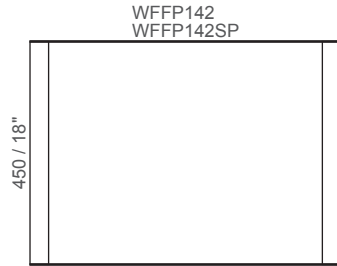
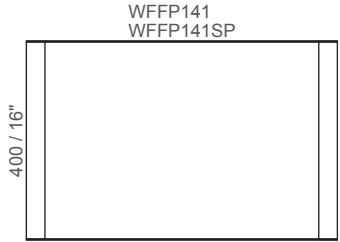
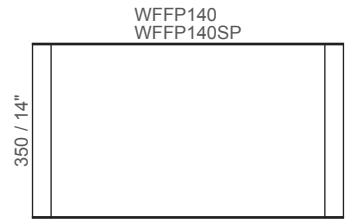
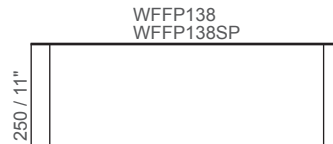
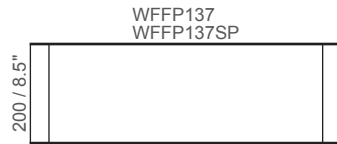
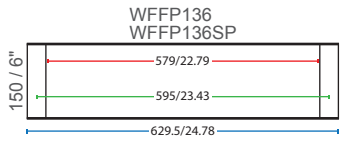
 Floating wall frame portrait WFFPSP
 Wall frame portrait WFFP



■ Visible insert ■ Insert width ■ Sign width (mm/in)



F600 ⑤ ⑥ ⑧ ⑩



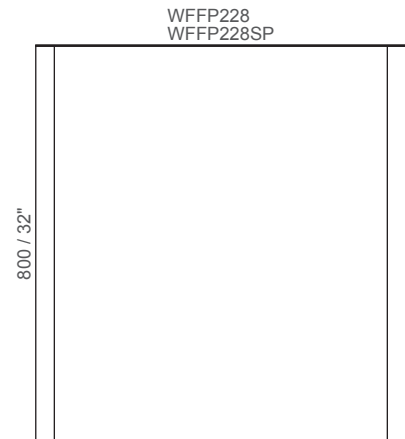
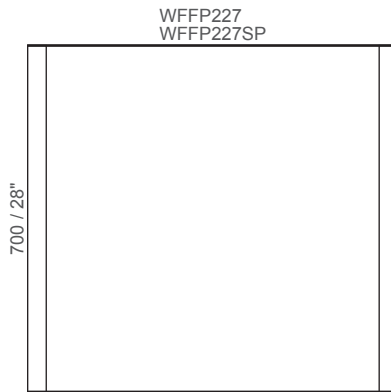
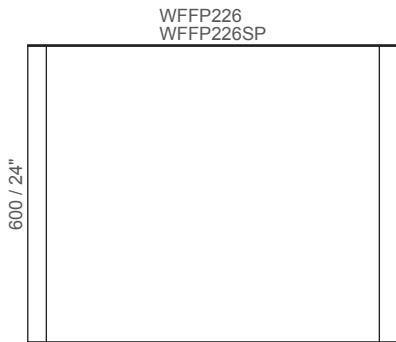
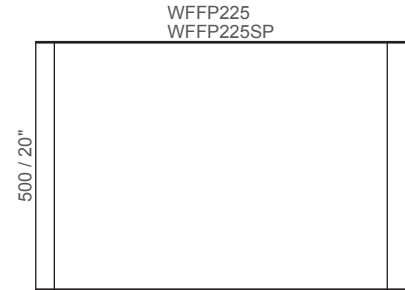


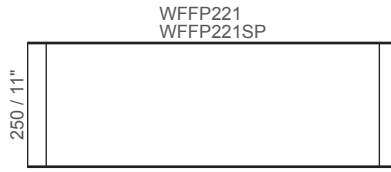
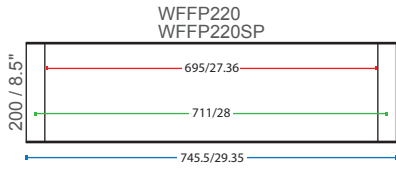
 Floating wall frame portrait **WFFPSP**
 Wall frame portrait **WFFP**



Visible insert Insert width Sign width (mm/in)



F700 ⑥ ⑧ ⑩

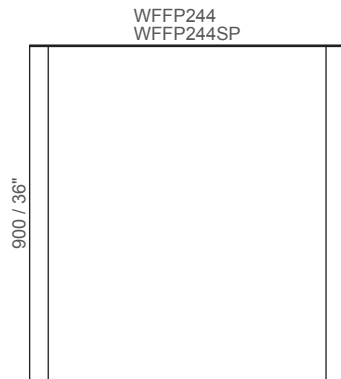
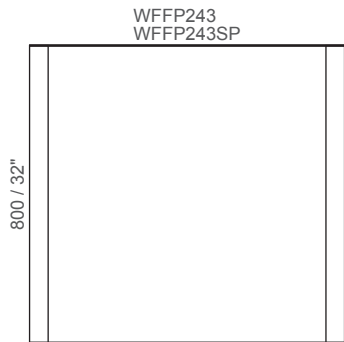
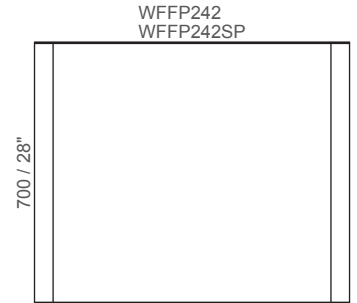


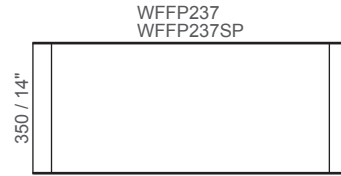
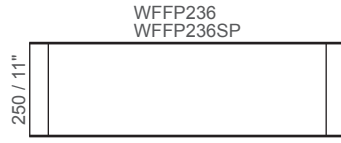
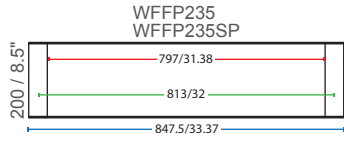
 Floating wall frame portrait WFFPSP
 Wall frame portrait WFFP



■ Visible insert ■ Insert width ■ Sign width (mm/in)

F800 ⑥ ⑧ ⑩

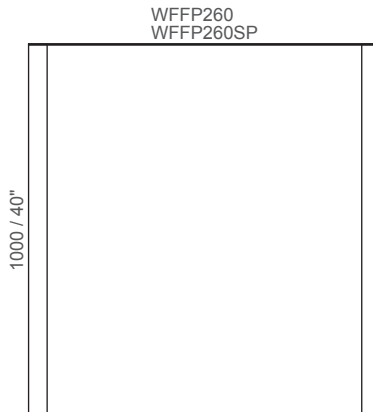
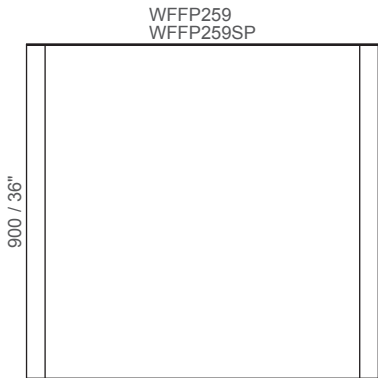
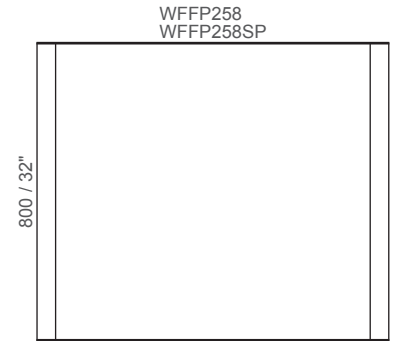
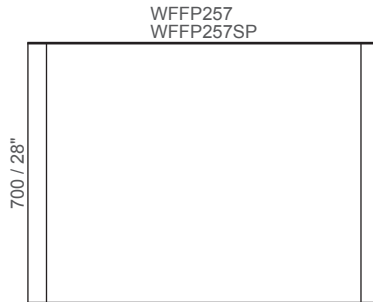


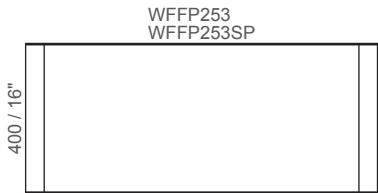
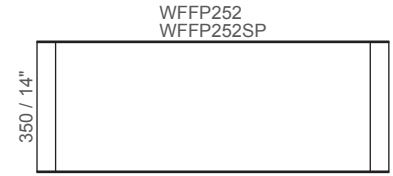
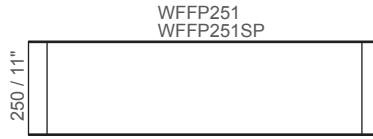
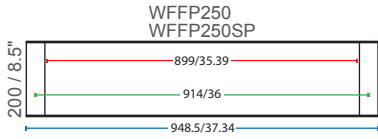
 Floating wall frame portrait WFFPSP
 Wall frame portrait WFFP



Visible insert Insert width Sign width (mm/in)



F900 6 3 10

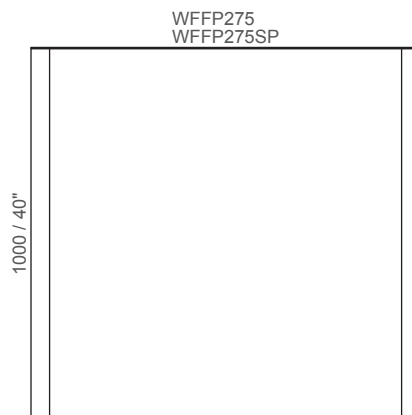
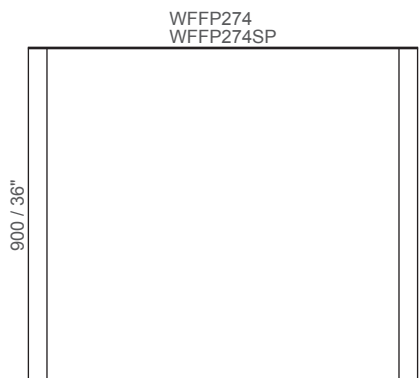



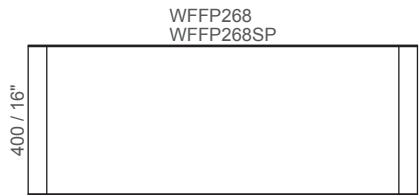

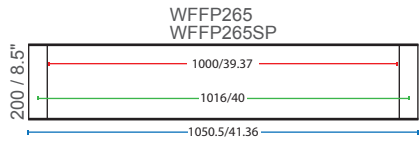
Floating wall frame portrait WFFPSP
Wall frame portrait WFFP



■ Visible insert ■ Insert width ■ Sign width (mm/in)

F1000 ⑥ ⑧ ⑩

 Floating wall frame portrait **WFFPSP**
 Wall frame portrait **WFFP**



Vista Square

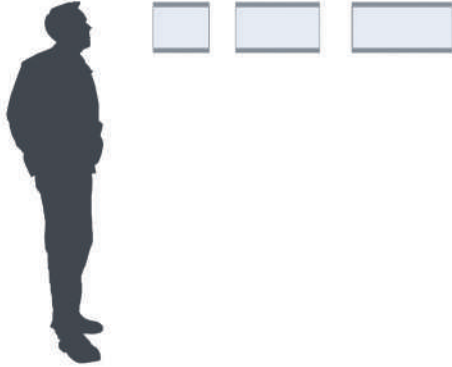
Wall Frames - Landscape




Wall Frames - Landscape

The Vista Square landscape wall frames (also available in an eye catching floating design) are ideal for room identification, bathroom signage and general wayfinding. The end caps on the right and left side of the sign frame determine the landscape position.


WFF-Letter-L



WFF-500-L



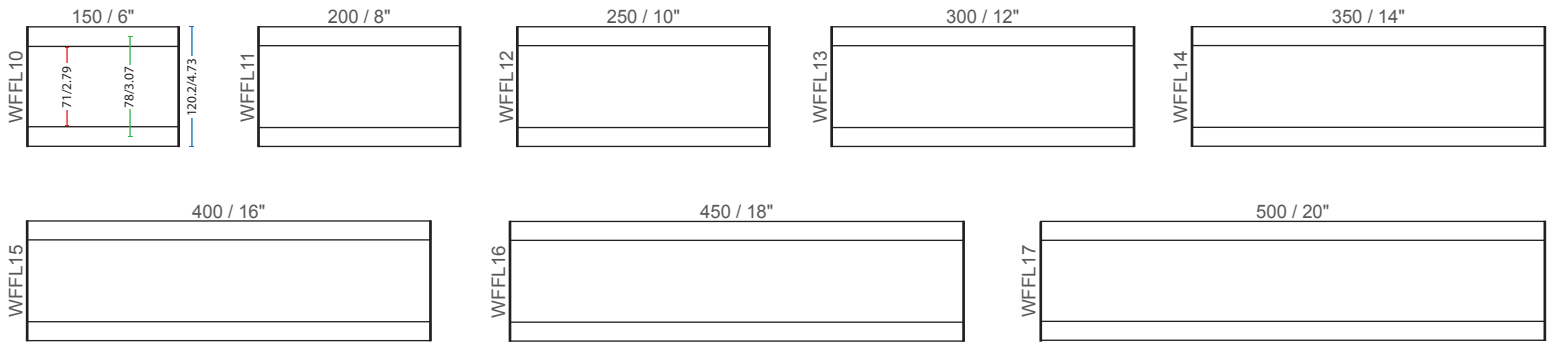
WFF-800-L



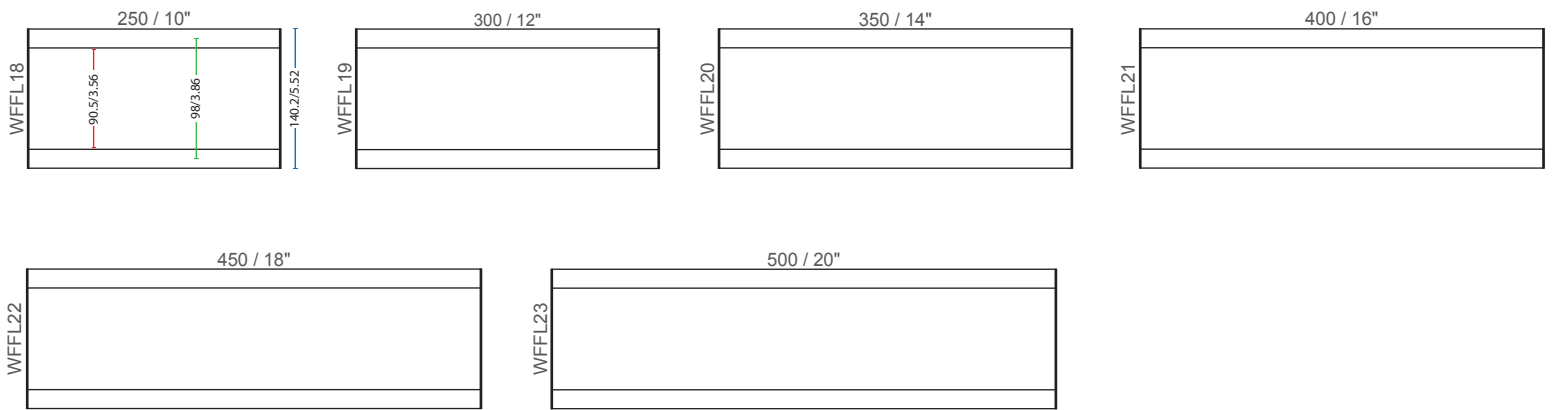
Visible insert Insert width Sign width (mm/in)

F80 ① ② ⑧ ⑨

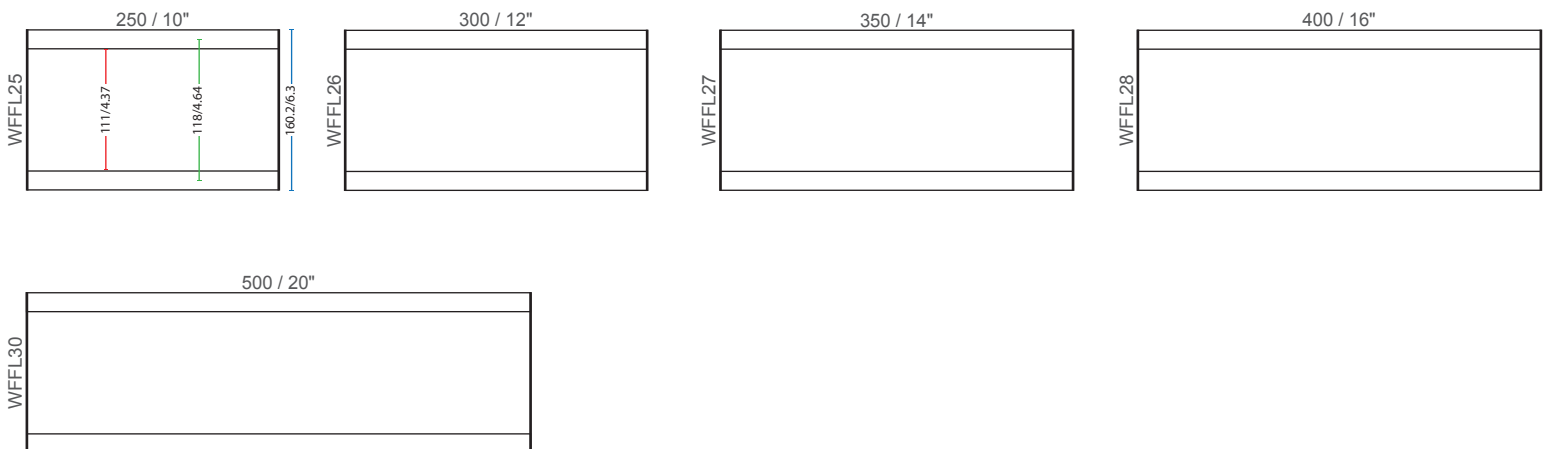
Floating wall frame landscape WFFLSP
Wall frame landscape WFFL



F100 ① ② ⑧ ⑨





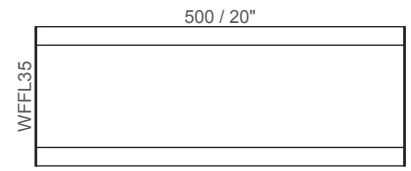
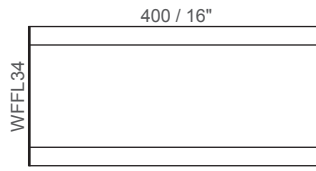
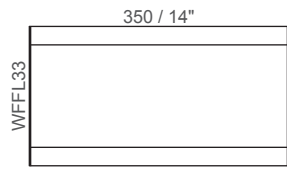
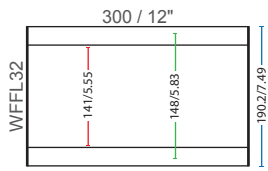
F120 ③ ④ ⑧ ⑨



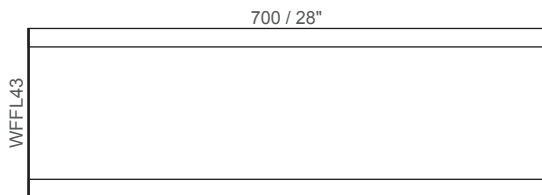
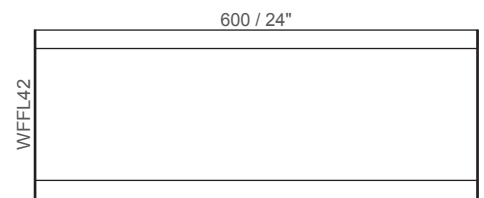
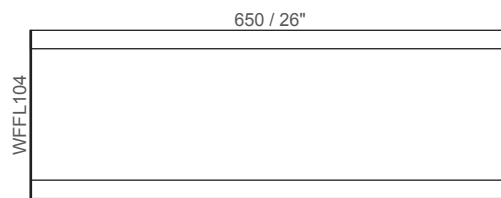
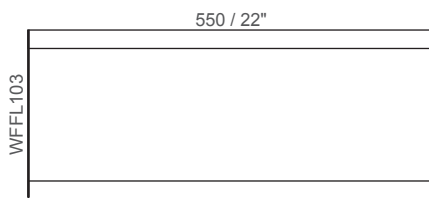
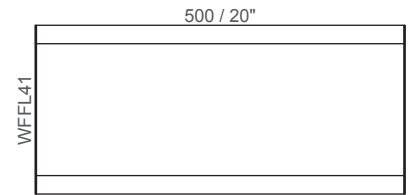
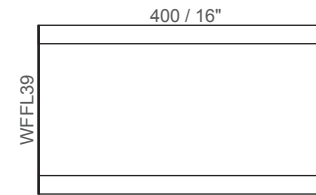
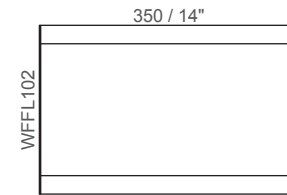
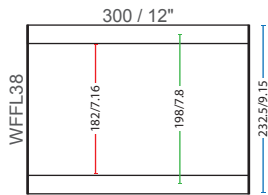
■ Visible insert ■ Insert width ■ Sign width (mm/in)

F150 ③ ④ ⑥ ⑨

 Floating wall frame landscape **WFFLSP**
 Wall frame landscape **WFFL**



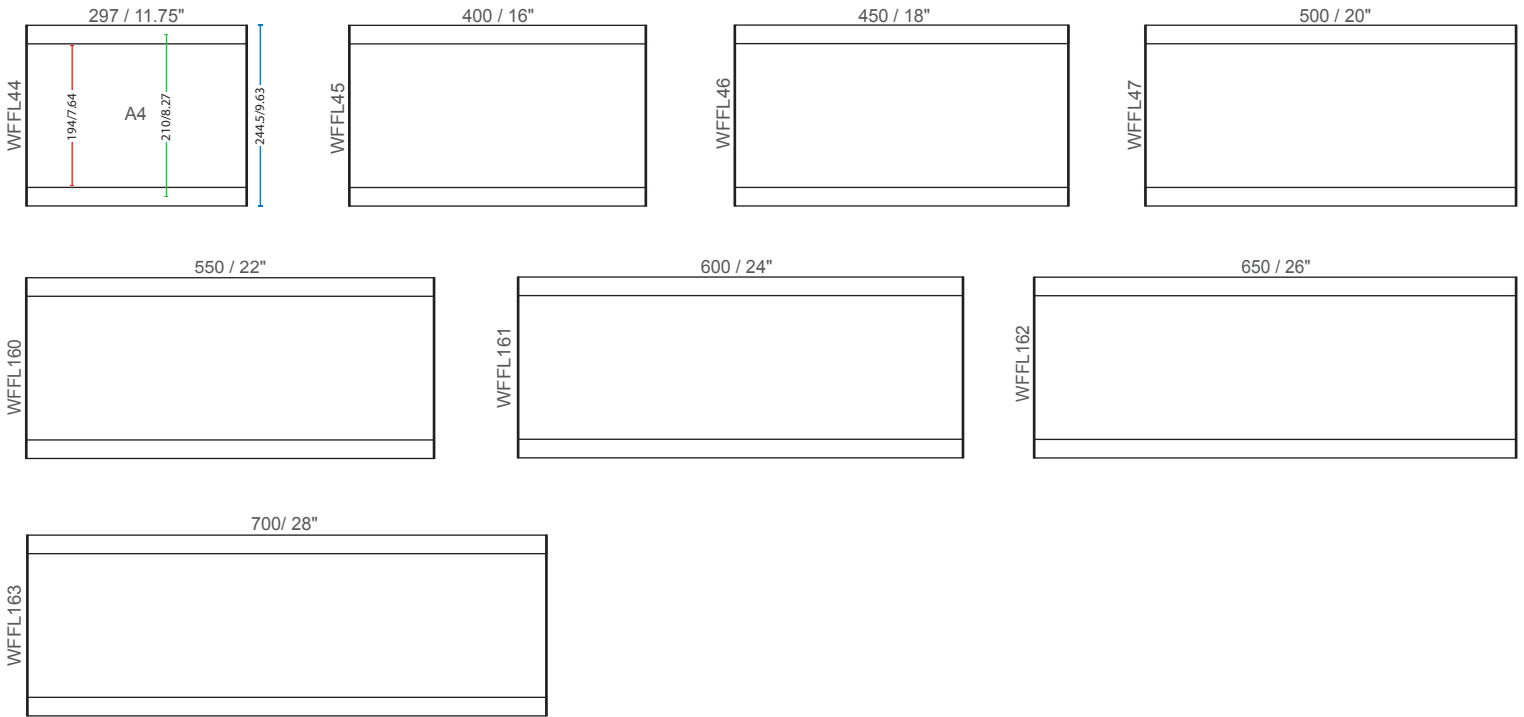
F200 ③ ④ ⑥ ⑨



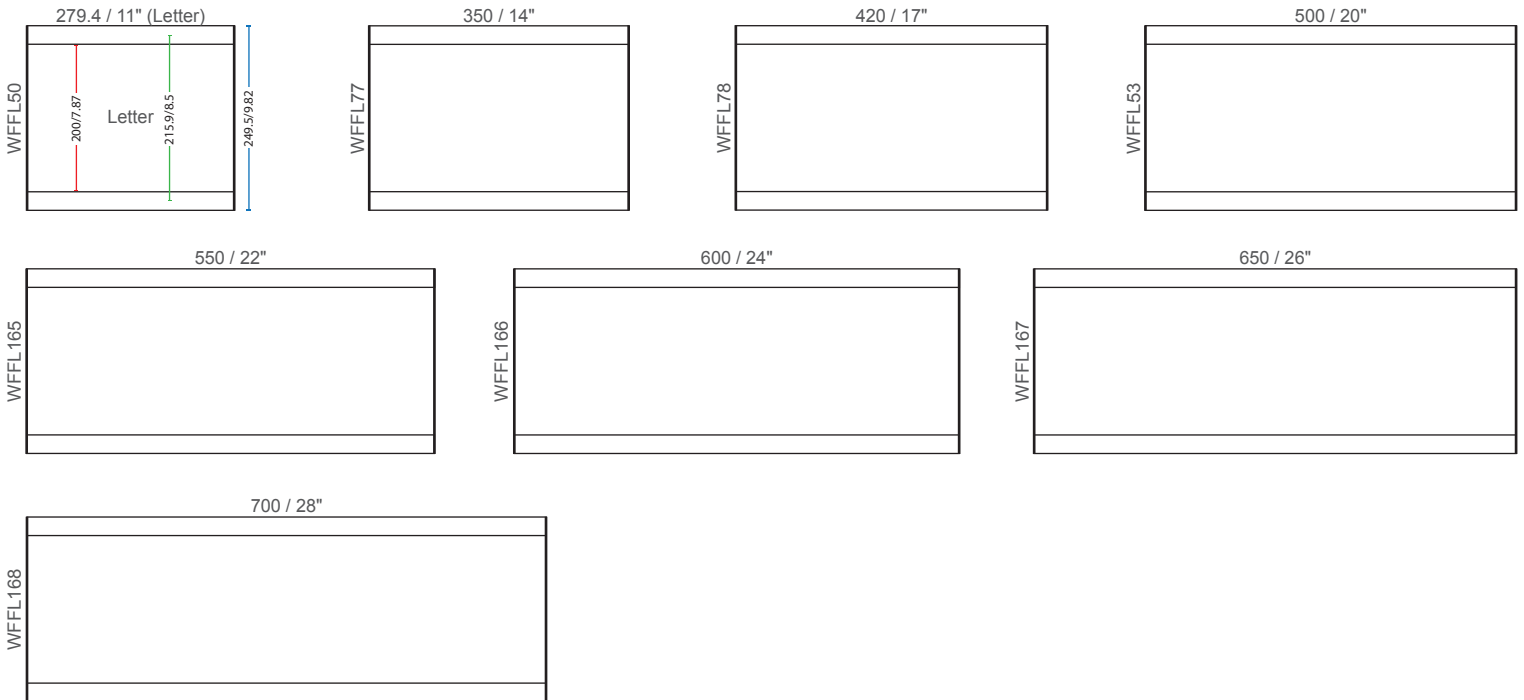
Visible insert Insert width Sign width (mm/in)

F-A4 ③ ④ ⑧ ⑨

Floating wall frame landscape WFFLSP
Wall frame landscape WFFL





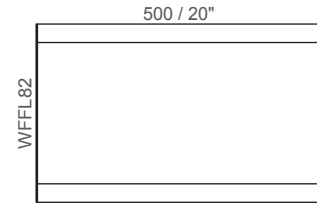
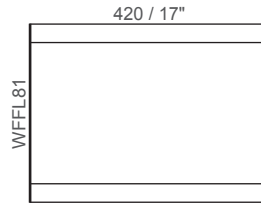
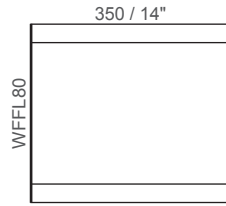
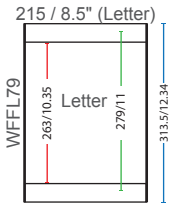
F-Letter ③ ④ ⑧ ⑨



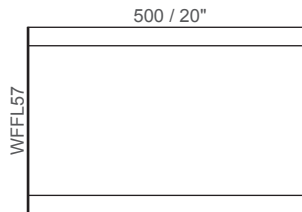
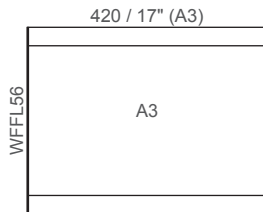
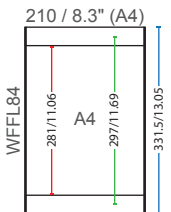
■ Visible insert ■ Insert width ■ Sign width (mm/in)

F-11 ③ ④ ⑧ ⑨

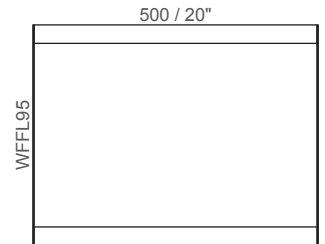
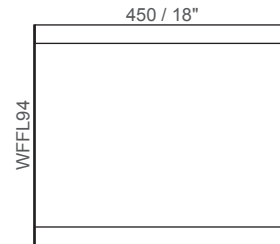
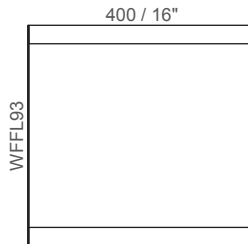
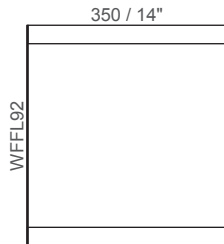
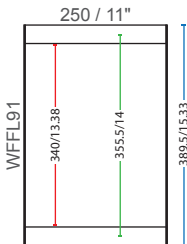
 Floating wall frame landscape **WFFLSP**
 Wall frame landscape **WFFL**



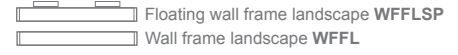
F300 ③ ④ ⑧ ⑨



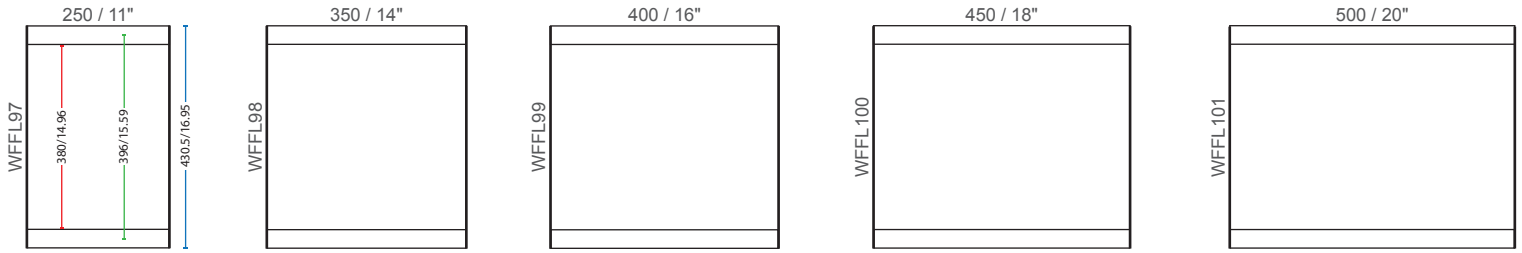
F14 ③ ④ ⑧ ⑨



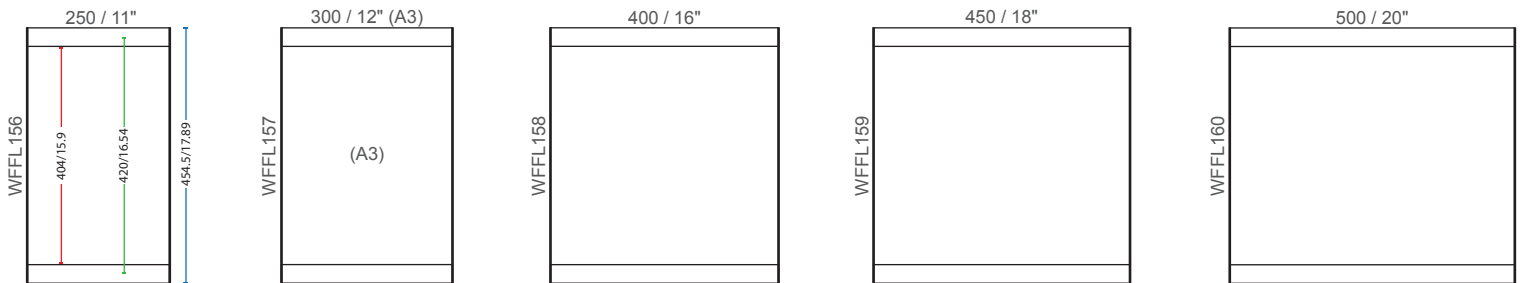
Visible insert Insert width Sign width (mm/in)



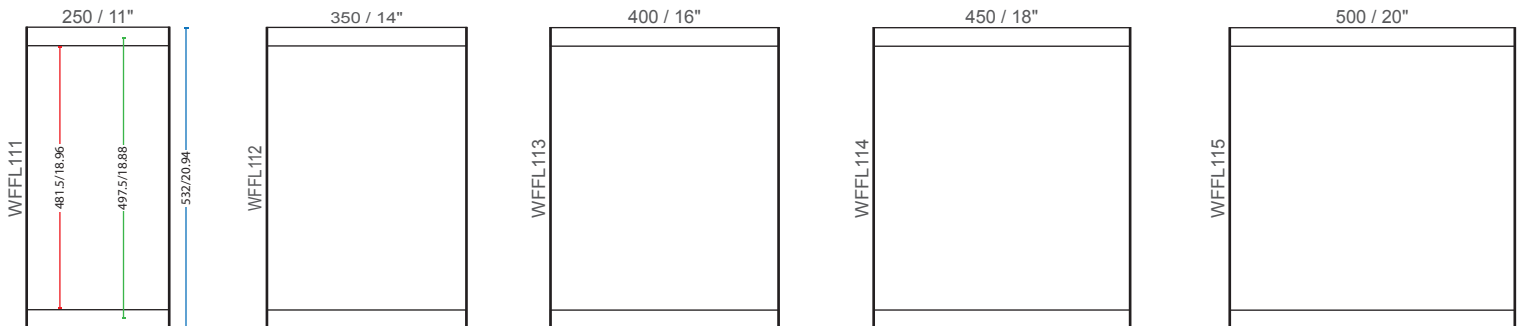
F400 ⑤ ⑥ ⑧ ⑨



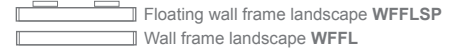
F420 ⑤ ⑥ ⑧ ⑨



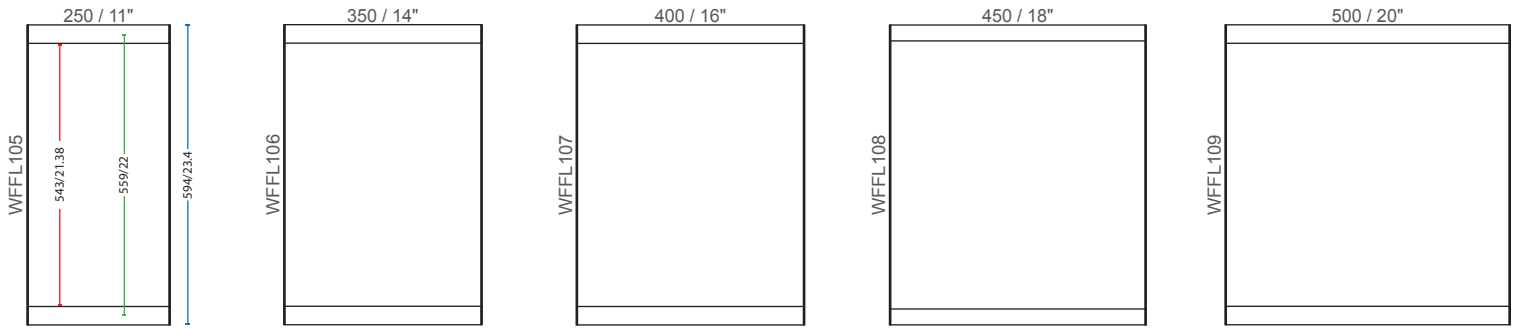
F500 ⑤ ⑥ ⑧ ⑩



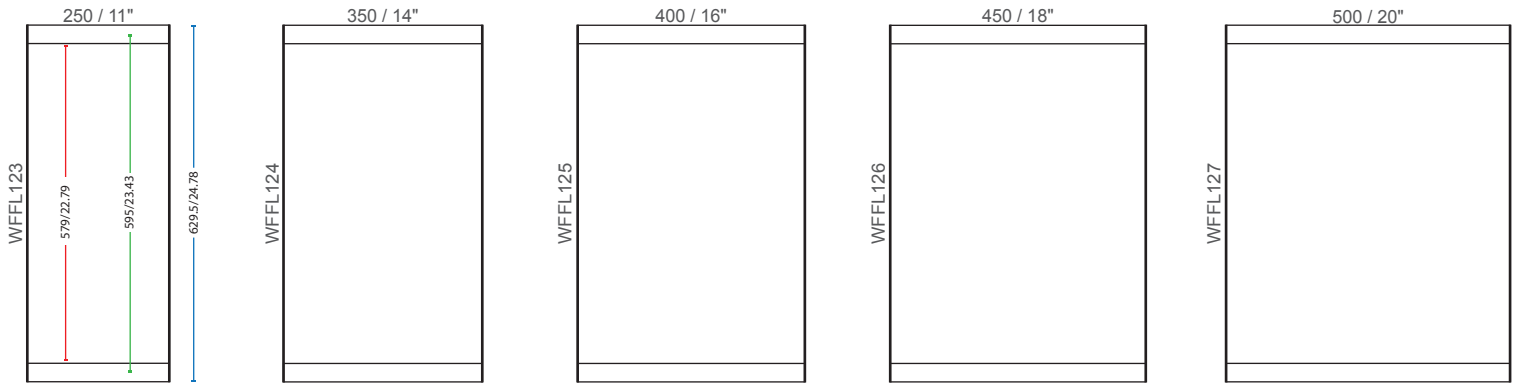
Visible insert Insert width Sign width (mm/in)



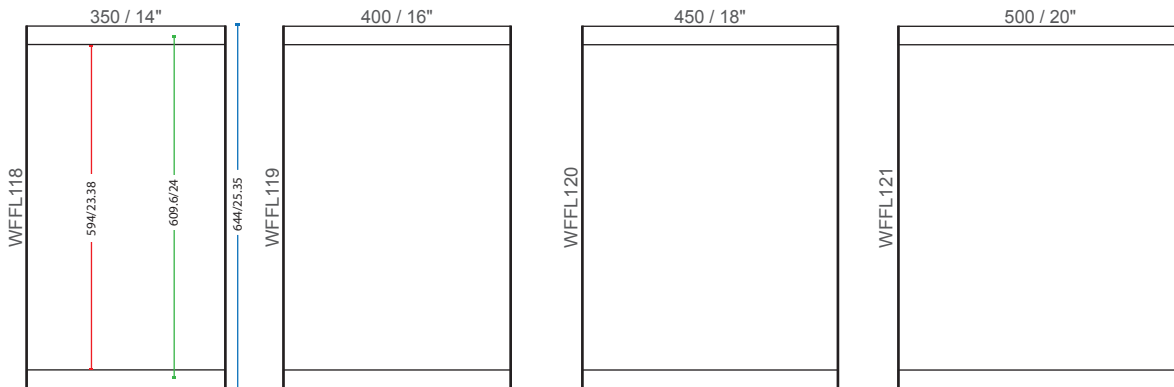
F22 ⑤ ⑥ ⑧ ⑩



F600 ⑤ ⑥ ⑧ ⑩




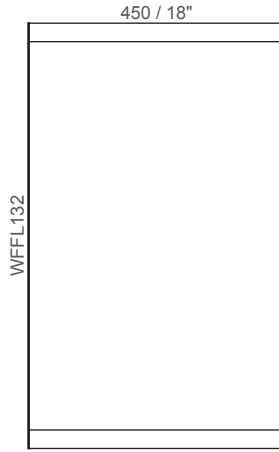
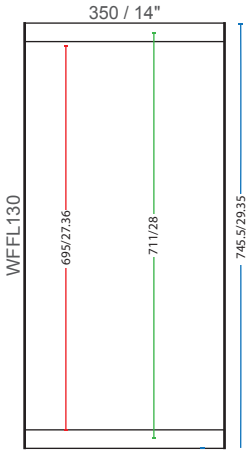
F24 ⑤ ⑥ ⑧ ⑩





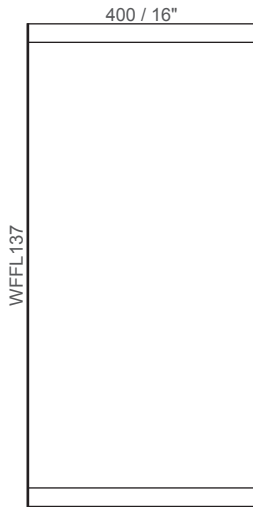
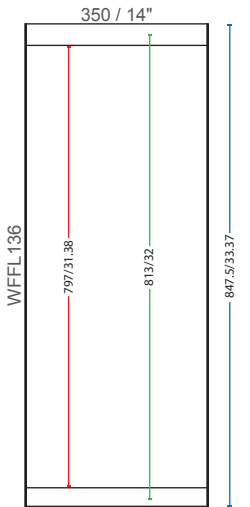
Visible insert Insert width Sign width (mm/in)

Floating wall frame landscape WFFLSP
Wall frame landscape WFFL


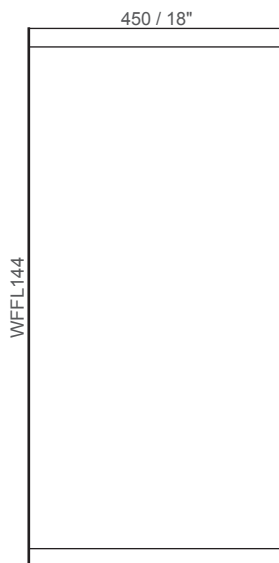

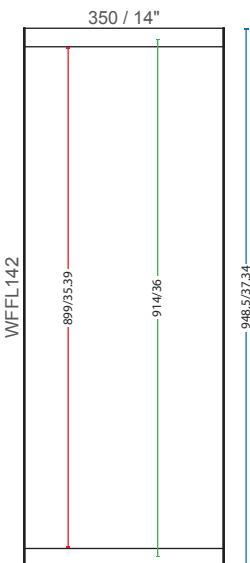
F700 ⑥ ⑧ ⑩



F800 ⑥ ⑧ ⑩






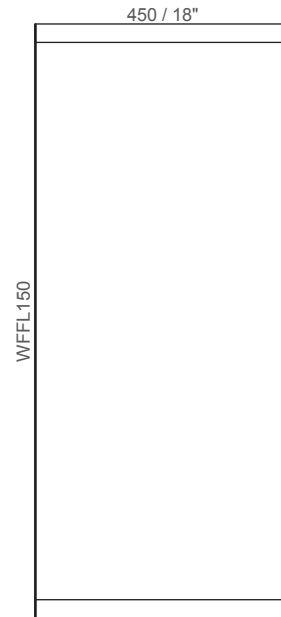

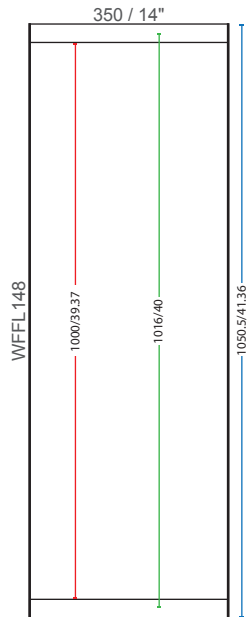
F900 ⑥ ⑧ ⑩



■ Visible insert ■ Insert width ■ Sign width (mm/in)

F1000 ⑥ ⑧ ⑩

 Floating wall frame landscape **WFFLSP**
 Wall frame landscape **WFFL**





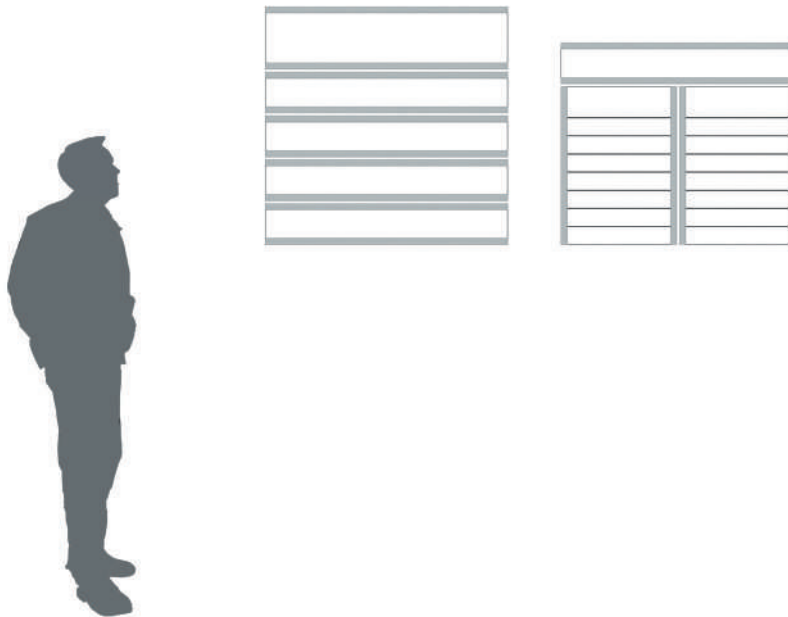
Directories

Directory signs are required throughout a building, starting from the reception area, through the hallways and office identification, in instances where several offices are entered via a single corridor.

DF-P





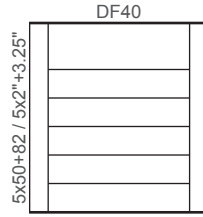
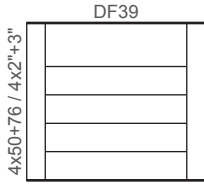
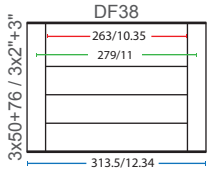
DF (Multy Panel)






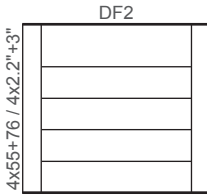
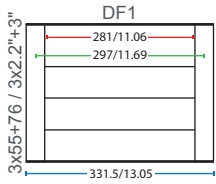
Visible insert Insert width Sign width (mm/in)

Floating wall frame landscape WFFLSP
Wall frame landscape WFFL





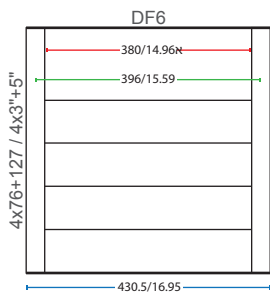
F11 ④ ⑤ ⑧ ⑩



F300 ④ ⑤ ⑧ ⑨










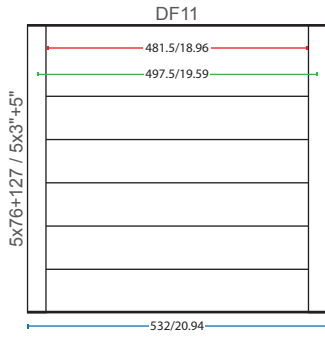
F400 ⑤ ⑥ ⑧ ⑨





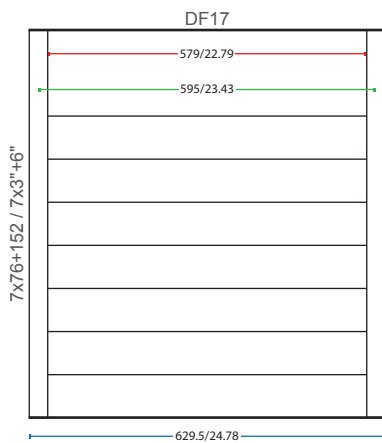
■ Visible insert ■ Insert width ■ Sign width (mm/in)

F500 ⑤ ⑥ ⑧ ⑩

 Floating wall frame landscape **WFFLSP**
 Wall frame landscape **WFFL**





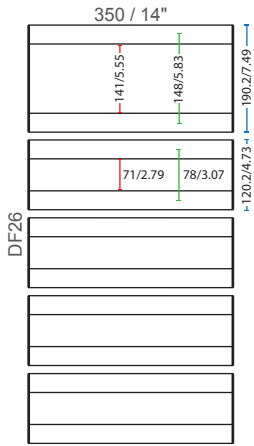
F600 ⑥ ⑧ ⑩



Visible insert Insert width Sign width (mm/in)



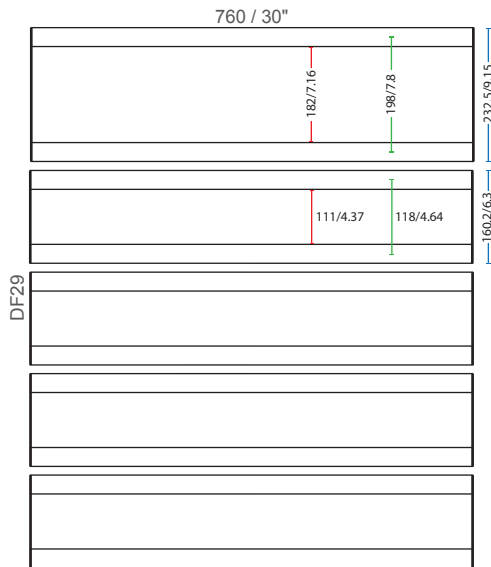
F150 + F80

Title: ③ ④ ⑧ ⑨
 Panels: ① ② ⑧ ⑨





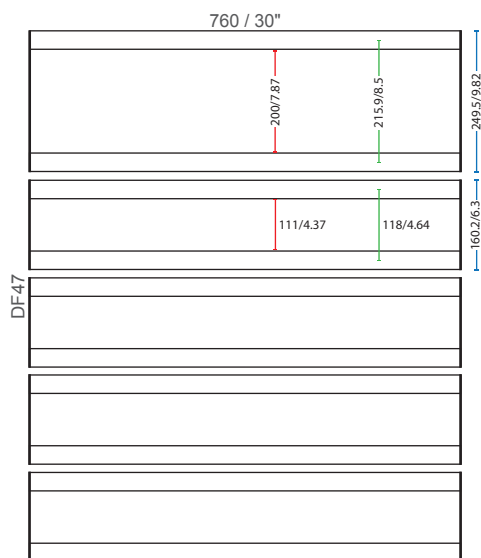
F200 + F120

③ ④ ⑧ ⑨



■ Visible insert ■ Insert width ■ Sign width (mm/in)


F-Letter + F120 ③④⑧⑨



Visible insert Insert width Sign width (mm/in)

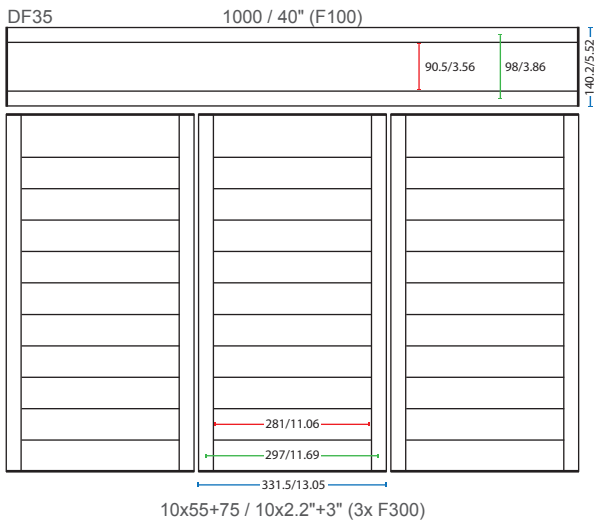
F80 + 3x F300

Title: ① ② ⑧ ⑨
Panels: ④ ⑤ ⑧ ⑨



F100 + 3x F300

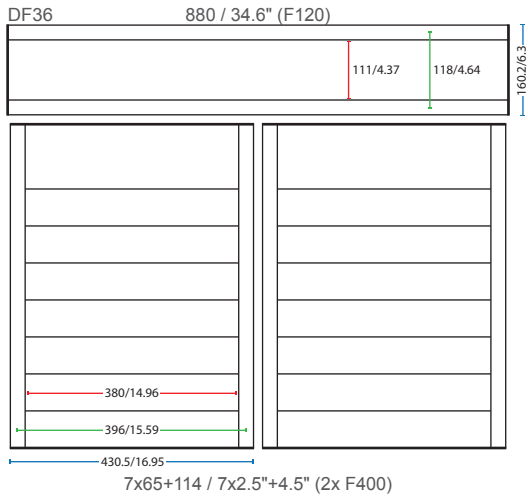
Title: ① ② ⑧ ⑨
Panels: ④ ⑤ ⑧ ⑨



■ Visible insert ■ Insert width ■ Sign width (mm/in)

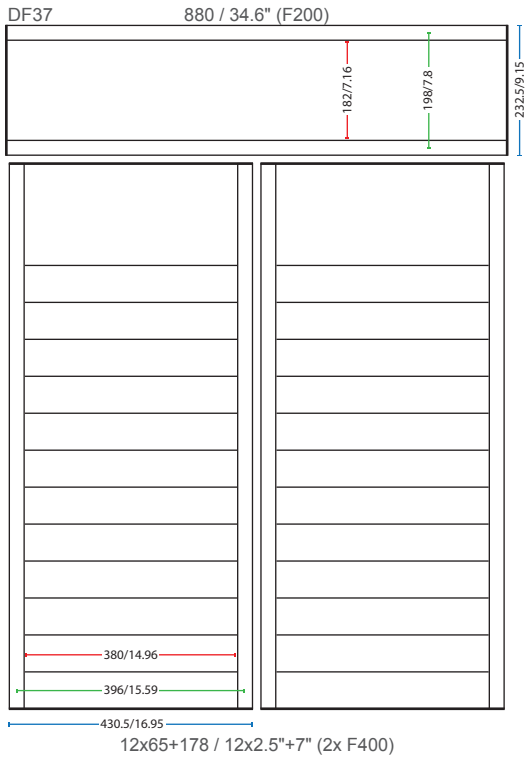
F120 + 2x F400

Title: ④ ⑤ ⑧ ⑨
 Panels: ⑤ ⑥ ⑧ ⑨



F200 + 2x F400

Title: ④ ⑤ ⑧ ⑨
 Panels: ⑤ ⑥ ⑧ ⑨



Vista Square

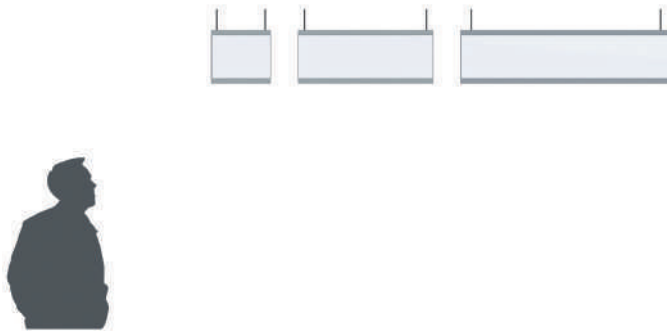
Suspended Signs



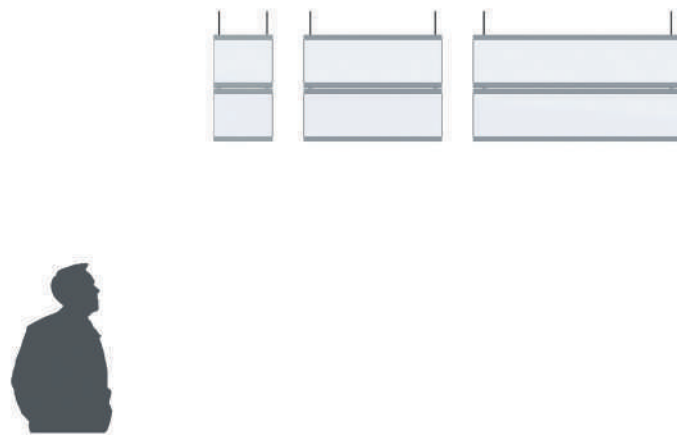
Suspended Signs

Suspended signs are mostly applied as hallway wayfinding signs and long lasting promotional signs (seeing as how updating them at such heights frequently is not very efficient). Suspended signs can be designed to meet your specific measurement requirements.

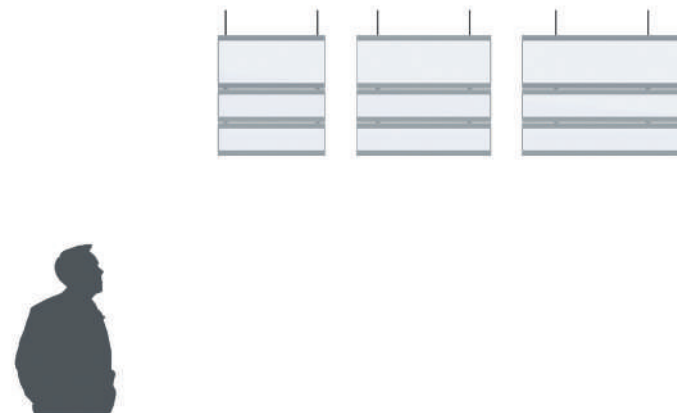
SUSF-Letter



SUSF-Letterx2

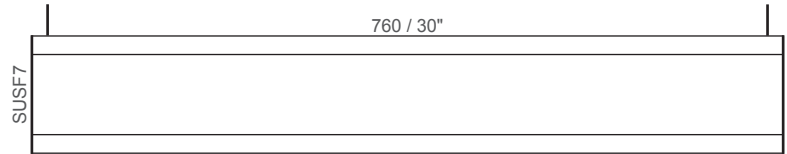
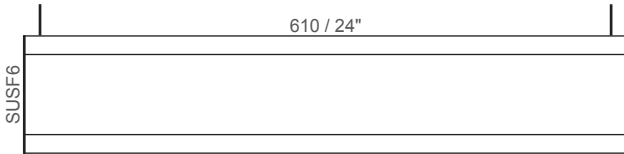
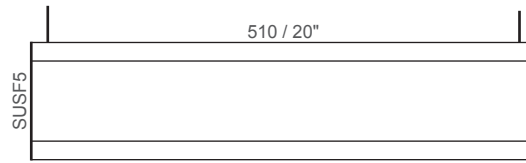
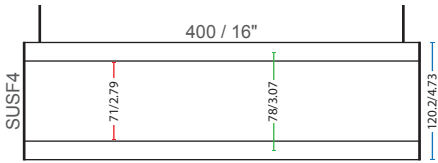


SUSF-Letter & F120x2

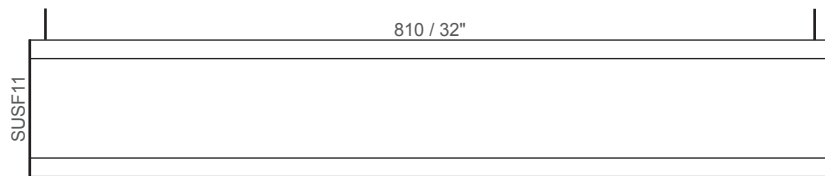
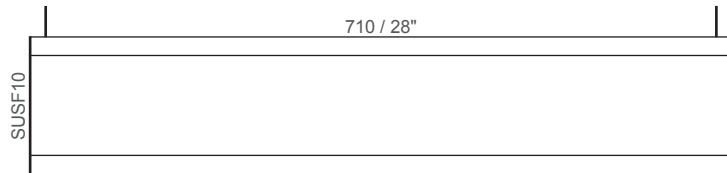
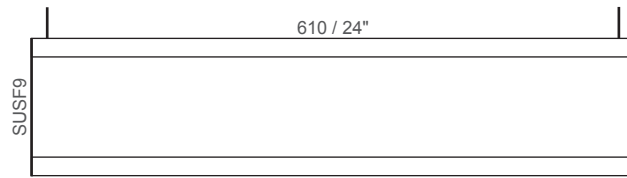
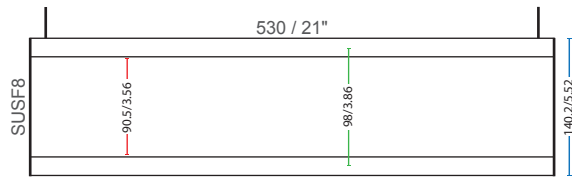


■ Visible insert ■ Insert width ■ Sign width (mm/in)

F80 ① ② ⑧ ⑨

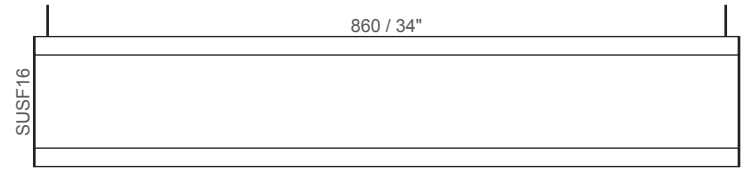
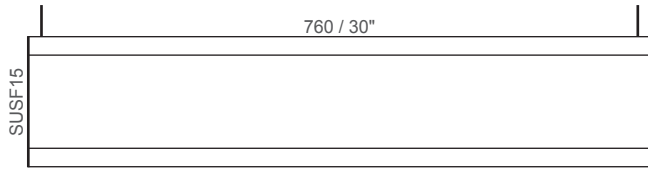
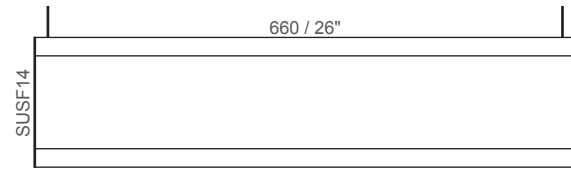
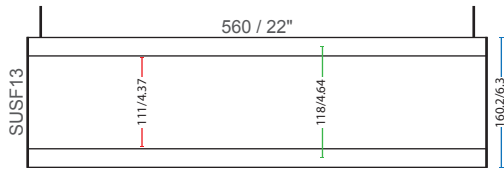


F100 ① ② ⑧ ⑨

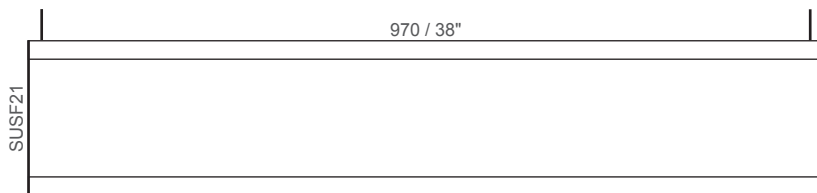
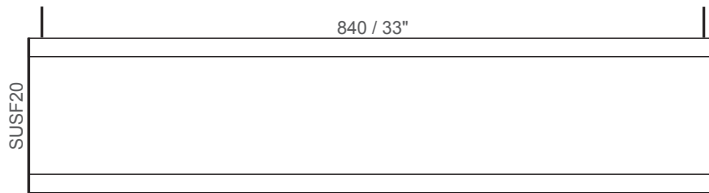
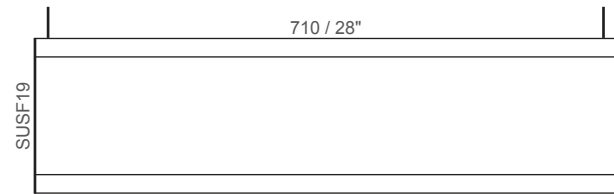
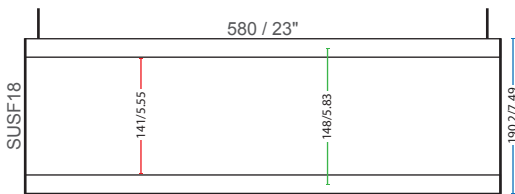


■ Visible insert ■ Insert width ■ Sign width (mm/in)

F120 ③ ④ ⑥ ⑨

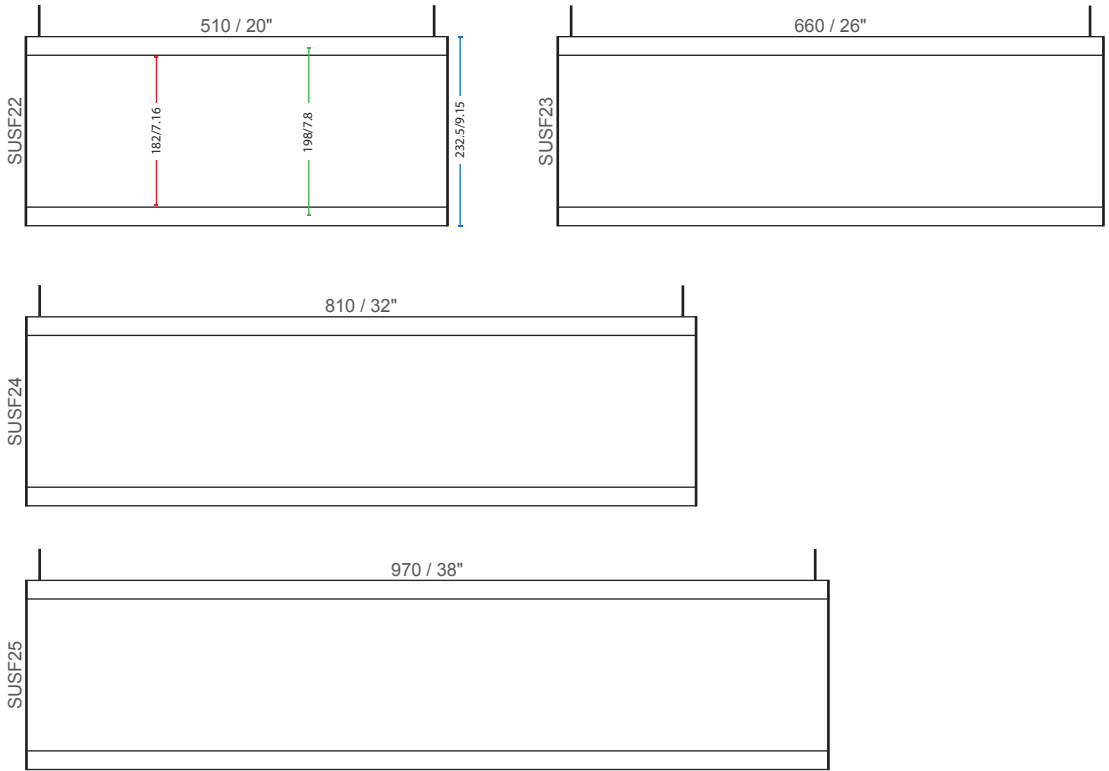


F150 ③ ④ ⑥ ⑨

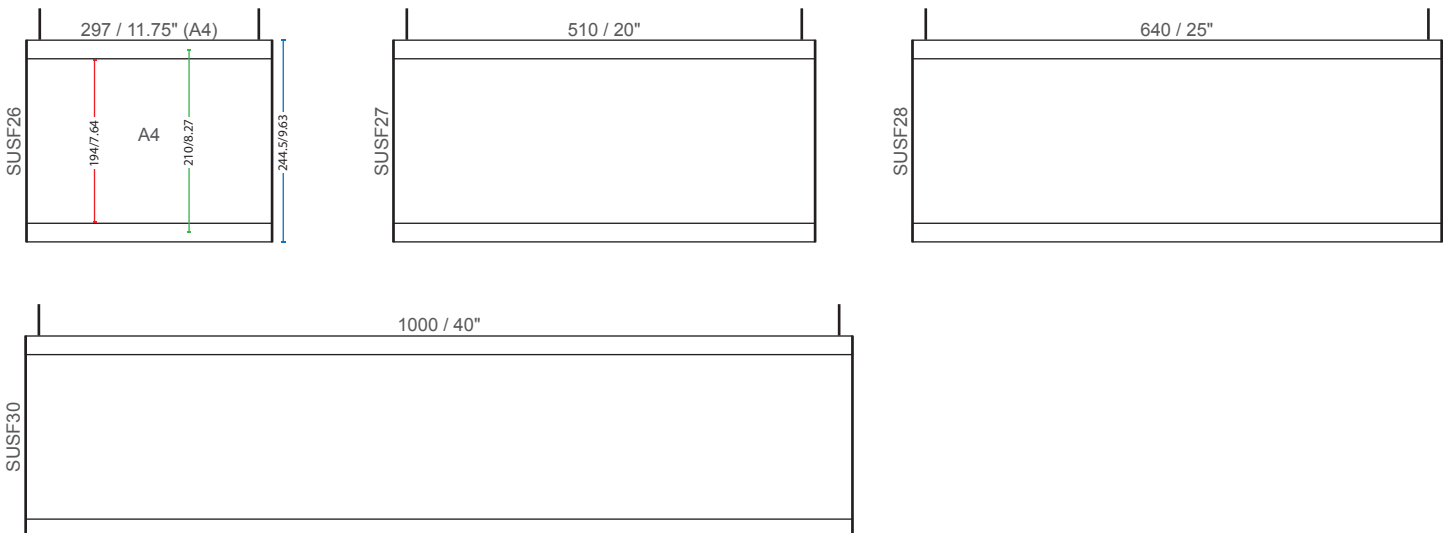


Visible insert Insert width Sign width (mm/in)

F200 ③ ④ ⑧ ⑨

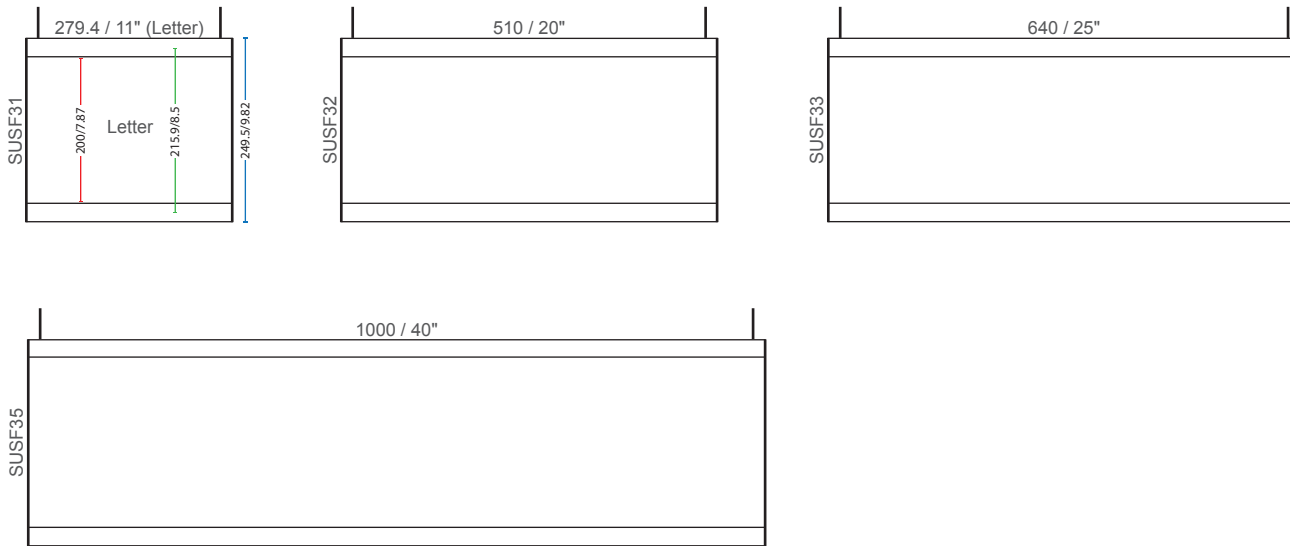


F-A4 ③ ④ ⑧ ⑨

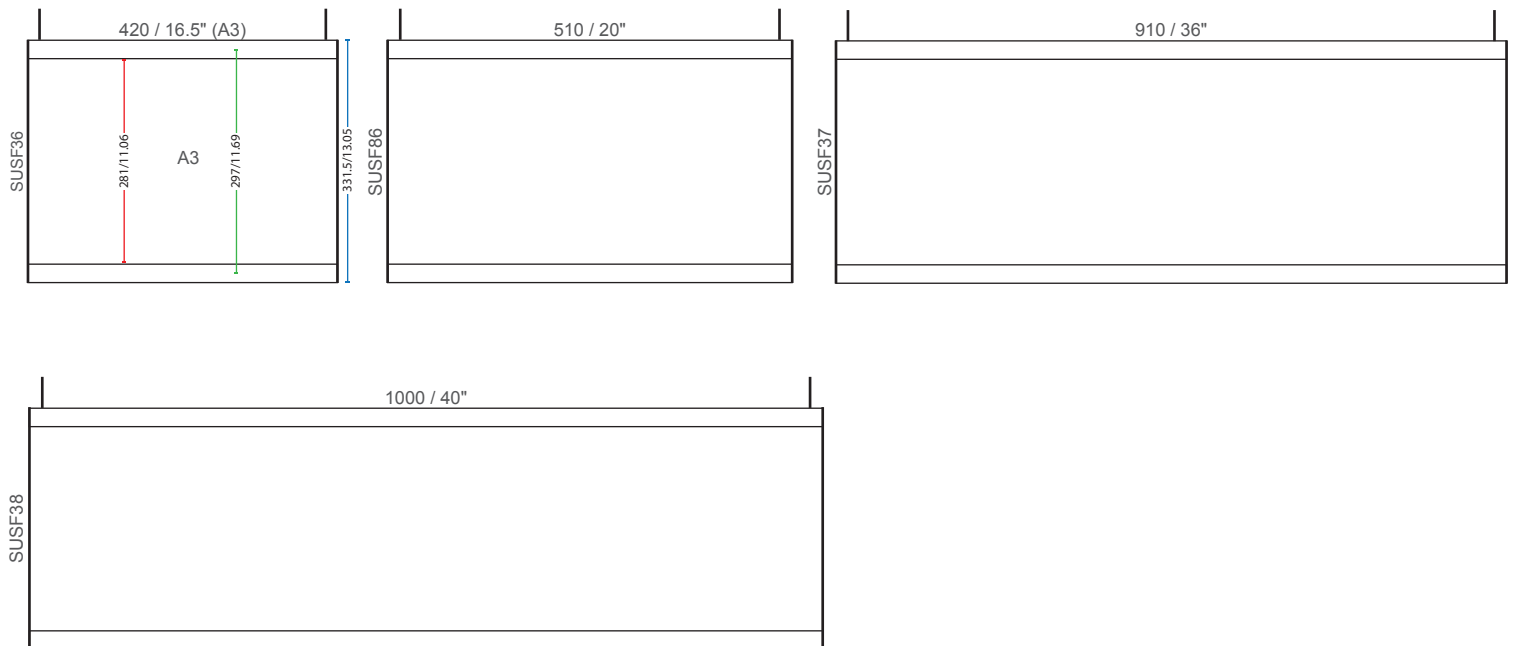


■ Visible insert ■ Insert width ■ Sign width (mm/in)

F-Letter ③ ④ ⑧ ⑨

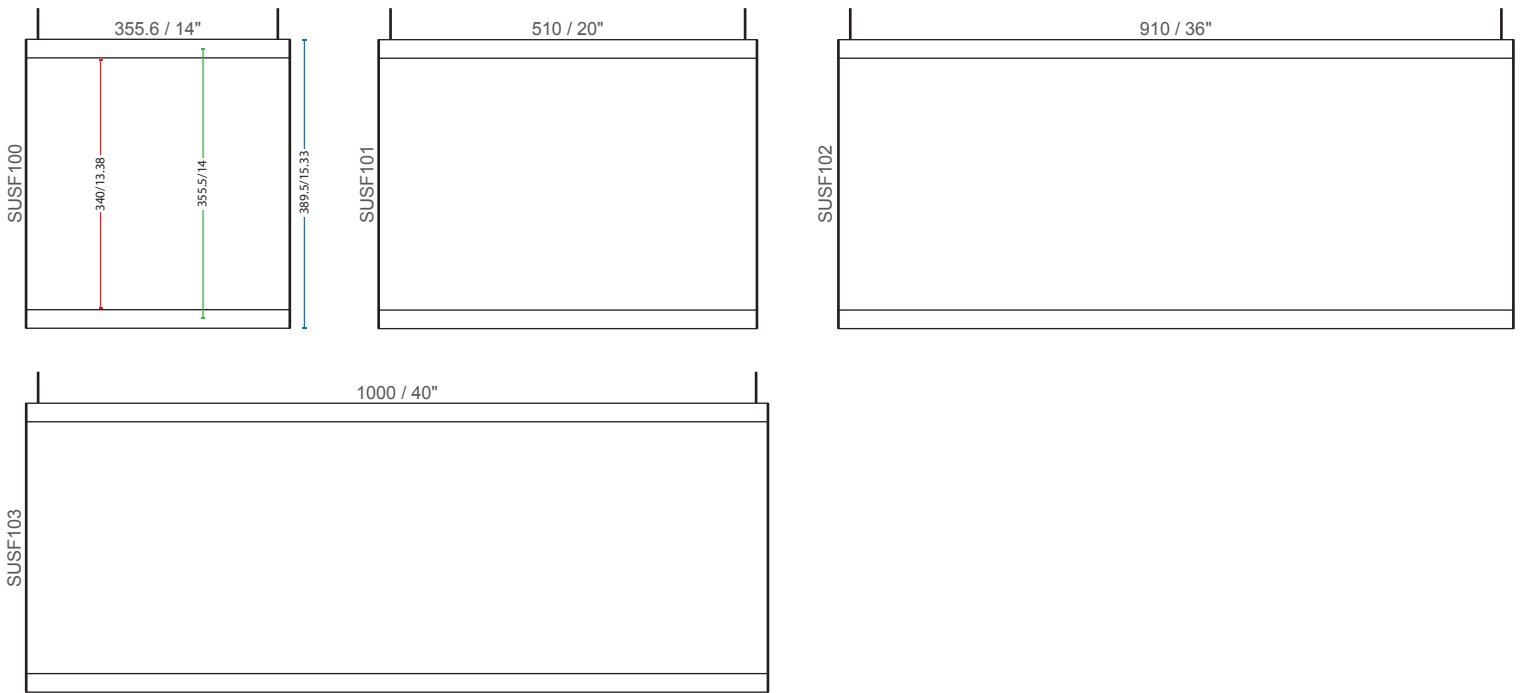


F300 ③ ④ ⑧ ⑨

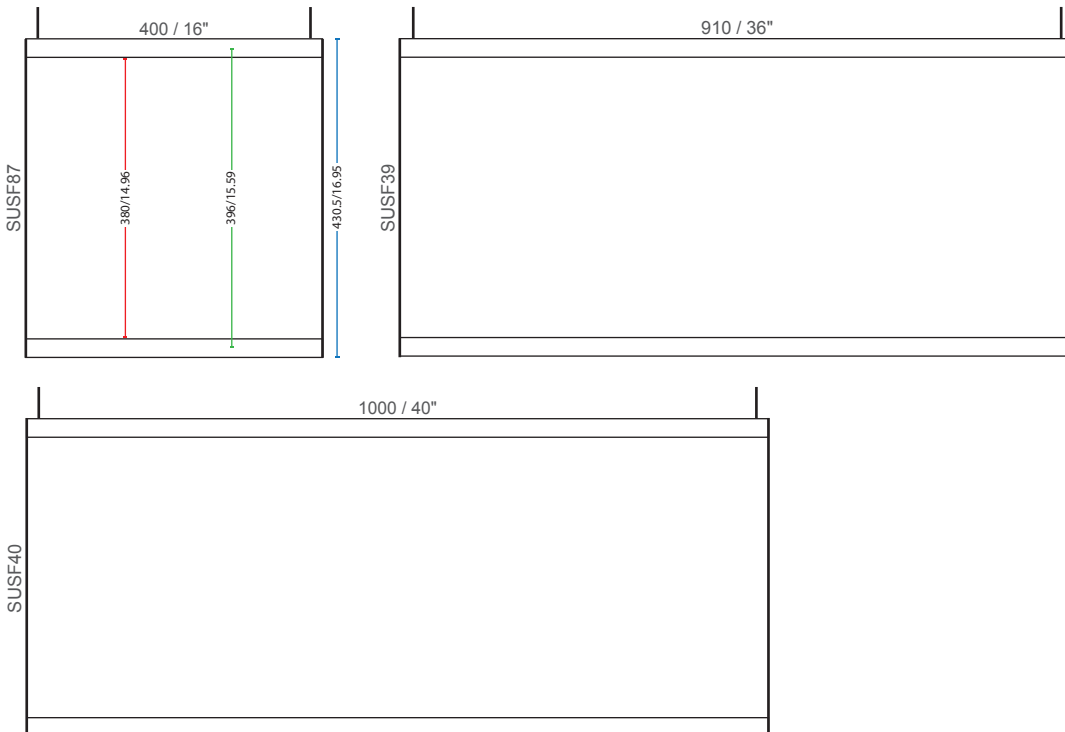


Visible insert Insert width Sign width (mm/in)

F14 ③④⑧⑨

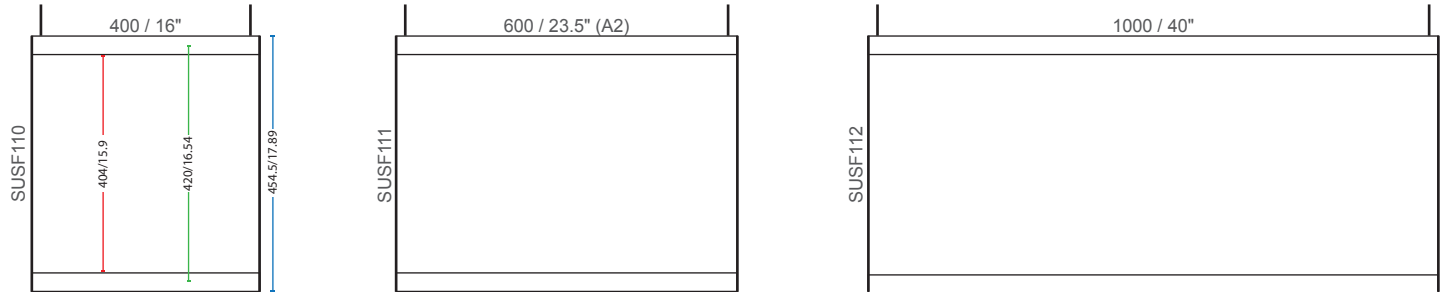


F400 ⑤⑥⑧⑨

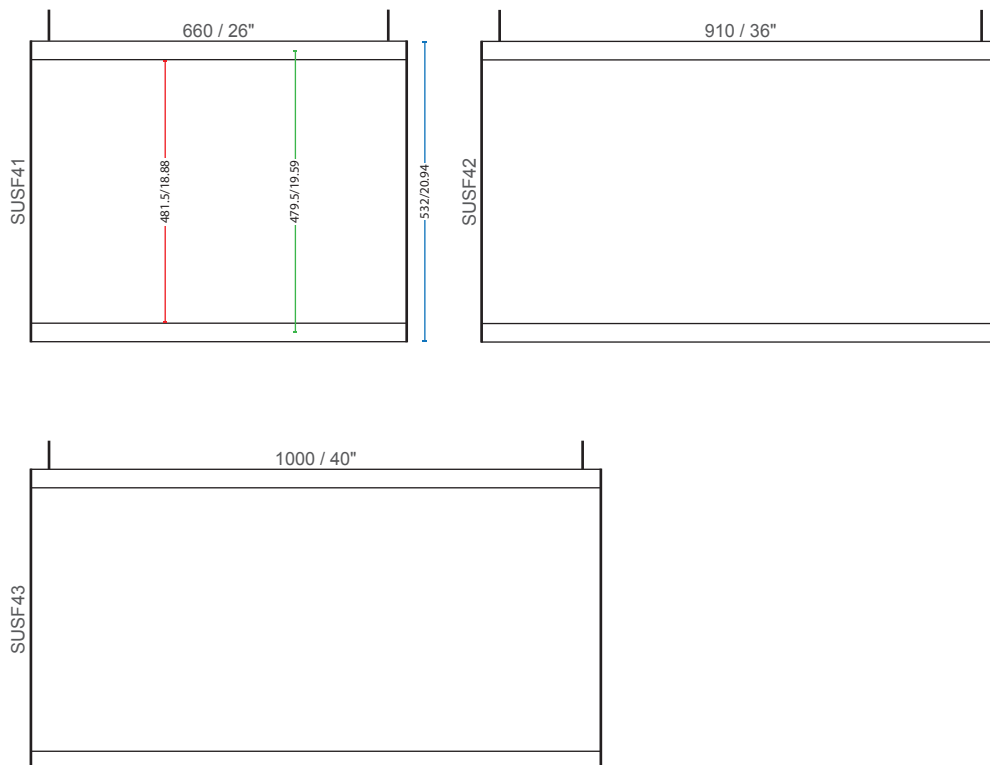


Visible insert Insert width Sign width (mm/in)

F420 ⑤ ⑥ ⑧ ⑨

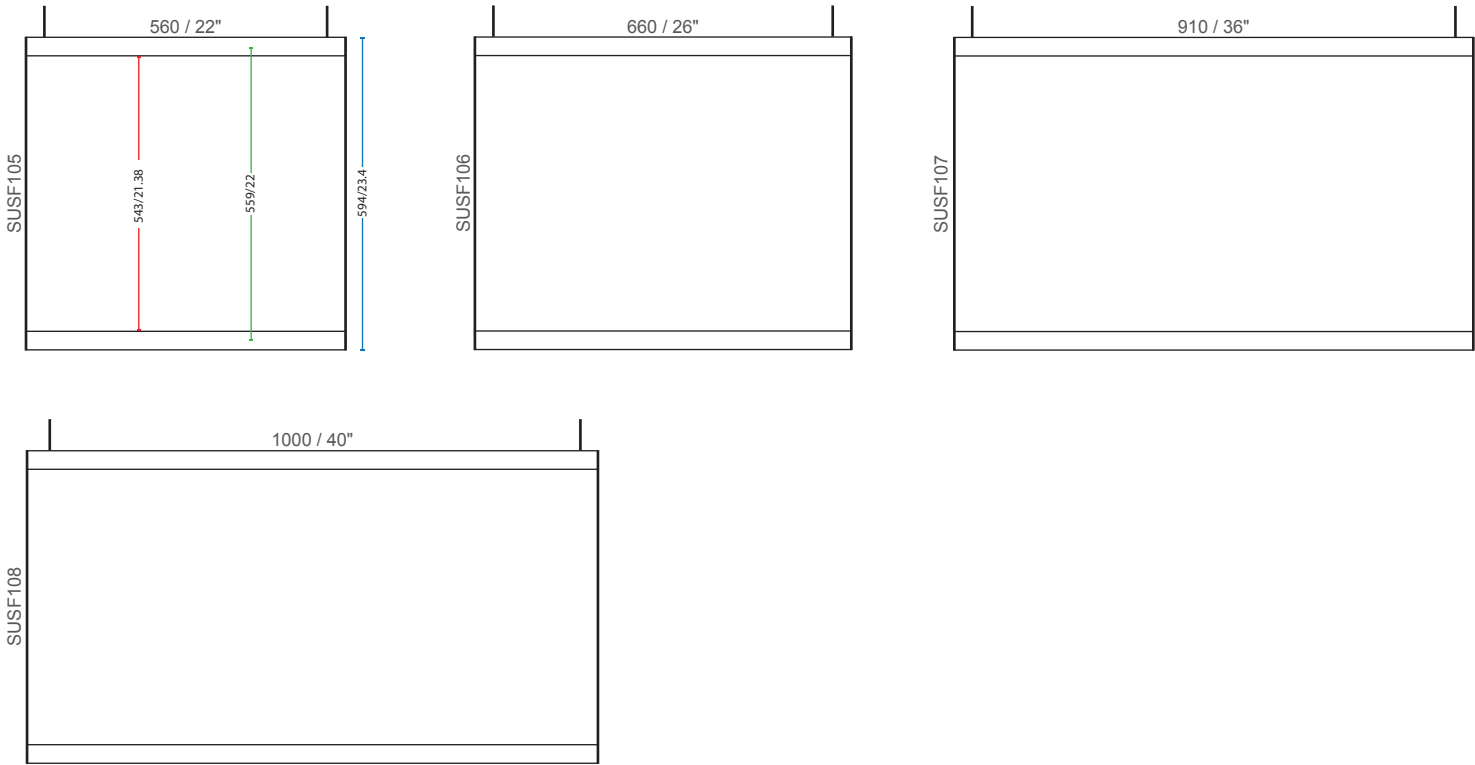


F500 ⑤ ⑥ ⑧ ⑩

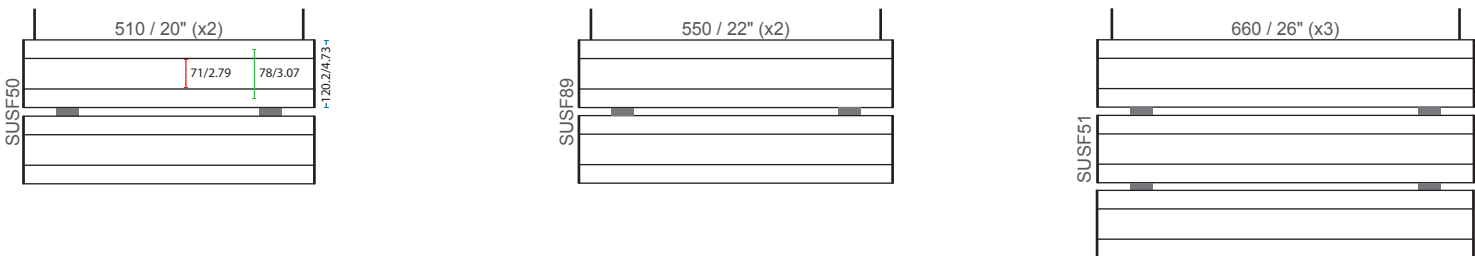


■ Visible insert ■ Insert width ■ Sign width (mm/in)

F22 ⑤ ⑥ ⑧ ⑩

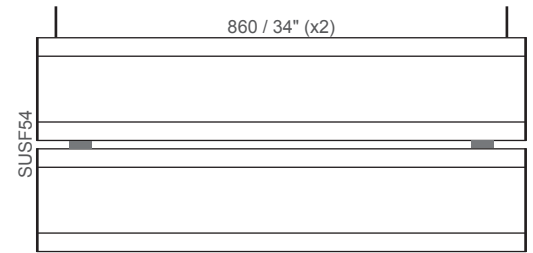
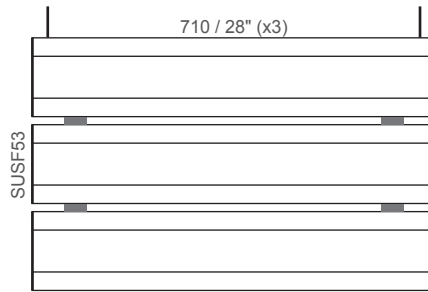
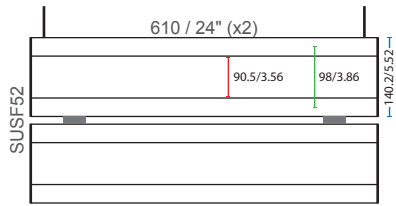


F80 ① ② ⑧ ⑨

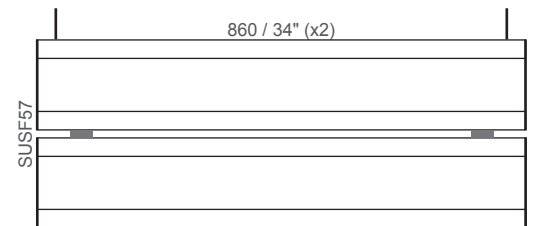
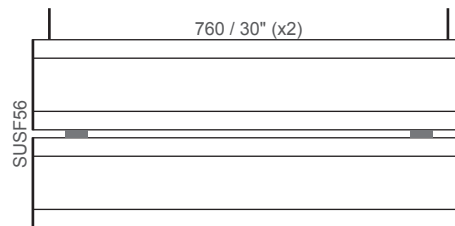
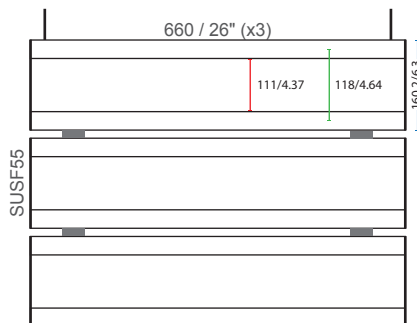


■ Visible insert ■ Insert width ■ Sign width (mm/in)

F100 ①②③⑨


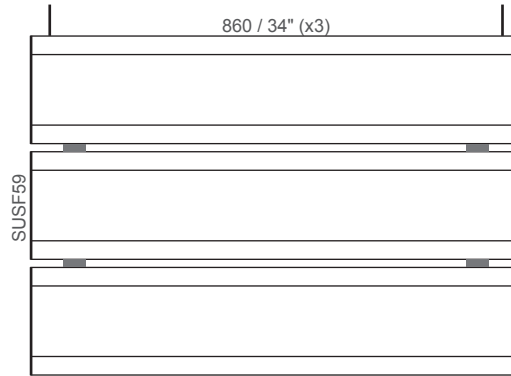
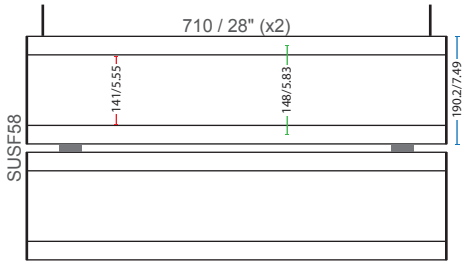


F120 ③④⑧⑨

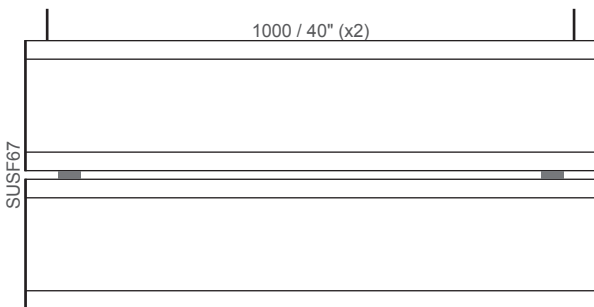
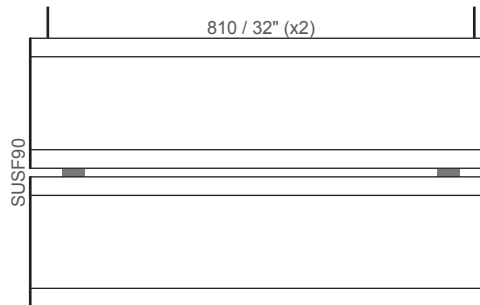
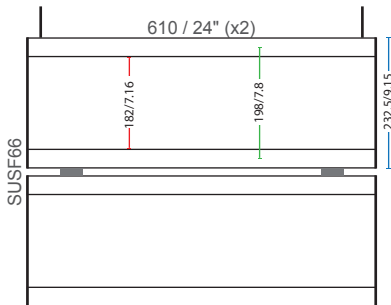


Visible insert Insert width Sign width (mm/in)

F150 ③ ④ ⑧ ⑨



F200 ③ ④ ⑧ ⑨

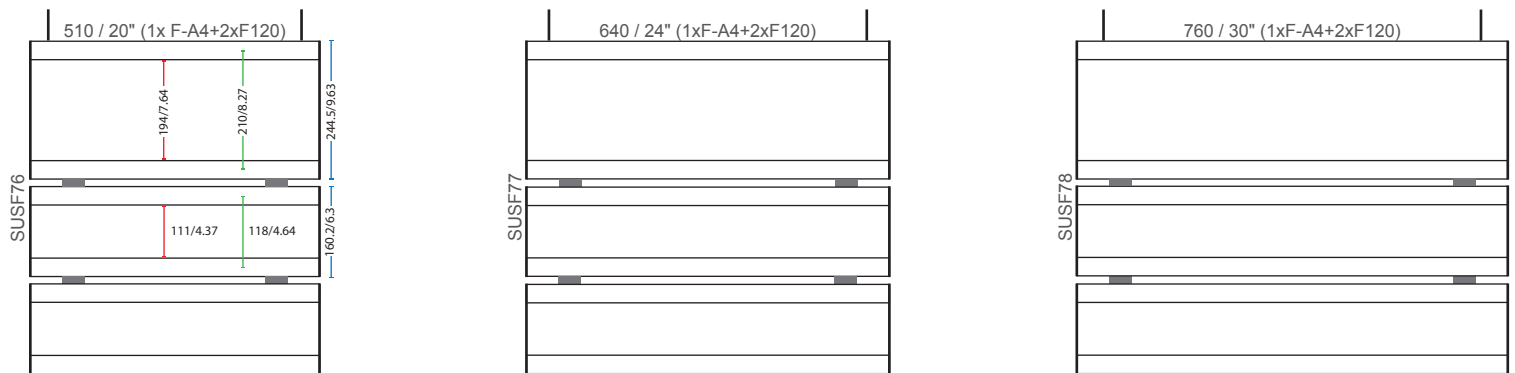


■ Visible insert ■ Insert width ■ Sign width (mm/in)

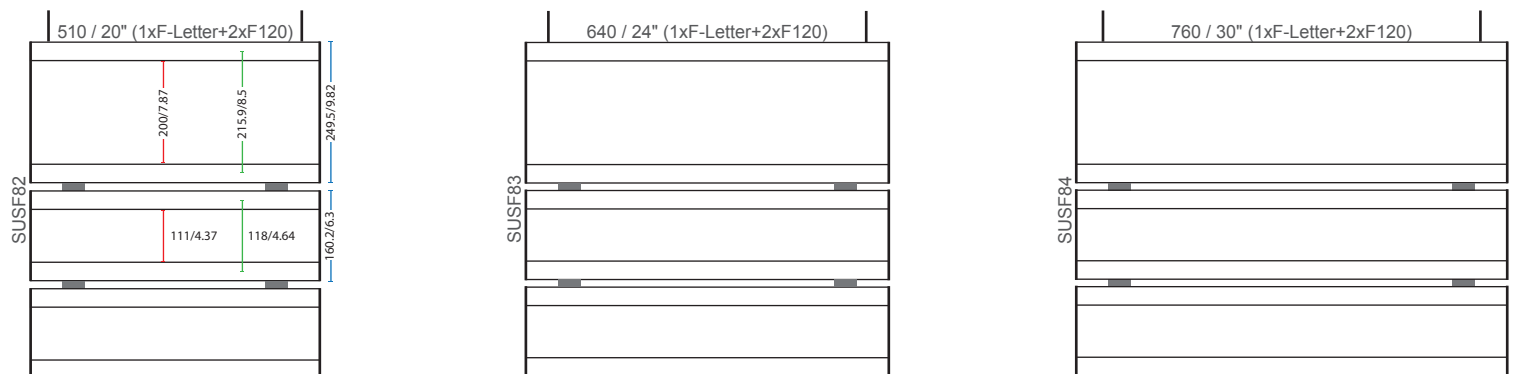
F200 + F120 ③④⑧⑨



F-A4 + F120 ③④⑧⑨



F-Letter + F120 ③④⑧⑨



Vista Square

Flag Signs



Flag Signs

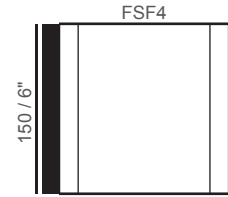
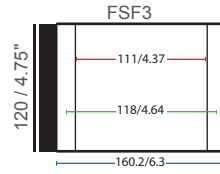
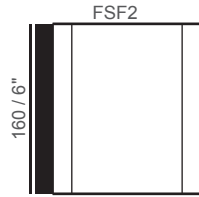
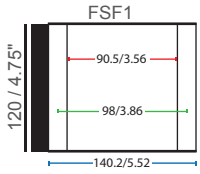
Flag Signs, who are also known as projecting signs, are very good at attracting the public's attention and are most commonly used to identify bathrooms, public areas, meeting areas, security information and a more recent trend is in airports as a lounge indicator.



Visible insert Insert width Sign width (mm/in)

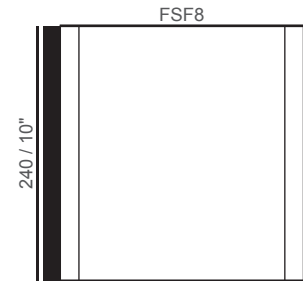
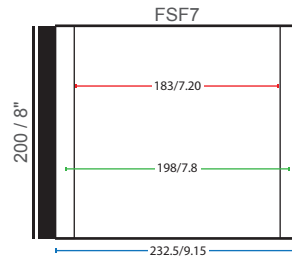
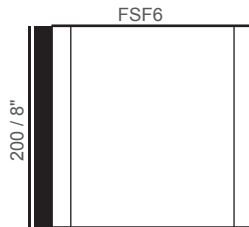
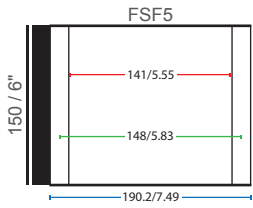
F100 ① ② ⑧ ⑨

F120 ③ ④ ⑧ ⑨



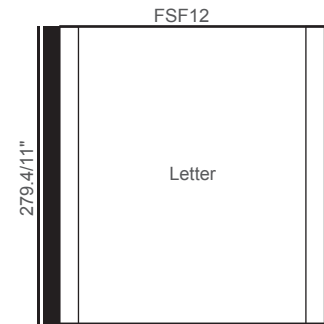
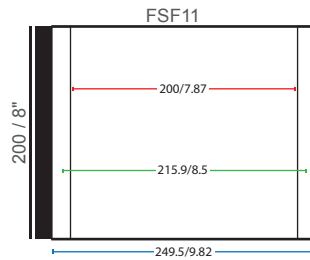
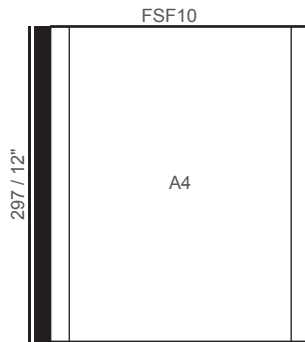
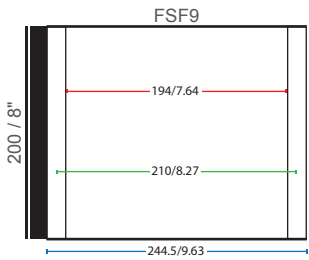
F150 ③ ④ ⑧ ⑨

F200 ③ ④ ⑧ ⑨



F-A4 ③ ④ ⑧ ⑨

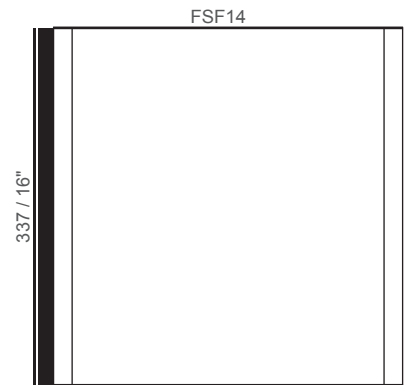
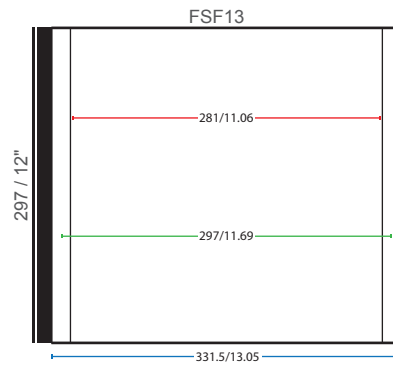
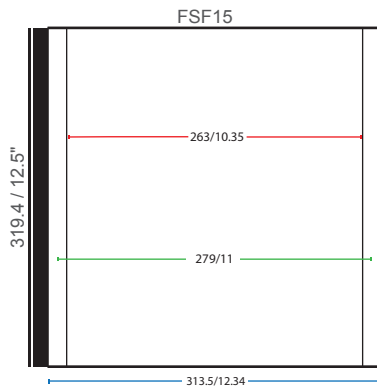
F-Letter ③ ④ ⑧ ⑨



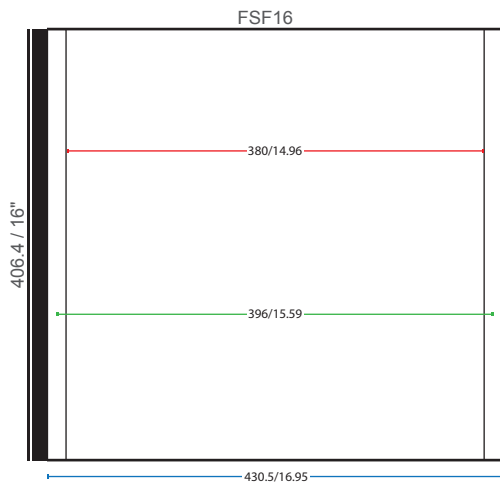
■ Visible insert ■ Insert width ■ Sign width (mm/in)

F11 ③ ④ ⑧ ⑨

F300 ③ ④ ⑧ ⑨



F400 ⑤ ⑥ ⑧ ⑨



Vista Square


Corner Signs




Corner Signs

Turn your everyday corners into a design element to complement your overall design. The Corner Signs offer a unique fresh look, are easy to install and offer increased visibility to their content.

COS

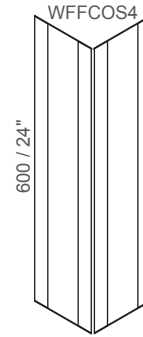
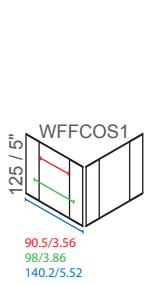


COA

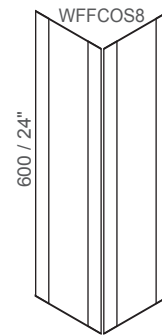
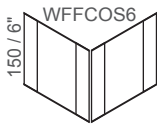
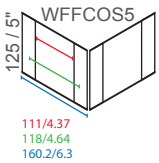


Visible insert Insert width Sign width (mm/in)

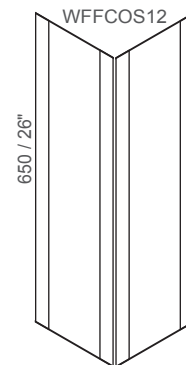
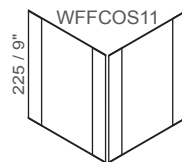
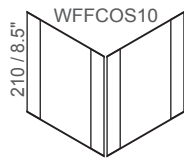
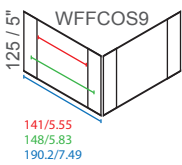
F100 ①②⑧⑨



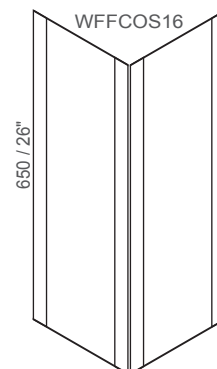
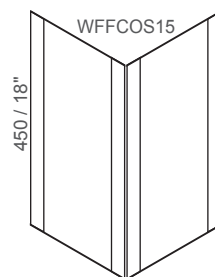
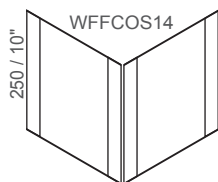
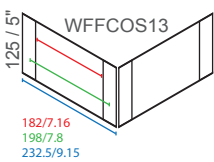
F120 ③④⑧⑨



F150 ③④⑧⑨

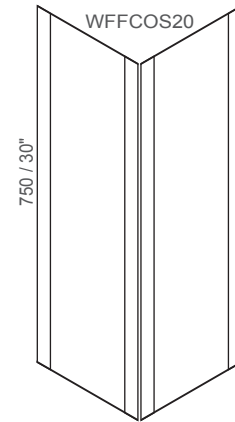
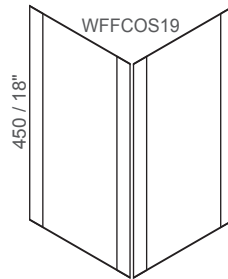
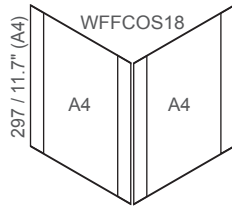
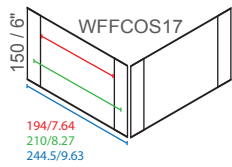


F200 ③④⑧⑨

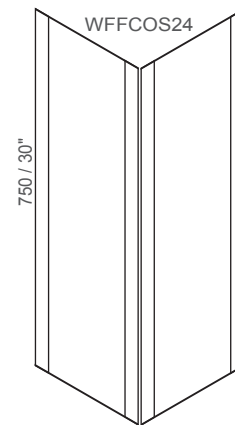
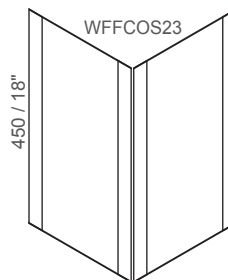
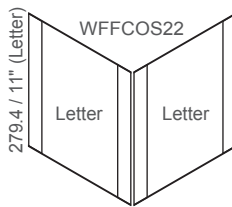
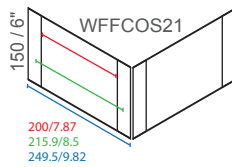


Visible insert Insert width Sign width (mm/in)

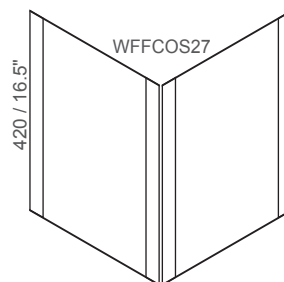
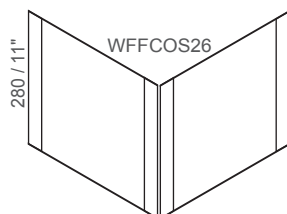
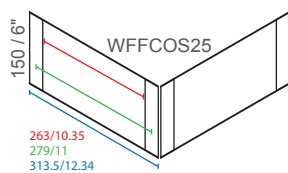
F-A4 ③ ④ ⑧ ⑨



F-Letter ③ ④ ⑧ ⑨

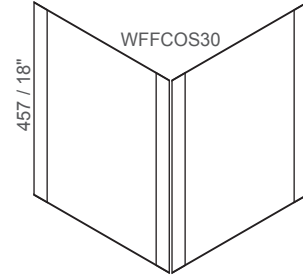
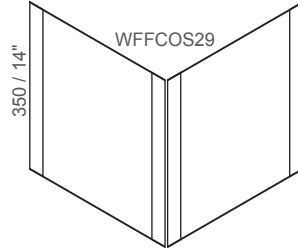
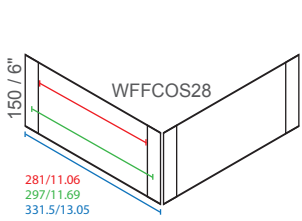


F11 ③ ④ ⑧ ⑨

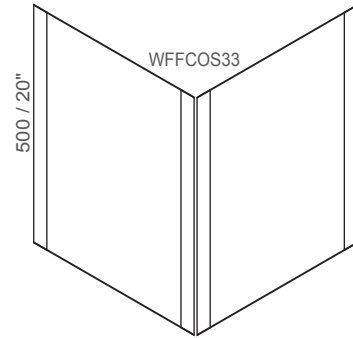
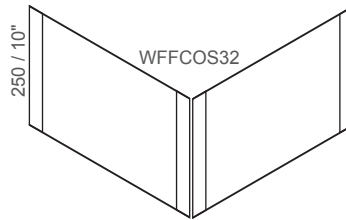
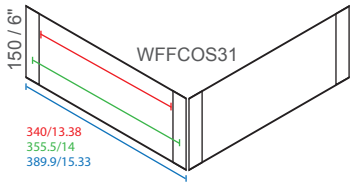


Visible insert Insert width Sign width (mm/in)

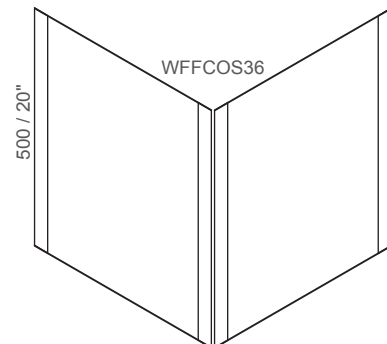
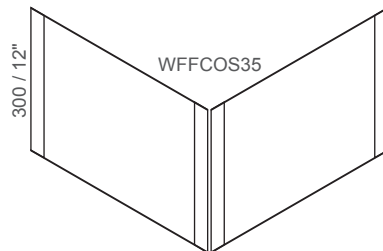
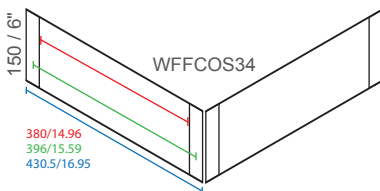
F300 ③④⑧⑨



F14 ③④⑧⑨

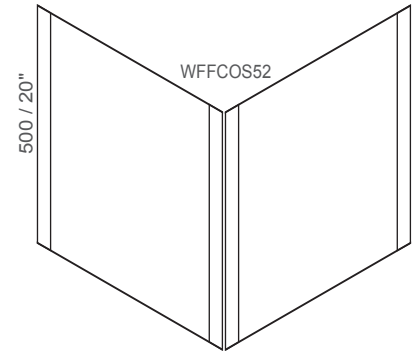
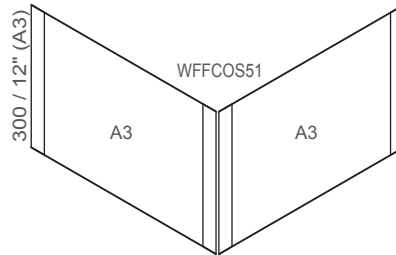
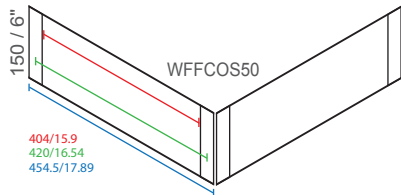


F400 ⑤⑥⑧⑨

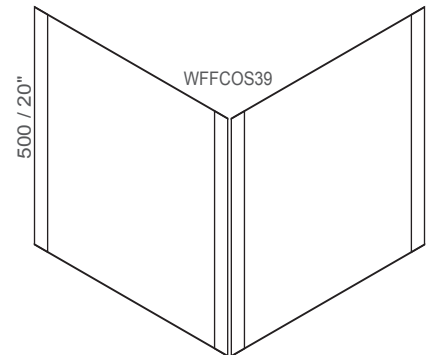
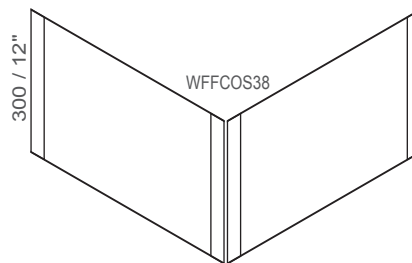
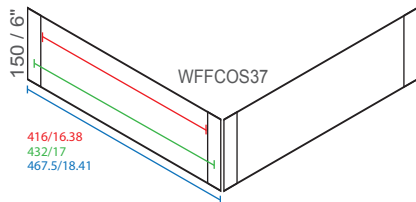


Visible insert Insert width Sign width (mm/in)

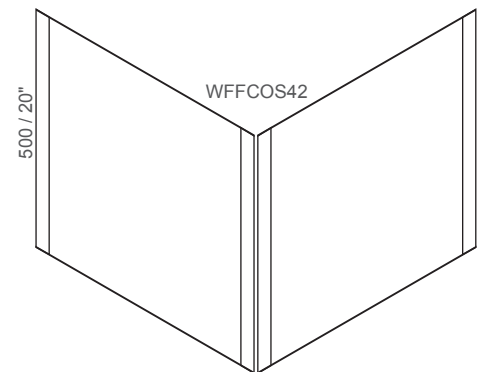
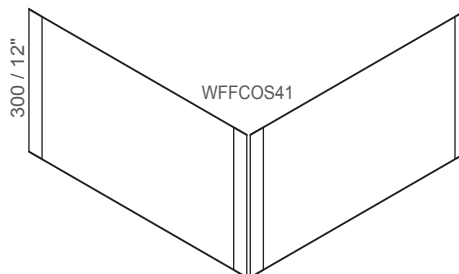
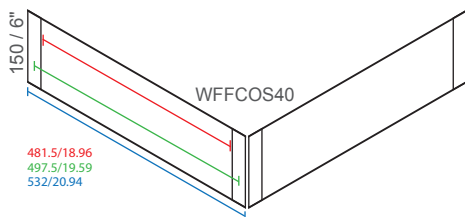
F420 ⑤ ⑥ ⑧ ⑨



F17 ⑤ ⑥ ⑧ ⑨

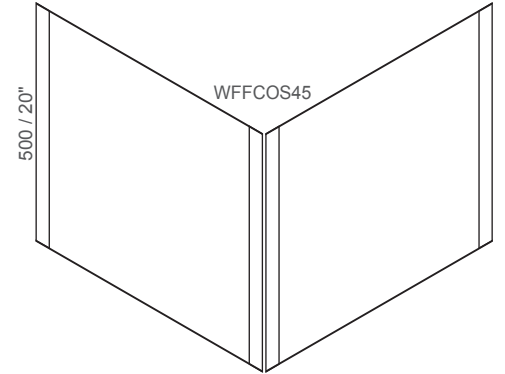
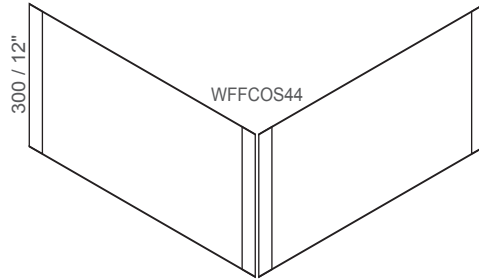
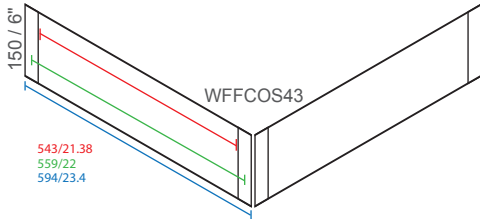


F500 ⑤ ⑥ ⑧ ⑩

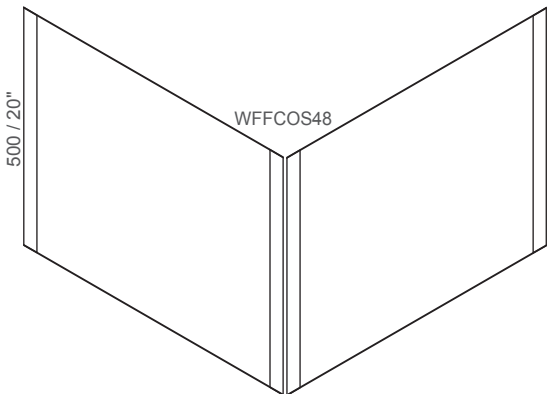
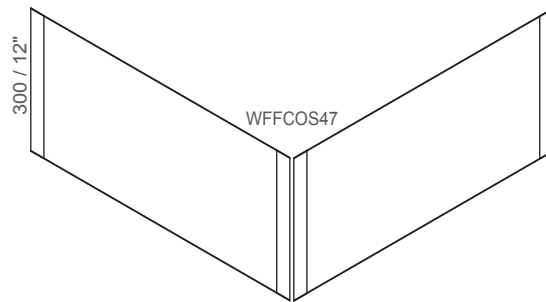
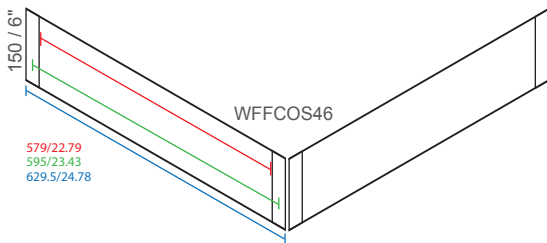


Visible insert Insert width Sign width (mm/in)

F22 ⑤ ⑥ ⑧ ⑩



F600 ⑤ ⑥ ⑧ ⑩



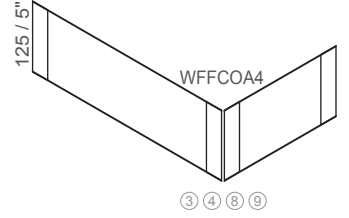
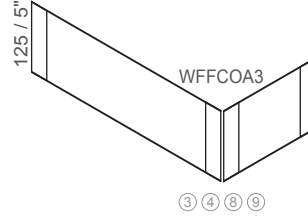
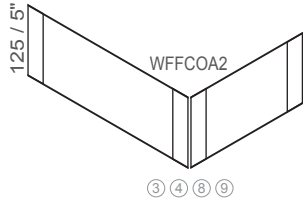
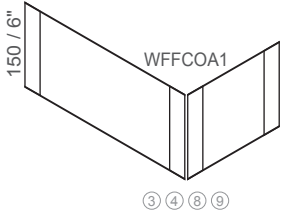
■ Visible insert ■ Insert width ■ Sign width (mm/in)

F300+150

F300+200

F14+150

F14+200

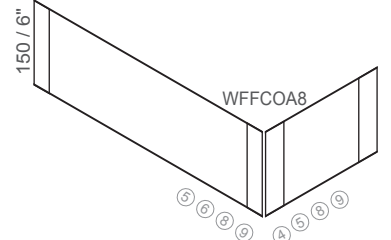
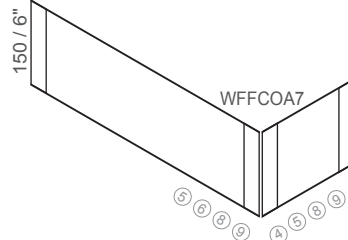
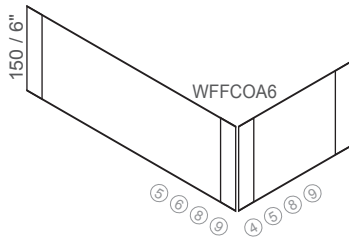
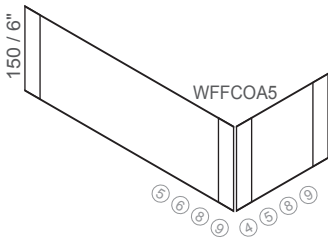


F400+150

F400+200

F17+150

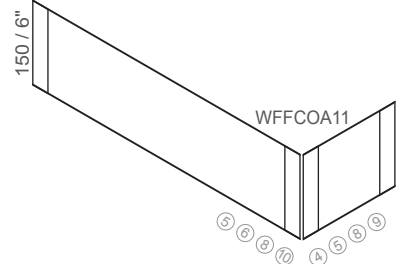
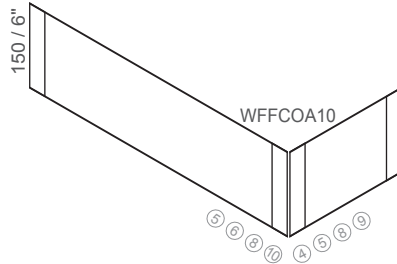
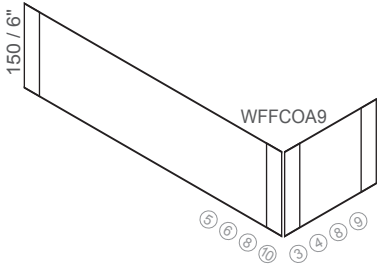
F17+200



F500+150

F500+200

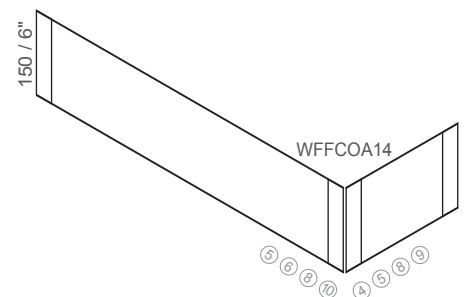
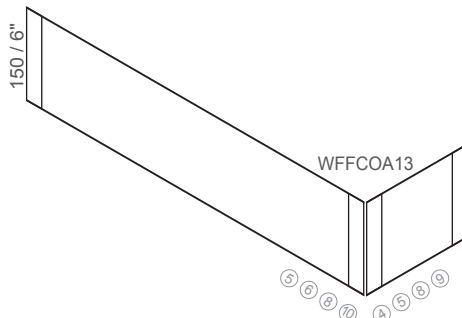
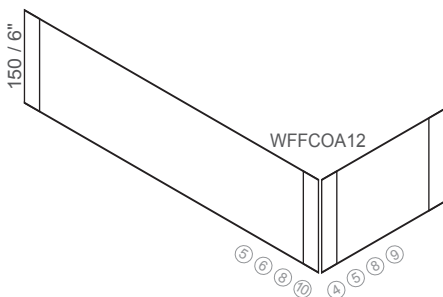
F22+150



F22+200

F600+150

F600+200




⚠ Please consult measurements table (visible insert, insert width, sign width) on page 128.



Table Signs

Table signs are most often recognition and promotional signs as opposed to traditional way-finding signs. Such table or counter top signs will be used to introduce the person at the given work station (most often title and name), working hours, special information/instruction and many times will include a built-in brochure or business card holder.

TF-P



TF-L

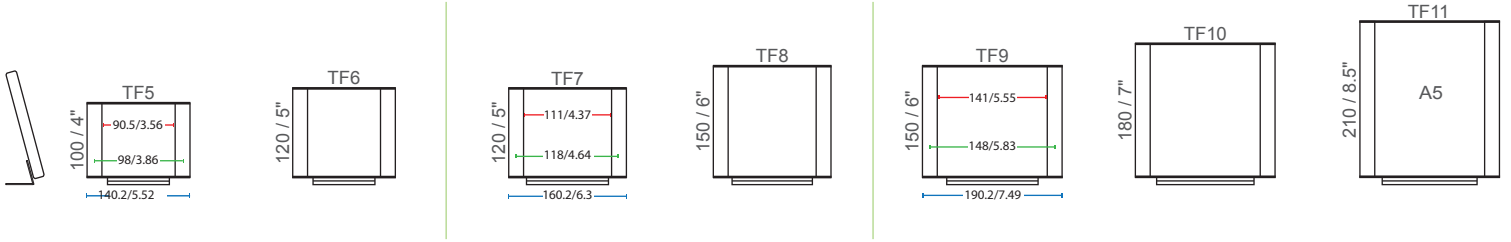


Visible insert Insert width Sign width (mm/in)

F100 ③④⑧⑨

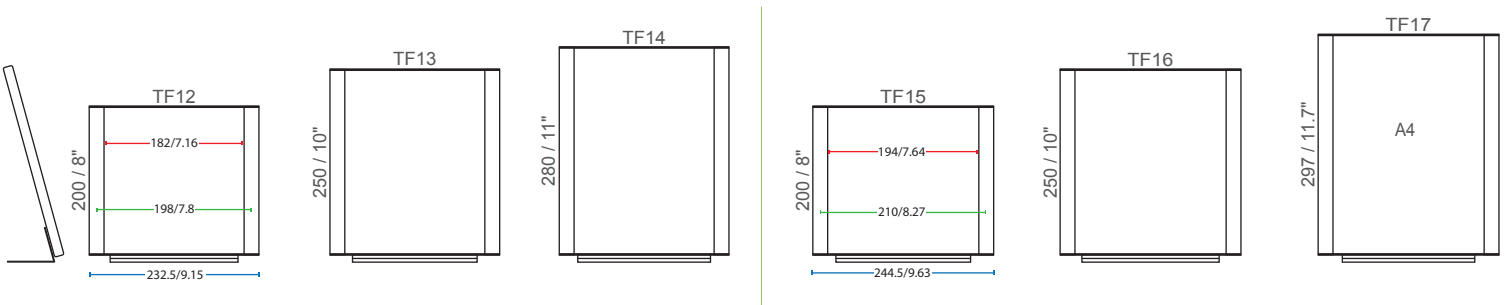
F120 ③④⑧⑨

F150 ③④⑧⑨



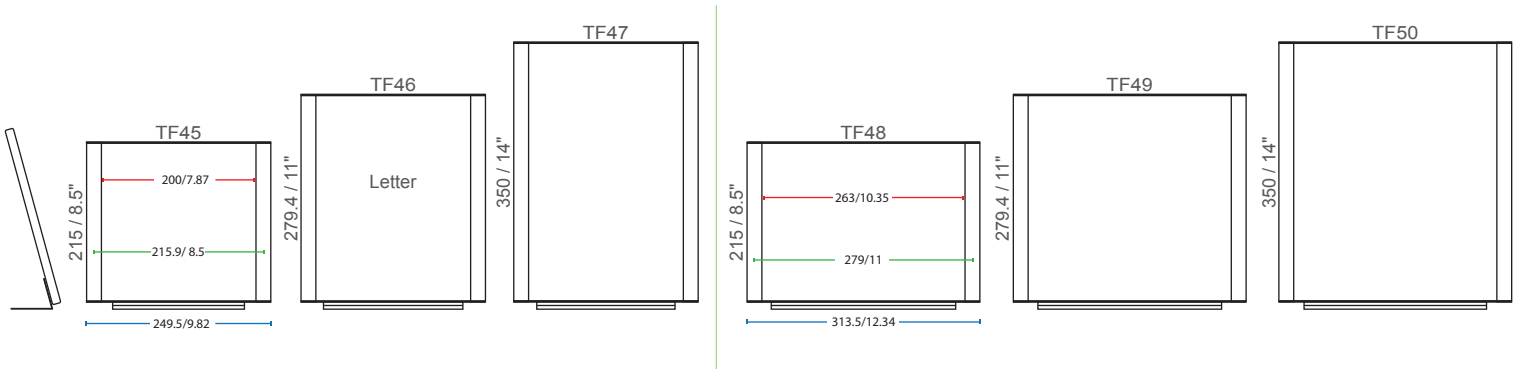
F200 ③④⑧⑨

F-A4 ③④⑧⑨

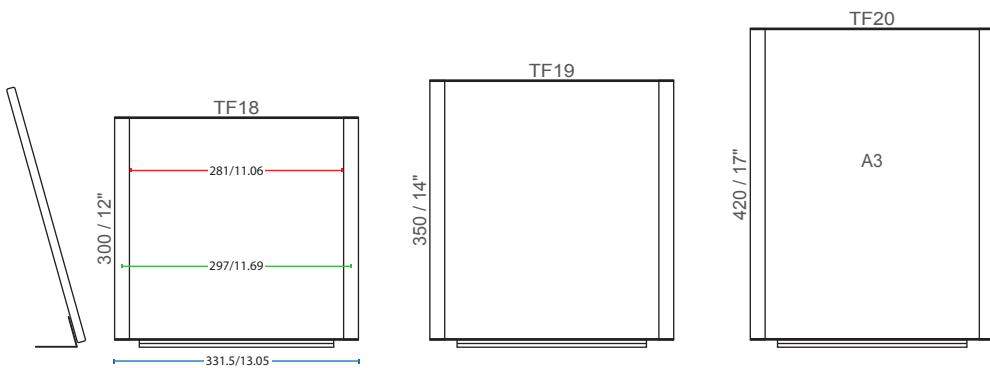


F-Letter ③④⑧⑨

F11 ③④⑧⑨

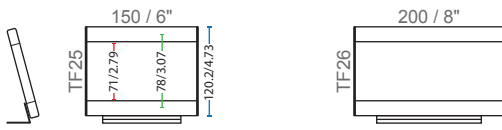


F300 ③④⑧⑨

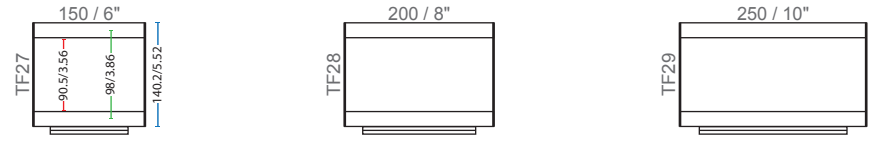


■ Visible insert ■ Insert width ■ Sign width (mm/in)

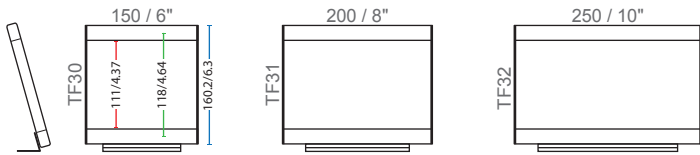
F80 ① ② ⑧ ⑨



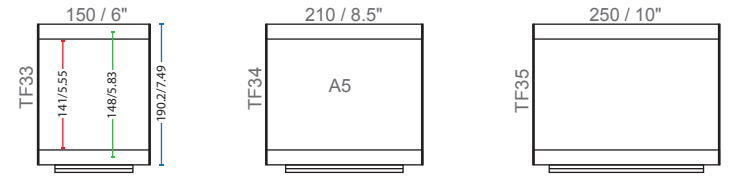
F100 ① ② ⑧ ⑨



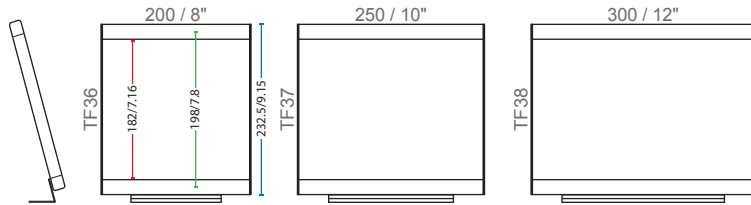
F120 ③ ④ ⑧ ⑨



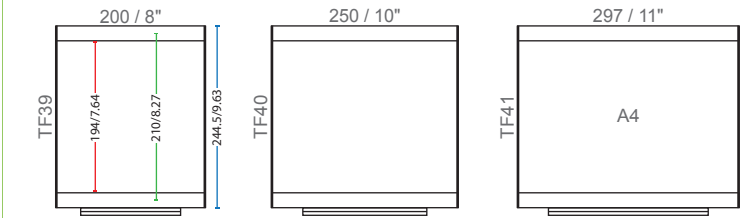
F150 ③ ④ ⑧ ⑨




F200 ③ ④ ⑧ ⑨



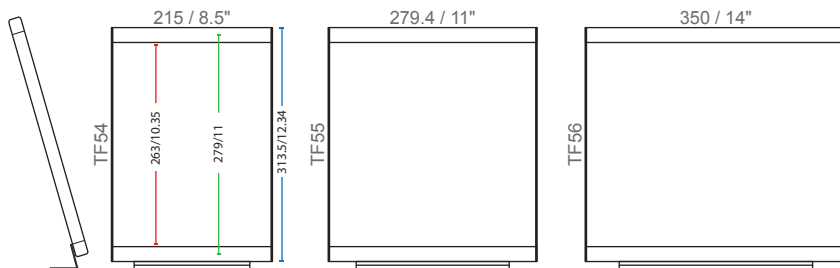
F-A4 ③ ④ ⑧ ⑨



F-letter ③ ④ ⑧ ⑨



F11 ③ ④ ⑧ ⑨



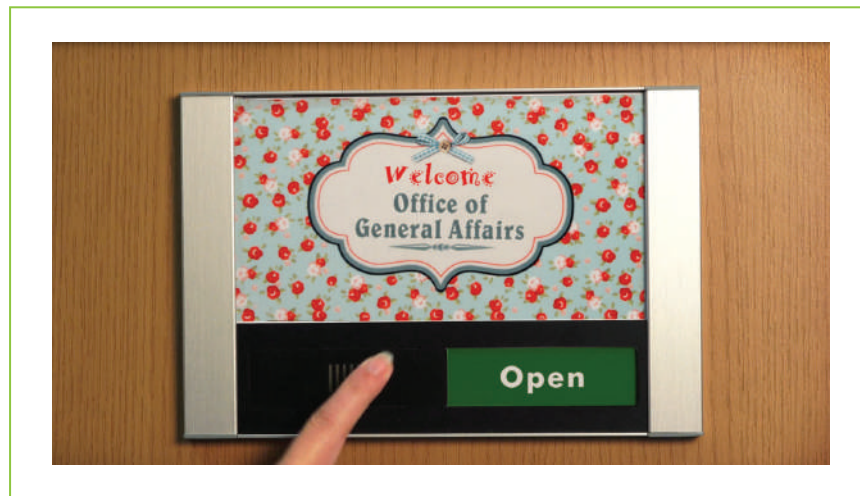


Smart Slider Solutions for the Vista Square line

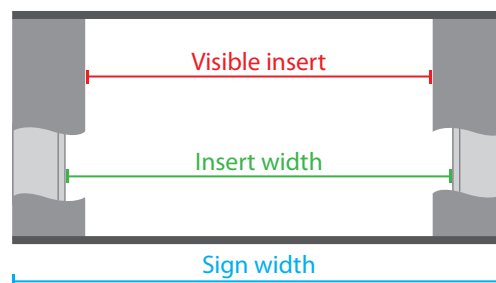
Now, it's easier than ever to display the availability of offices, clinics, conference rooms, classrooms, and more. As part of its vision to provide a complete solution for any wayfinding project, Vista offers a single sign with interchangeable graphics, serving as a versatile and efficient solution. It's both clever and cost-effective.

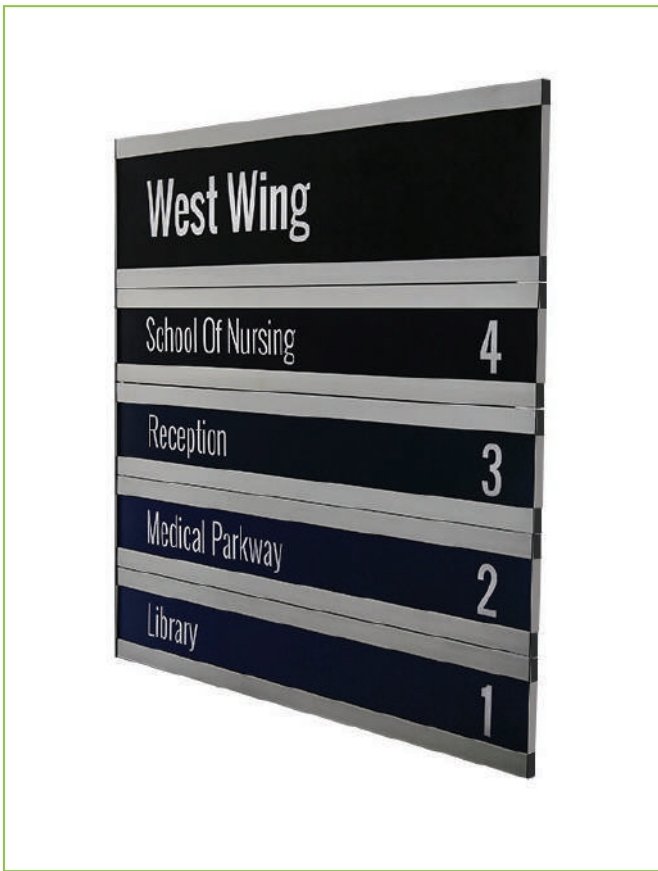
The slider sign adds a touch of personalization, while the frame provides the perfect background without overpowering the message.

Discover more in the Slider chapter.



Measurements table			
Sign size	Visible insert	Insert width	Sign width
F80	71mm / 2.79"	78mm / 3.07"	120.2mm / 4.73"
F100	91mm / 3.58"	98mm / 3.86"	140.2mm / 5.52"
F120	111mm / 4.37"	118mm / 4.64"	160.2mm / 6.3"
F150	141mm / 5.55"	148mm / 5.83"	190.2mm / 7.49"
F200	182mm / 7.16"	198mm / 7.8"	231.5mm / 9.11"
F - A4	194mm / 7.64"	210mm / 8.27"	243.5mm / 9.58"
F-Letter	200mm / 7.87"	215.9mm / 8.5"	249.5mm / 9.82"
F11	263mm / 10.35"	279mm / 11"	312.5mm / 12.30"
F300	281mm / 11.06"	297mm / 11.69"	330.5mm / 13.01"
F14	340mm / 13.38"	355.5mm / 14"	389.5mm / 15.33"
F400	380mm / 14.96"	396mm / 15.59"	429.5mm / 16.90"
F420	404mm / 15.9"	420mm / 16.54"	453.5mm / 17.85"
F17	416mm / 16.38"	432mm / 17"	465.5mm / 18.33"
F500	481.5mm / 18.96"	497.5mm / 19.59"	531mm / 20.9"
F22	543mm / 21.38"	559mm / 22"	592.5mm / 23.33"
F600	579mm / 22.79"	595mm / 23.43"	628.5mm / 24.74"
F24	594mm / 23.38"	609.6mm / 24"	643.5mm / 25.33"
F700	695mm / 27.36"	711mm / 28"	744.5mm / 29.31"
F800	797mm / 31.38"	813mm / 32"	846.5mm / 33.33"
F900	899mm / 35.39"	915mm / 36"	948.5mm / 37.34"
F1000	1000mm / 39.37"	1016mm / 40"	1049.5mm / 41.39"





Vista NOVA
Ignites your imagination



Fresh Curved Way-Finding System



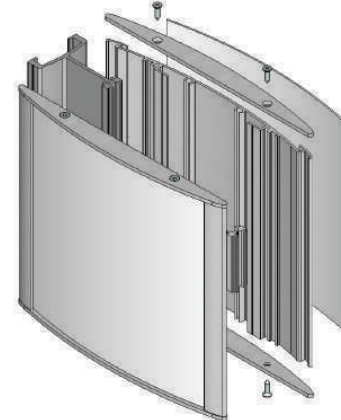

- Curved design
- A variety of sign types
- Fits to standard paper sizes
- Easy to update
- Environmentally friendly

Vista Nova is a newly designed, curved wayfinding signage system.

The side-channels of the aluminium frames give the signs a sleek, elegant look, which cannot be ignored.

The signage types which exist in Vista Nova include:

- Wall frames
- Flag signs (projecting signs)
- Suspended signs
- Table signs



The system is designed to handle most applications and materials used in the sign industry (printed-paper, engraved, embossed, screen-printed substrates, photo-metal, photo-polymer, vinyl graphics, tactile, and more). The materials used include polymers and metals of all types, plastics, paper, etc. Any material with flexibility and the correct thickness may be used as an insert with Vista Nova frames.

This modular system is composed of standard units that can be assembled in different ways to create a wide range of applications that cover the entire signage project. See for example on the right the components of a projecting sign.



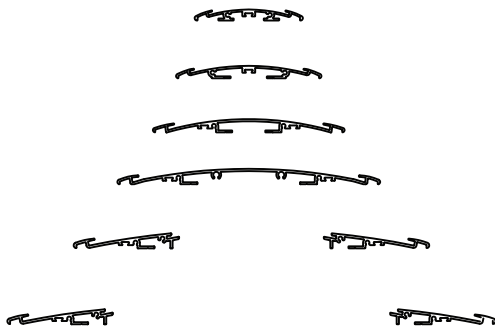
Vista Nova frames can accept ADA technology inserts. We supply ADA inserts, ask your Vista rep. about it!

Vista Nova offers modified widths to fit standard paper sizes:

- Standard paper size A8 (52mm)
- Standard paper size A7 (74 mm)
- Standard paper size A6 (105mm)
- Standard paper size A5 (148mm)



Of course, bigger signs can be assembled – such as A4, A3 and beyond using the one sided profile of the system.



Standard finishes for vista profiles are aluminum and black.

Vista Nova comes with modern designed metal end caps. The end caps are available with screws for maximum security to avoid vandalism. The metal end caps are made of aluminum with silver or black anodized finishes and include stainless steel screws.

With the proper graphic implementation on any flexible substrate, these signs are suitable for both indoor and outdoor purposes.

Vista Nova – including the highest standards of Vista System with a fresh, eye-catching look – is definitely the new star in the wayfinding arena!

Nova promo 20

The Nova Promo 20 Kit provides 20 giveaway sign samples, all personalized with your company's logo and details, allowing you to meet with customers and close deals on the spot.



Nova Display Sign Kit

An elegant presentation featuring a wide selection of signs from the Vista Nova Product mounted on a Large Display Panel. Ideal for reception area, show room or office display.



Must Have It!

TRY it, you'll love it!



Call and ask for Vista Nova display kits!

For local contact details visit:
www.vistasystem.com/contact-us

Vista NOVA

Wall Frames



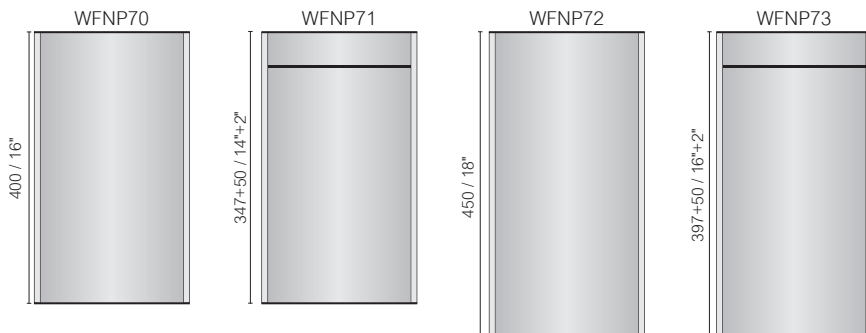
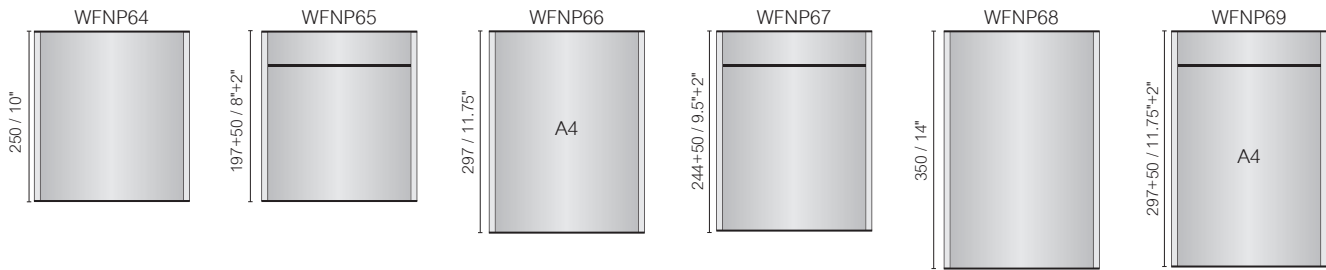
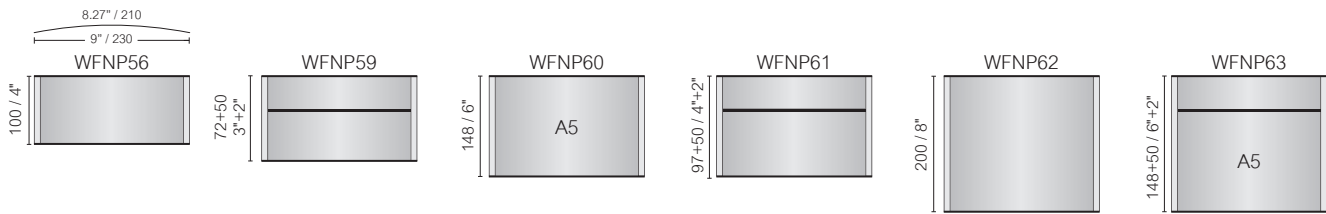
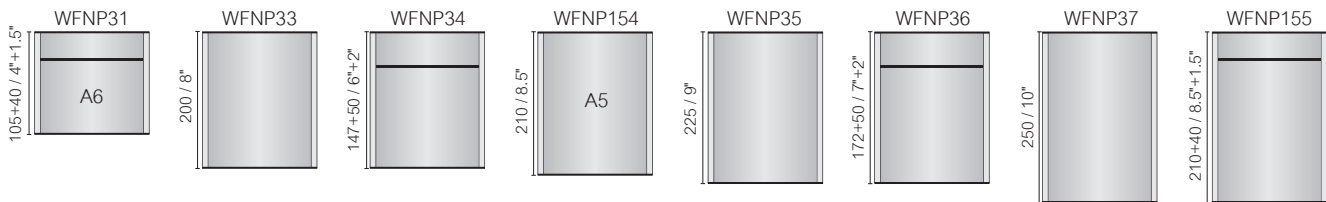
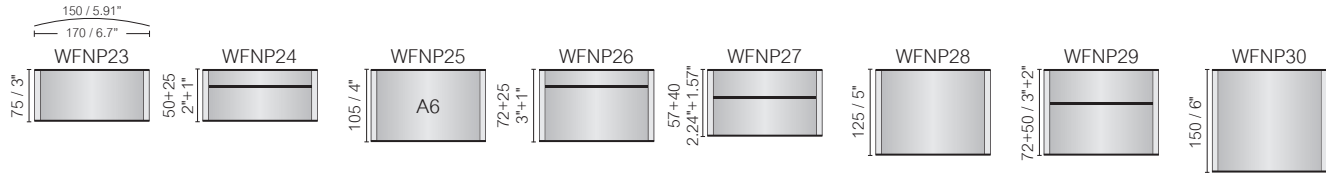
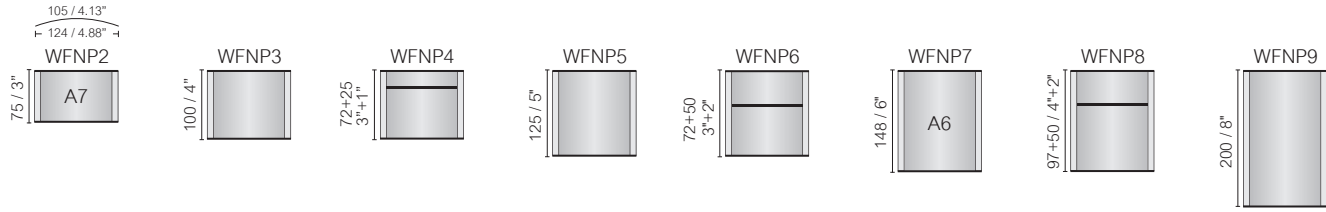
Wall Frames

Wall frames are ideal for displaying information. Vista Nova wall frames are very versatile. They come in many sizes and types and can be easily mounted. Portrait and landscape positions are available. Updating is quick and easy: just remove the printed insert and replace it with a new one. Braille inserts are supported.


N124

N170

N-A4




N-Letter



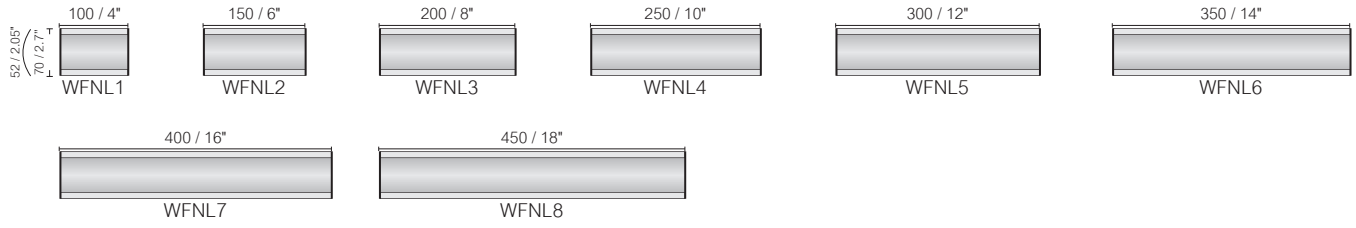
N-11



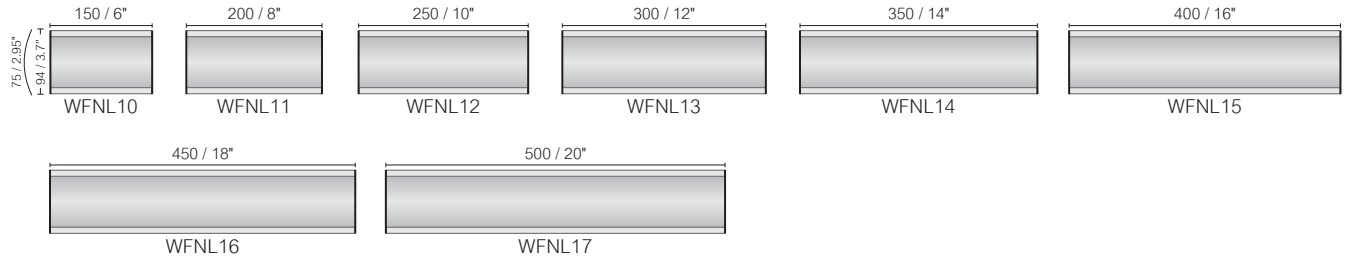


N-A3

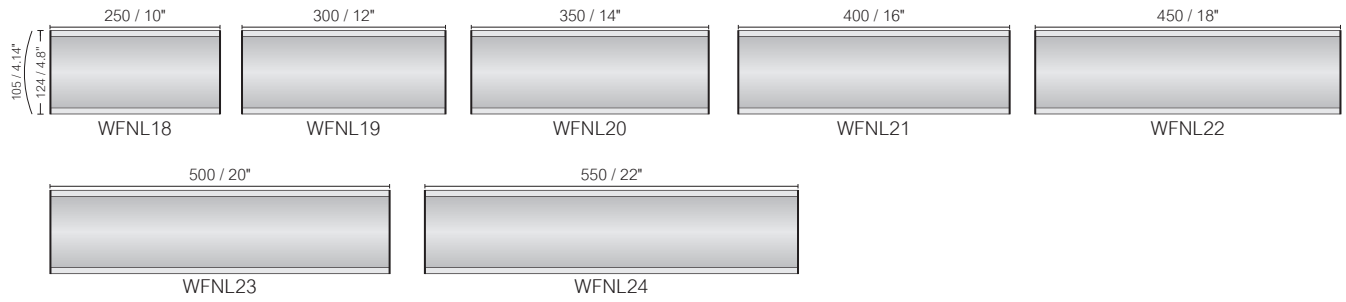
N70



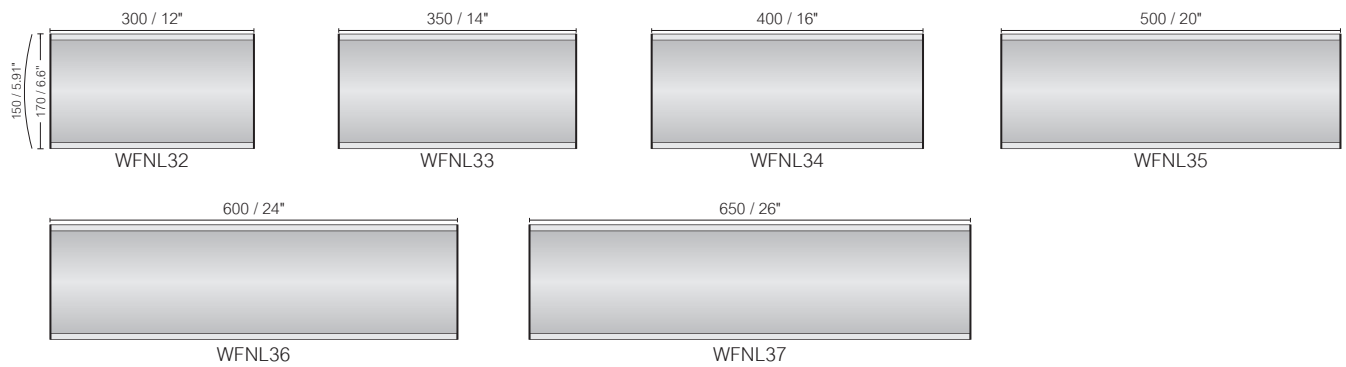
N94



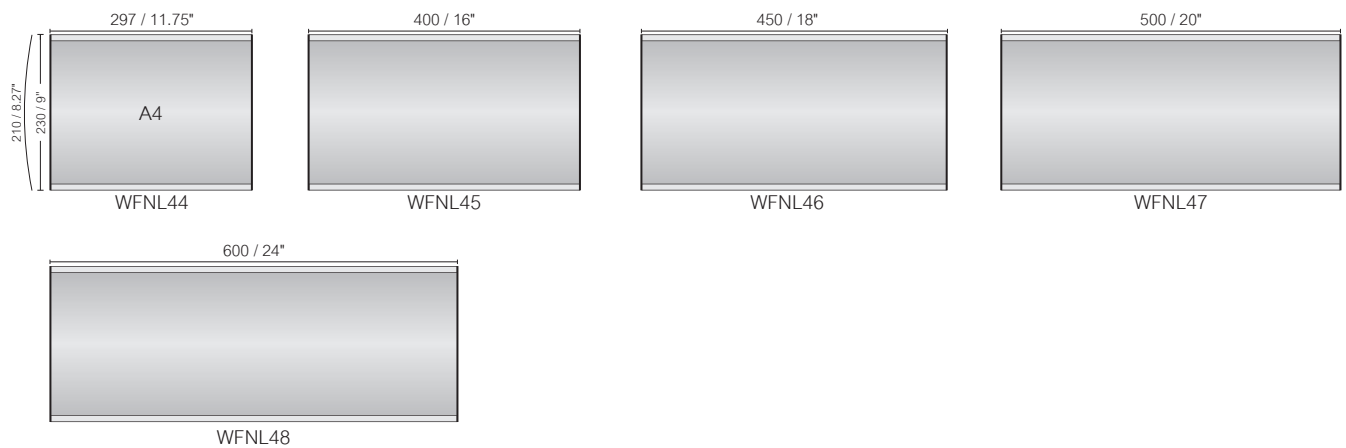
N124

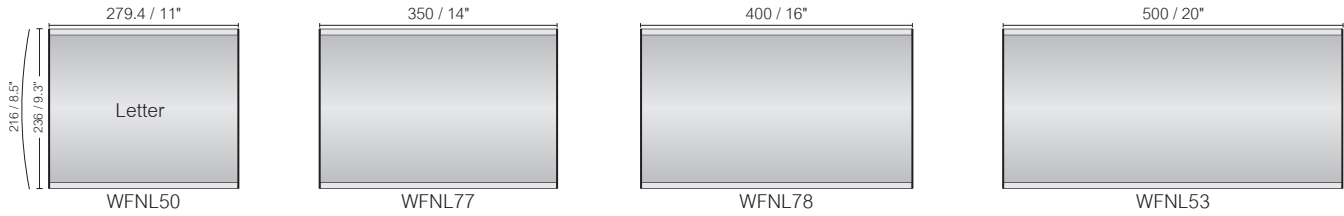


N170



N-A4



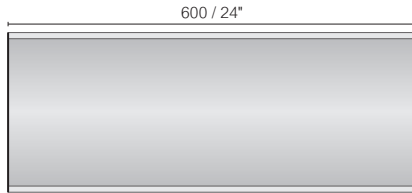


WFNL50

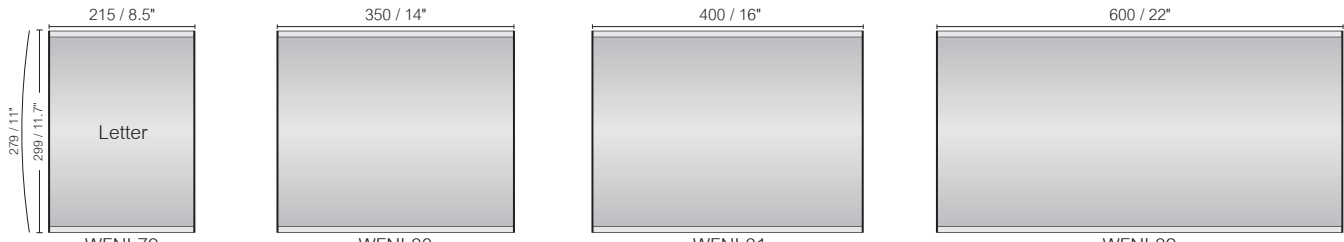
WFNL77

WFNL78

WFNL53



WFNL54

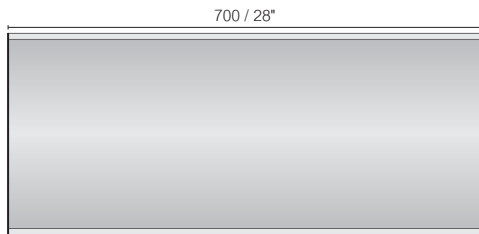


WFNL79

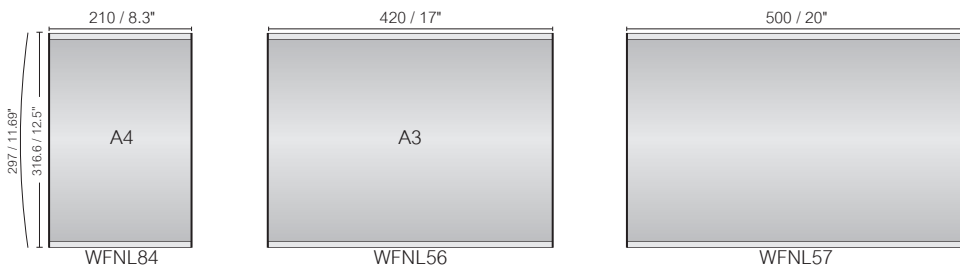
WFNL80

WFNL81

WFNL82



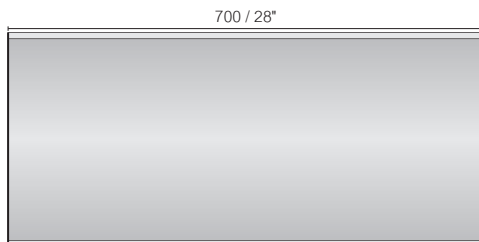
WFNL83



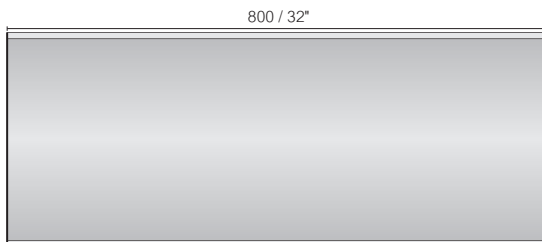
WFNL84

WFNL56

WFNL57



WFNL59



WFNL60

N-Letter

N11

N-A3

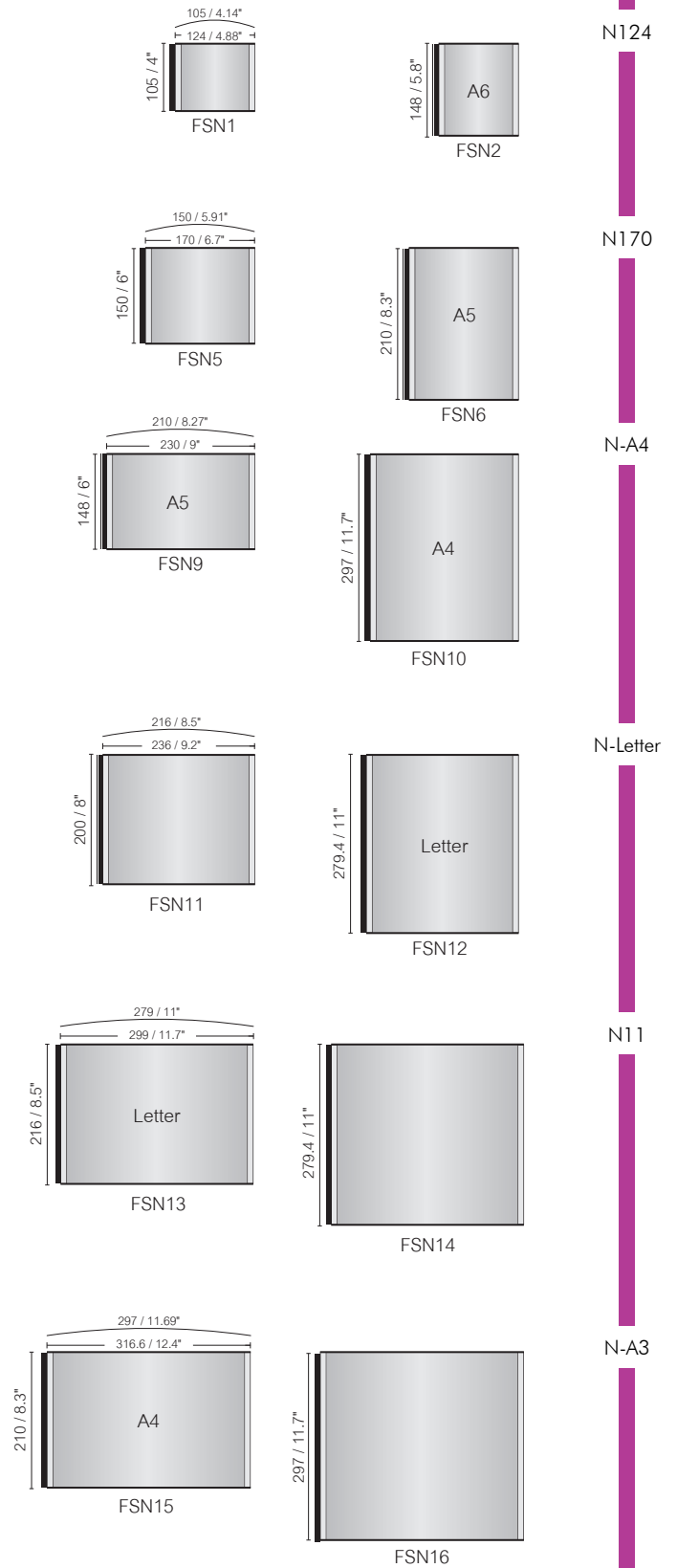
Vista NOVA

Projecting Signs



Projecting Signs

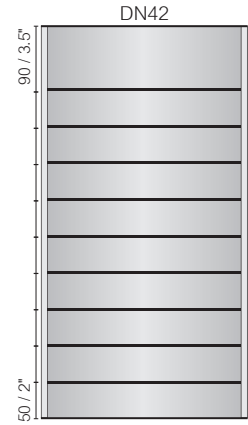
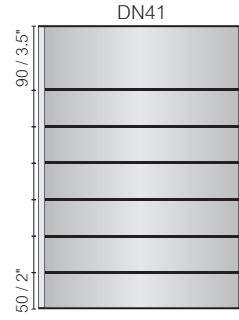
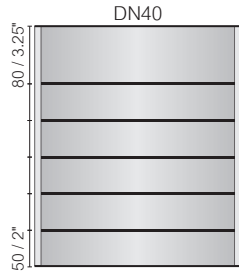
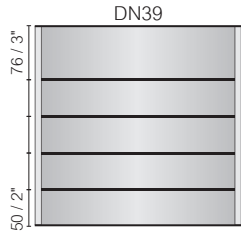
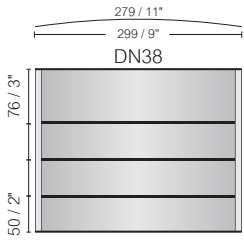
Vista Nova projecting signs, being perpendicular to the wall, are beneficial because they provide extra visibility not present in the other sign types and are more visible from a wide variety of angles. This type of signs is ideal for displaying all kind of information: directional, instructional, warning etc.





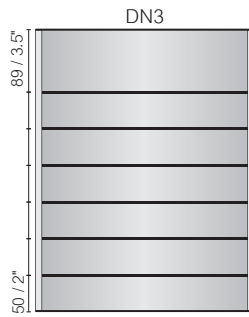
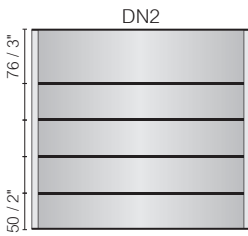
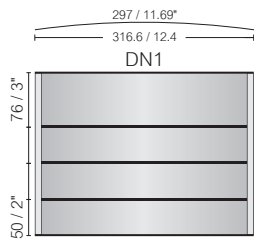


Directories

Wall directory signs are one of the best solutions for directional purposes and/or at-site entrances to increase visibility and orientation for hospitals, hotels, schools, office buildings, universities, airports, etc. Vista Nova offers several types of wall directories: Single sign directory, multi-panel directory and multi-signs directory.

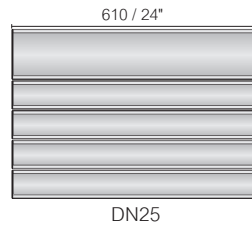
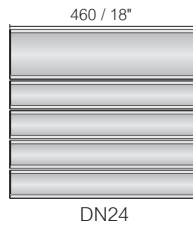
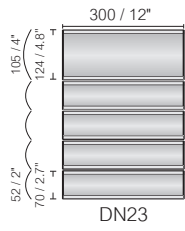


N11

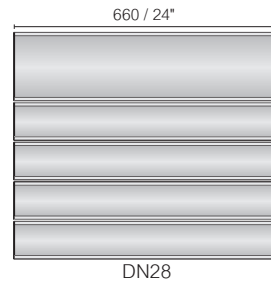
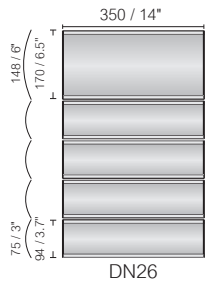


N-A3

N124
N70
N70
N70
N70

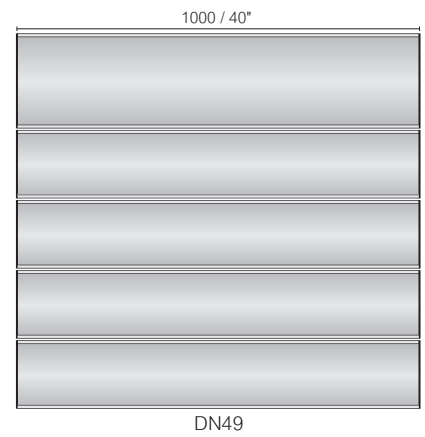

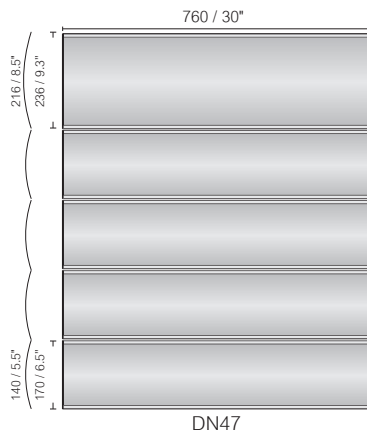


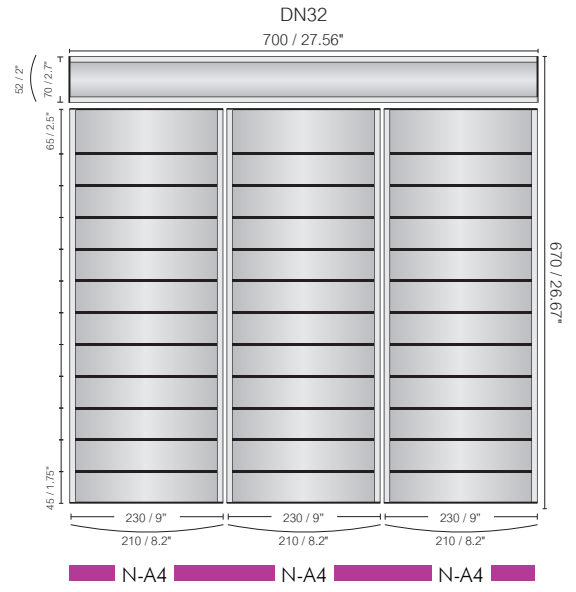
N170
N94
N94
N94
N94



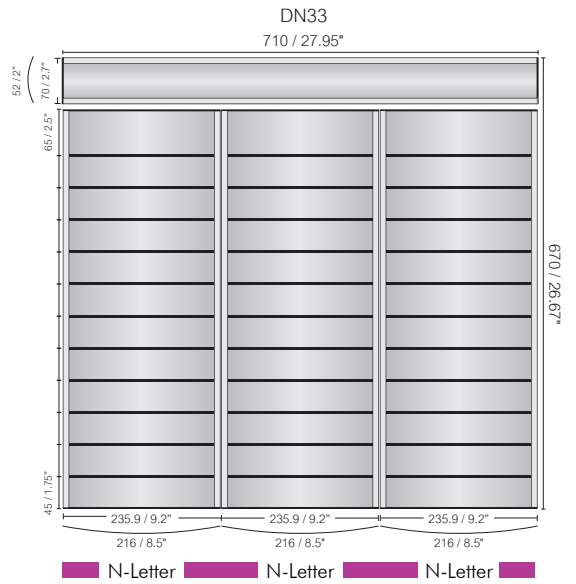
N-Letter

N170
N170
N170
N170

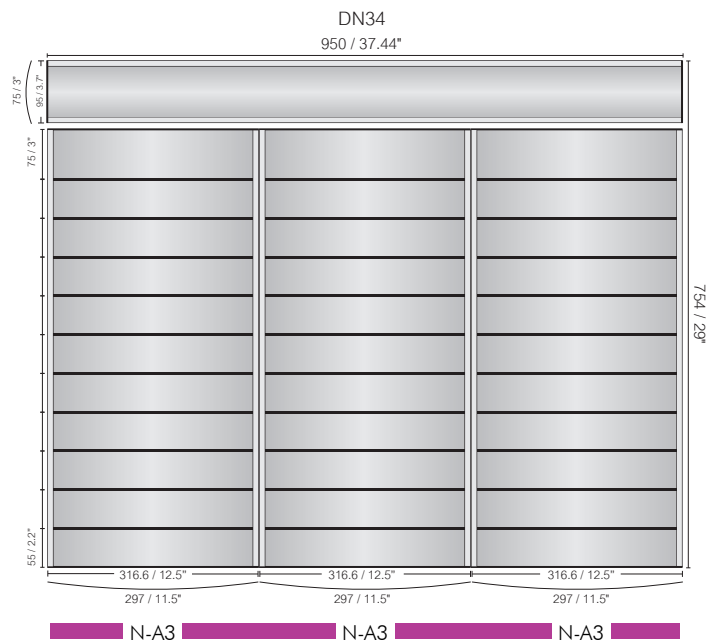




N70



N70



N94

Vista NOVA

Table Stands



Table Stands

Vista Nova table stands come in two different designs:

- Kangaroo style – a portrait positioned table stand
- Boomerang style - a landscape positioned table stand

Both types are designed to accept standard paper or other sign substrates. They are available in many sizes, and are very easy to assemble.

<p>74 / 2.9" 52 / 2.05" 70 / 2.77" A8 TN63</p>	<p>100 / 4" TN21</p>	<p>150 / 6" TN22</p>	<p>200 / 8" TN23</p>	N70
<p>105 / 4" 75 / 2.35" 84 / 3.7" A7 TN24</p>	<p>150 / 6" TN25</p>	<p>200 / 8" TN26</p>		N94
<p>148 / 5.8" 105 / 4.14" 124 / 4.48" A6 TN27</p>	<p>200 / 8" TN28</p>	<p>250 / 10" TN29</p>		N124
<p>150 / 6" 150 / 5.91" 170 / 6.7" TN33</p>	<p>210 / 8.5" A5 TN34</p>	<p>250 / 10" TN35</p>		N170
<p>148 / 6" 210 / 8.27" 230 / 9" A5 TN67</p>	<p>200 / 8" TN39</p>	<p>250 / 10" TN40</p>	<p>297 / 11.75" A4 TN41</p>	N-A4
<p>215 / 8.5" 216 / 8.5" 236 / 9.3" TN51</p>	<p>279.4 / 11" Letter TN52</p>	<p>350 / 14" TN53</p>		N-Letter
<p>215 / 8.5" 270 / 11" 289 / 11.7" Letter TN54</p>	<p>279.4 / 11" TN55</p>	<p>350 / 14" TN56</p>		N-11
<p>210 / 8.5 287 / 11.6" 316.6 / 12.46" A4 TN60</p>	<p>350 / 14" TN61</p>	<p>420 / 16.5" A3 TN62</p>		N-A3



Vista NOVA

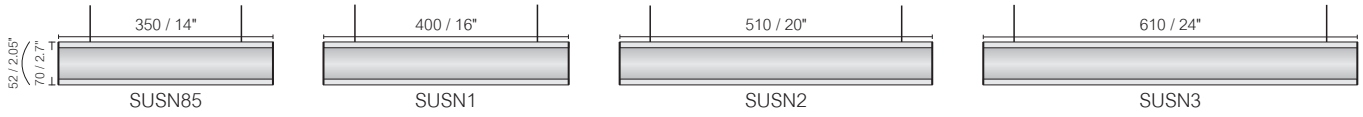
Suspended Signs



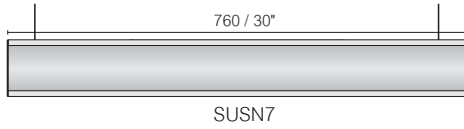
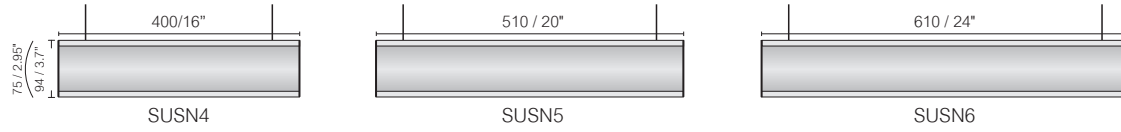
Suspended Signs

Vista Nova suspended signs are very elegant. They are mounted to the ceiling, so they are visible from a distance and can be seen from a wide range of viewing angles. For this reason they are ideal as way-finding signs at hospital hallways, shopping malls open areas, bank departments and so on.

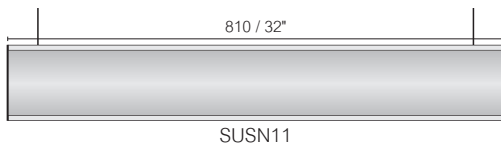
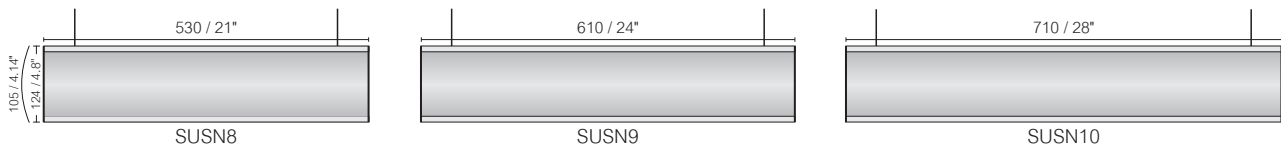
N70



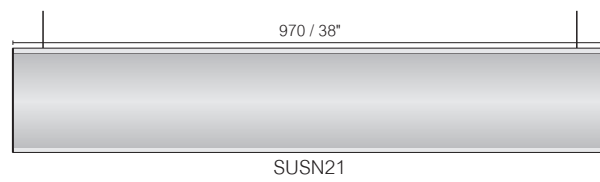
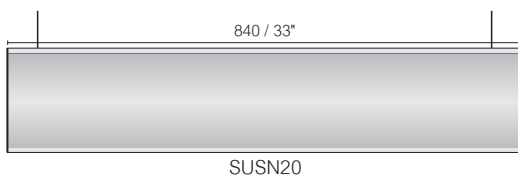
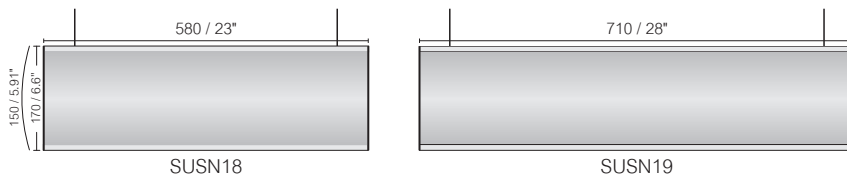
N94



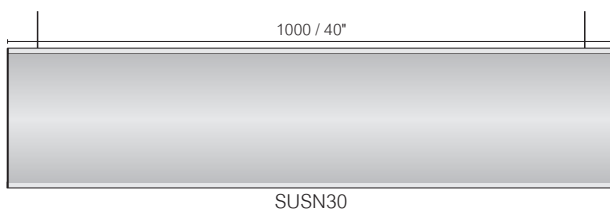
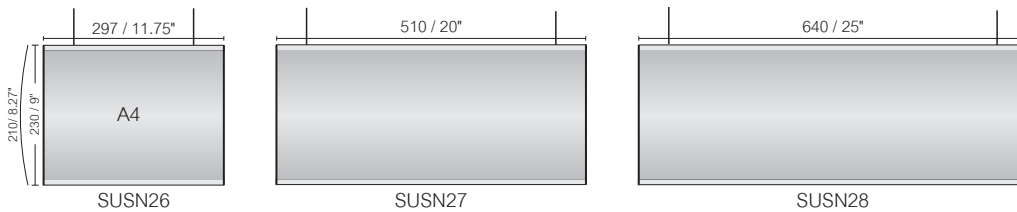
N124

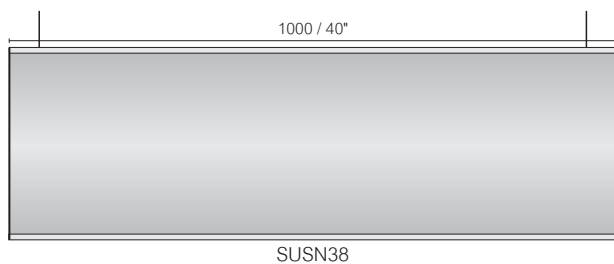
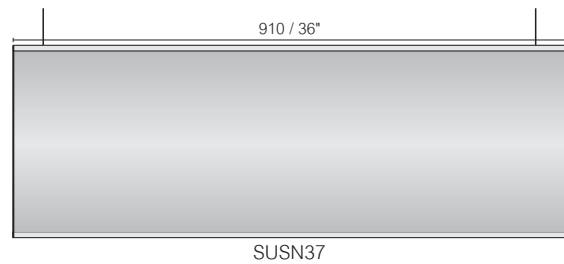
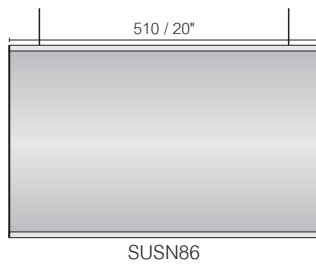
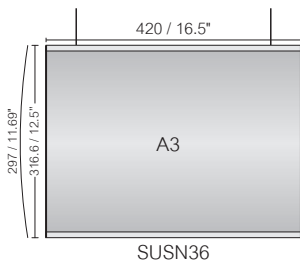
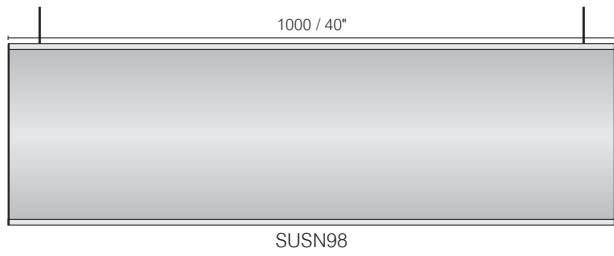
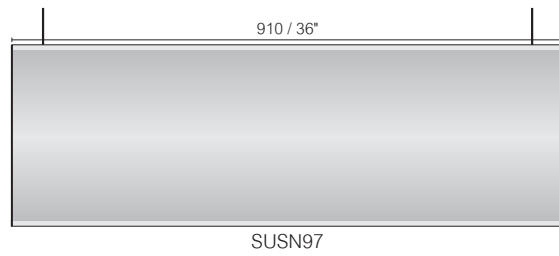
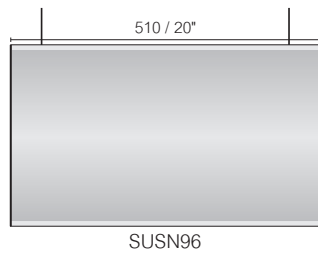
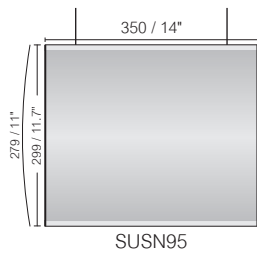
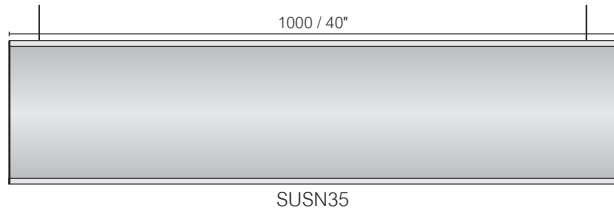
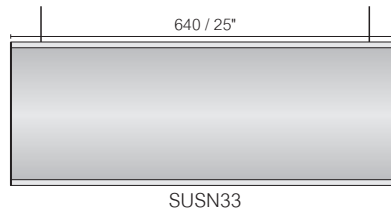
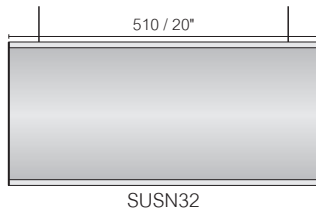
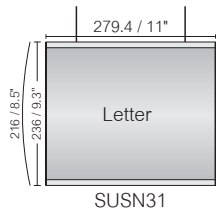


N170



N-A4

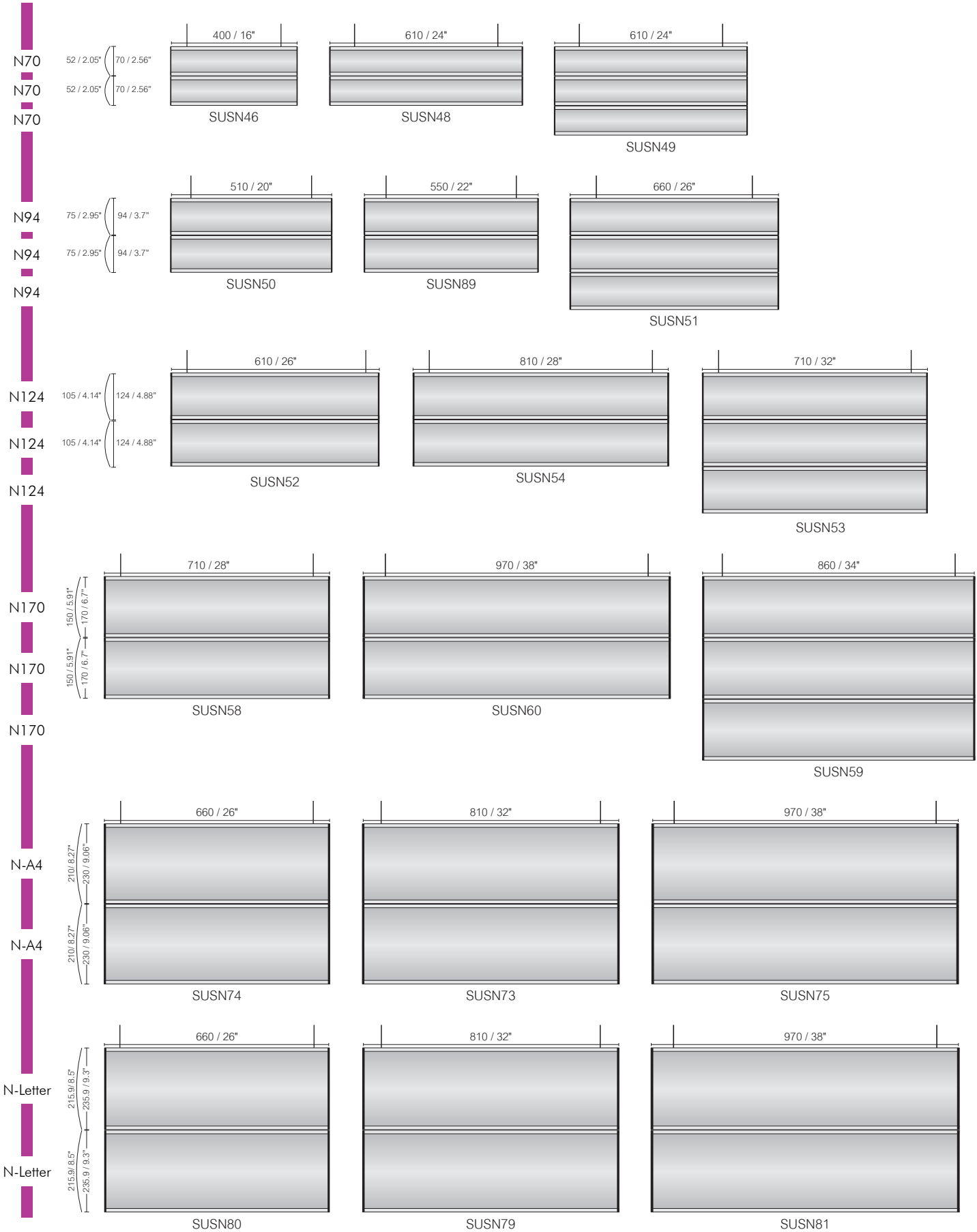


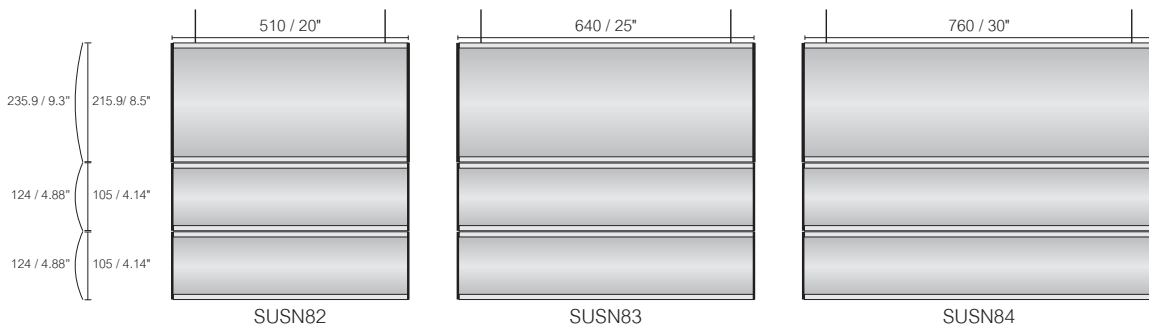
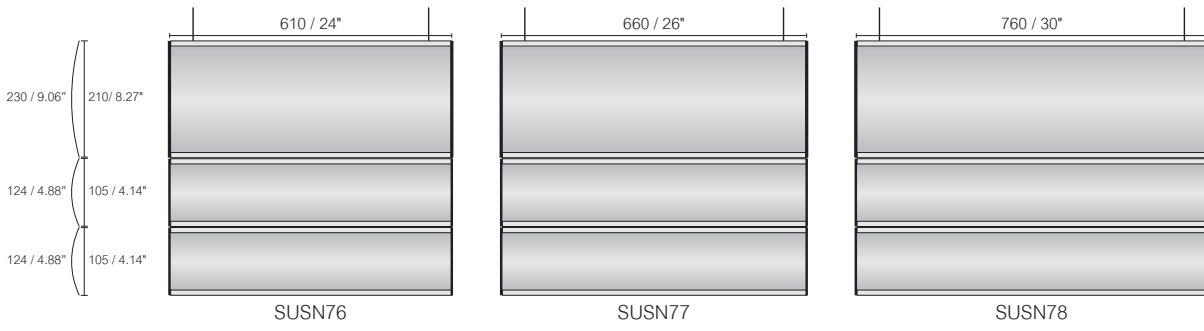
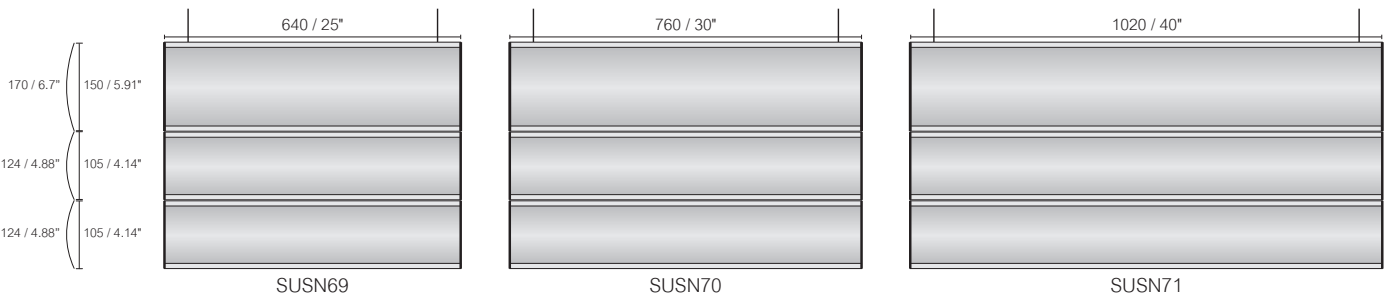
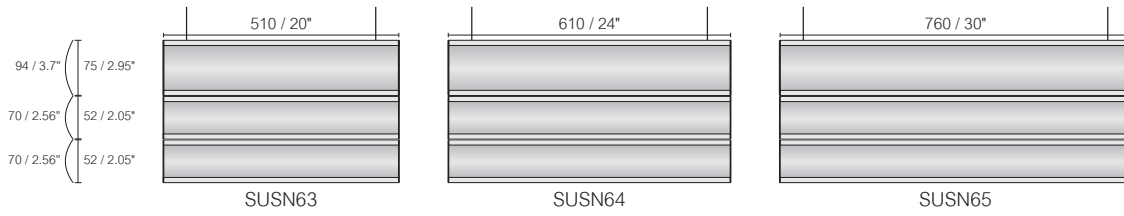


N-Letter

N11

N-A3





N94
N70
N70

N170
N124
N124

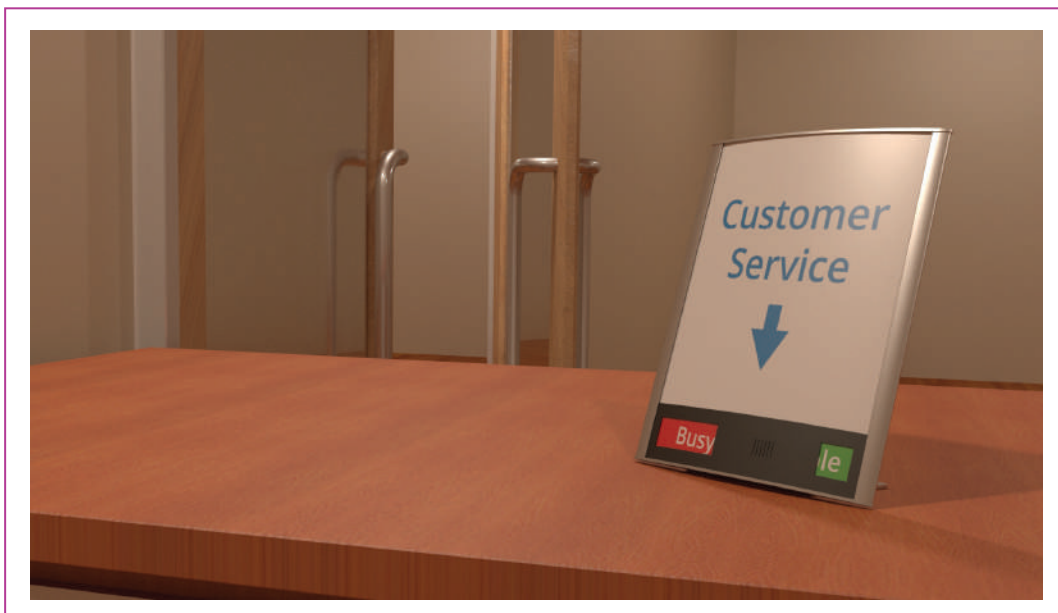
N-A4
N124
N124

N-Letter
N124
N124

Smart Slider Solutions for the Vista Nova line

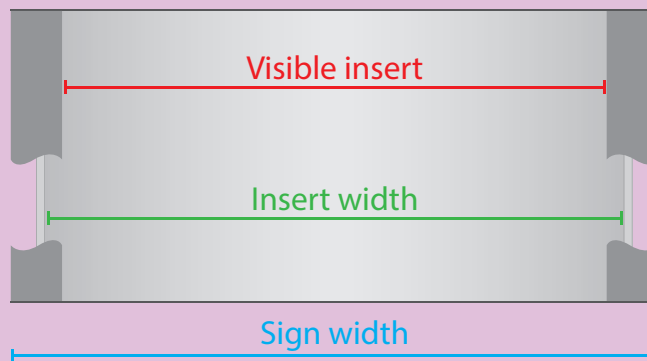
Now, it's easier than ever to display the availability of offices, clinics, conference rooms, classrooms, and more. As part of its vision to provide a complete solution for any wayfinding project, Vista offers a single sign with interchangeable graphics, serving as a versatile and efficient solution. It's both clever and cost-effective. The slider sign adds a touch of personalization, while the frame provides the perfect background without overpowering the message.


Discover more in the Slider chapter.



Measurements table


Sign size	Visible insert	Insert width	Sign width	Recommended Max. length
VN70	47.5mm / 1.87"	52mm / 2.05"	70mm / 2.56"	4000mm / 157.5"
VN94	71mm / 2.9"	75mm / 2.95"	94mm / 3.7"	4000mm / 157.5"
VN124	96.5mm / 3.8"	105mm / 4.14"	124mm / 4.88"	4000mm / 157.5"
VN170	142.7mm / 5.62"	150mm / 5.91"	170mm / 6.7"	3000mm / 118"
VN-A4	203.2mm / 8"	210mm / 8.27"	230mm / 9.06"	1500mm/60"
VN-Letter	209.5mm / 8.25"	215.9mm / 8.5"	235.9mm / 9.3"	1500mm/60"
VN11	272.5mm / 10.73"	279mm / 11"	298.9mm / 11.77"	1500mm/60"
VN-A3	289.4mm / 11.4"	297mm / 11.69"	316.6mm / 12.46"	1500mm/60"
VN-420	412.5mm / 16.24"	420mm/ 16.53"	440mm / 17.32"	2000mm/78"
VN-500	492mm / 19.37"	500mm/ 19.68"	519.7mm / 20.46"	2000mm/78"
VN-600	592mm / 23.30"	600mm / 23.62"	618.5mm / 24.35"	1500mm/60"





Vista VRS

Architectural aluminum frames



- 1/16" or 1/8" wall thickness
- Di-bond / metal front panel
- Silver or black anodize finish
- Custom sizes

Architectural Frames

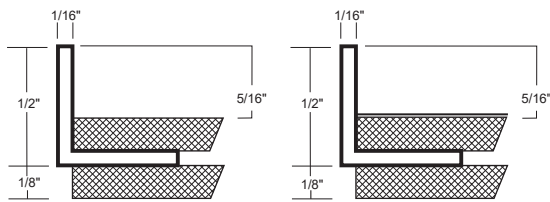
Create wall mounted signs, slider signs and table signs with Vista's VRS extrusions – the perfect choice for elegant room identification signs, poster signs and general wayfinding signs.

The “VRS” Architectural Aluminum Frames are available in custom sizes.

Product Details:

- Silver and Black anodize finishes.
- 1/16” or 1/8” wall thicknesses.
- Square corners.
- Di-bond / metal front panel.

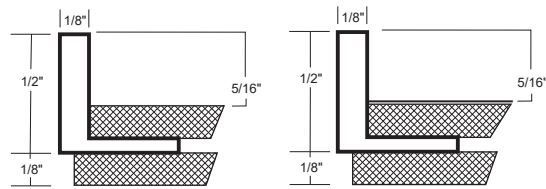
1/16” Wall Thickness



Di-bond sheet


Di-bond sheet + Metal

1/8” Wall Thickness

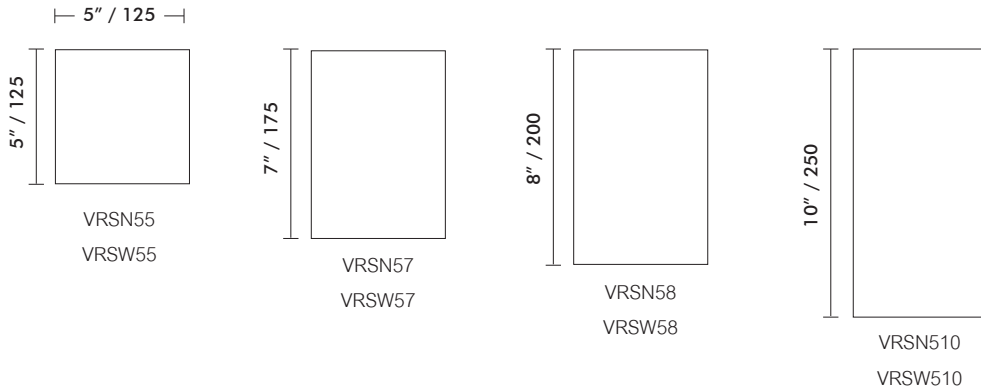


Di-bond sheet

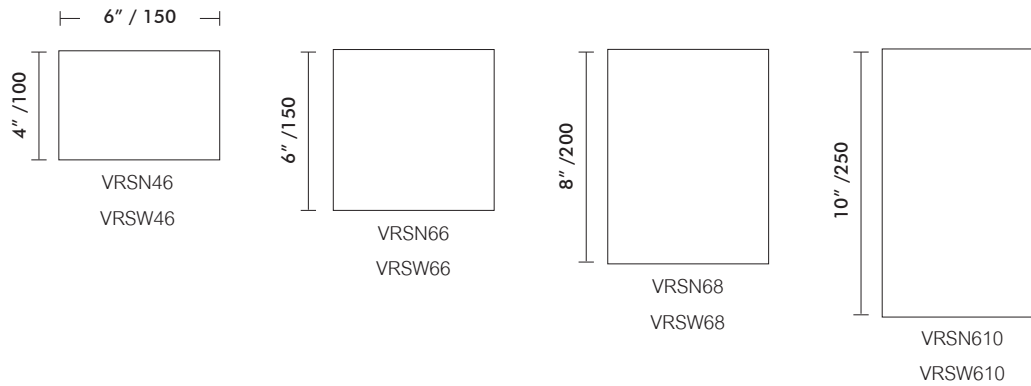
Di-bond sheet + Metal



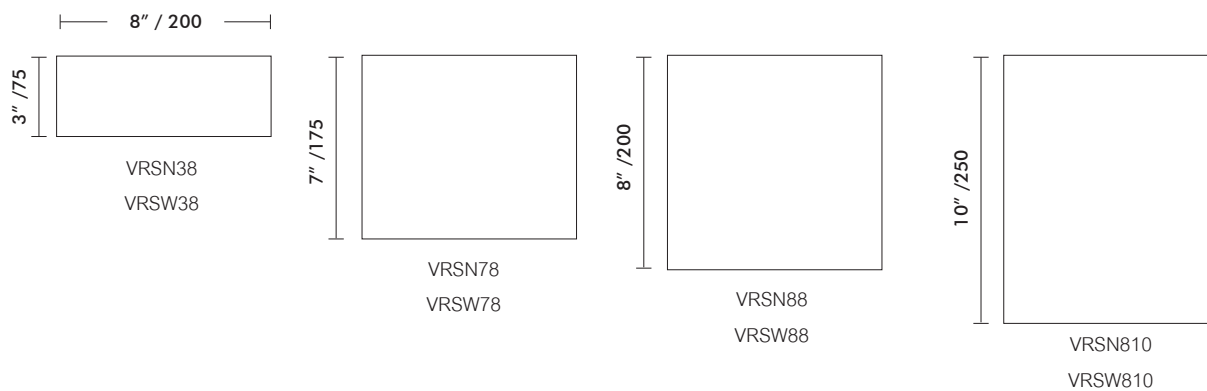
VRS-5



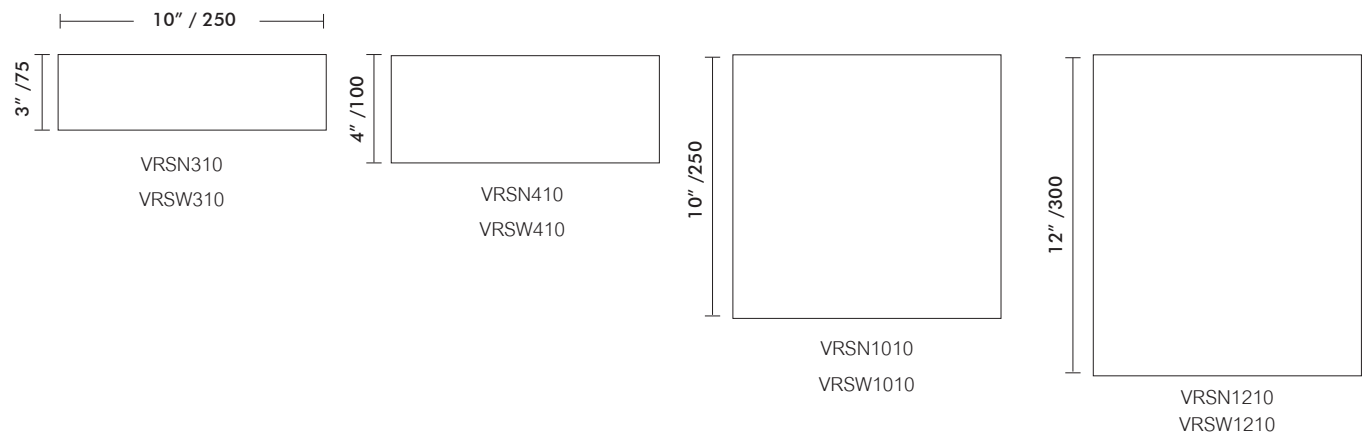
VRS-6



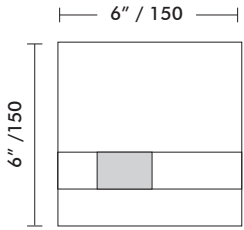
VRS-8



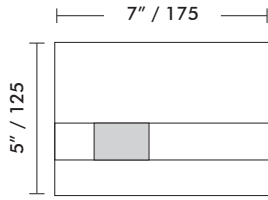
VRS-10



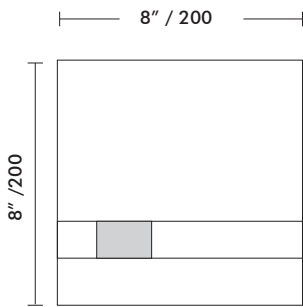
Wall Frames + Slot & Slider



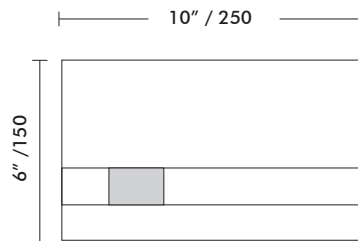
VRSSN66
VRSSW66



VRSSN57
VRSSW57



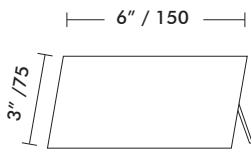
VRSSN88
VRSSW88



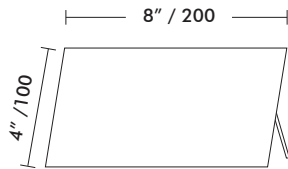
VRSSN610
VRSSW610



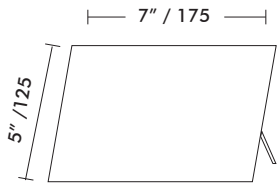
Table Frames



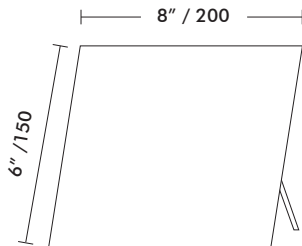
VRSTN36
VRSTW36



VRSTN48
VRSTW48



VRSTN57
VRSTW57



VRSTN68
VRSTW68



VRS Channels

Use VRS channels to create wall holders at your desired length. This popular product is a great solution for every door entrance.

Measurements:

- 1" Insert height, 1/16" material thicknesses.
- 2" Insert height, 1/16" or 1/8" material thicknesses.
- 4" Insert height, 1/16" or 1/8" material thicknesses.



Product Details:

- Silver, Black and Rose Gold anodize finishes.
- Custom lengths.
- Mounting holes per customer request.



1/16" Material Thickness



1/8" Material Thickness

1" / 25	4" / 100 VRSCN14	6" / 150 VRSCN16	8" / 200 VRSCN18	10" / 250 VRSCN110	12" / 300 VRSCN112
2" / 50	4" / 100 VRSCN24 VRSCW24	6" / 150 VRSCN26 VRSCW26	8" / 200 VRSCN28 VRSCW28	10" / 250 VRSCN210 VRSCW210	12" / 300 VRSCN212 VRSCW212
4" / 100	4" / 100 VRSCN44 VRSCW44	6" / 150 VRSCN46 VRSCW46	8" / 200 VRSCN48 VRSCW48	10" / 250 VRSCN210 VRSCW210	12" / 300 VRSCN412 VRSCW412



VistaLight

Lighting up your way



Illuminated Vista Signs

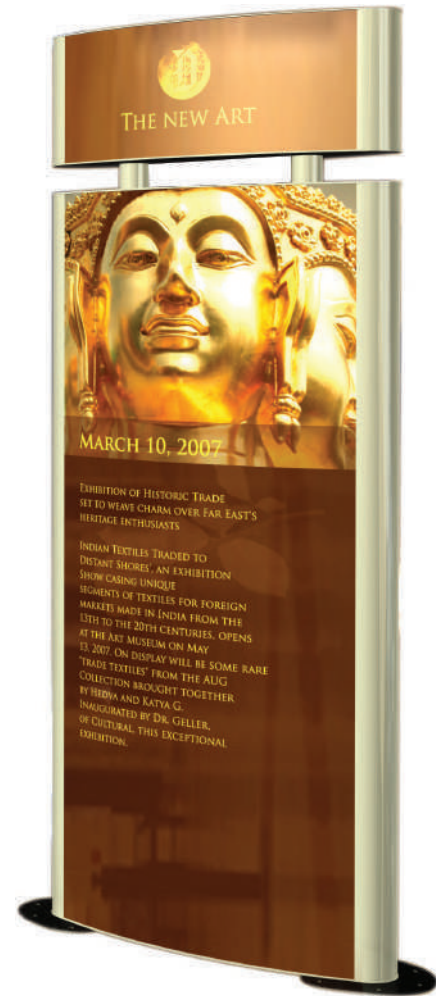
- Convex, double sided signs
- Flat light boxes
- Perfect for advertising
- Easy assembly
- Clean, streamline design
- Aluminum and black finishes
- Environmentally friendly

The Vista Light series includes 2 product lines:

- Convex, double sided signs
- Flat light boxes


The convex, double sided signs can be illuminated with the addition of interior LED lighting, or used with standard sign substrates without illumination.

This line, which is based on Vista System's Modular Curved Frame Technology, has a wide array of sign types: Wall Frames, Projecting Signs, Suspended Signs, Pylons, Post Signs – all can be used with or without lighting.



Vista Light convex frames are offered in ten different widths from 250mm/10" to 1200mm/48", and can be ordered in various heights to accommodate a wide range of applications. This diversity is achieved thanks to 4 profiles: 3 double sided VL profiles, and another 1 single sided profile.


Depending on the sign measurements, reinforcement elements can be added in order to strengthen the sign structure.



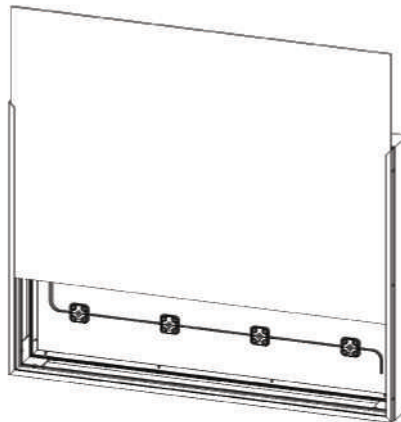
Profile Sign Width	VL250	VL300	VL400	VL500	VL600	VL700	VL800	VL900	VL1000	VL1100	VL1200
VL1	V	V	V	**							
VL2				V	V	V	*	*	*	*	*
VL3							V	V	V	V	V
KAV1	V	V	V	V	V	V	V	V	V	V	V

** Wall Mounted | * up to 2000mm

The unique design of the system allows the use of two panels for inserting temporary artwork that needs to be changed out often, such as posters.



Vista flat Light Boxes are available both in single and double-sided formats. These signs are composed of an aluminum frame and a pane (or 2 panes) of frosted substrate. For easy change of graphics, the frame opens on one side, allowing the graphic substrate to slide into specially designed channels.



Suitable for both indoor and outdoor use, Vista Light frames are a perfect solution for show rooms, lobbies, displays, parking garages, advertising, point of purchase, shopping malls, trade shows etc. Its clean, streamline appearance harmonizes with the entire project.

Standard finishes for VL profiles are available in silver or black anodize.



Vista Light Sample Signs

Double sided suspended Vista Light sign, VL250*500mm, including two different type of endcaps: aluminum and plastic.



Single sided flat light box, 16"*18" (414*452 mm) including "cut-out" graphics and LED lenses illumination.



Try for yourself!

and see how elegant and easy using Vista Light signs are.



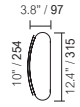
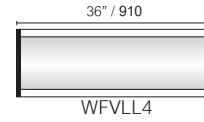
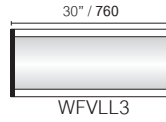
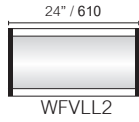
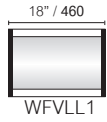
Call and ask for Vista Light sample sign now!

For local contact details visit:
www.vistasystem.com/contact-us

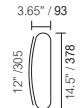
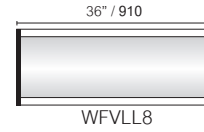
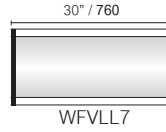
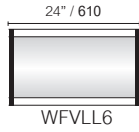
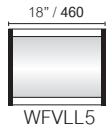


VL Wall Signs

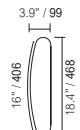
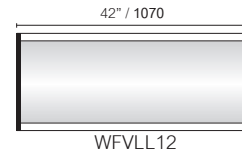
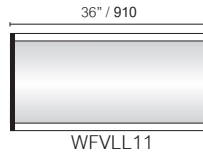
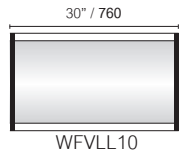
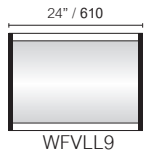
Vista Light wall frames are a perfect solution for posters, and provide POP advertising with enhanced visibility and beauty, thanks to the curved design of the frames.



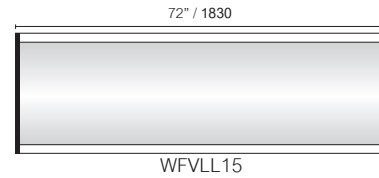
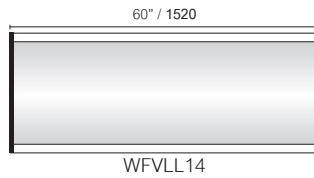
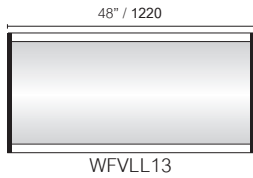
VL250



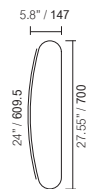
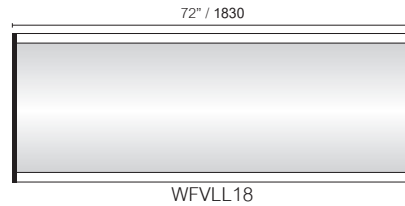
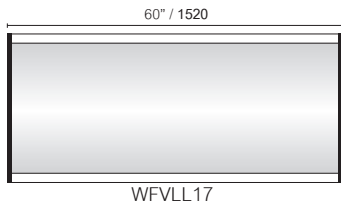
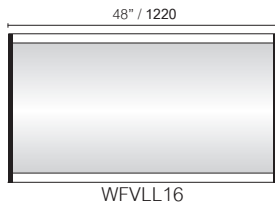
VL300



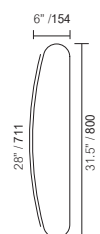
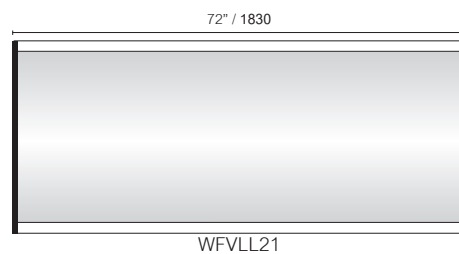
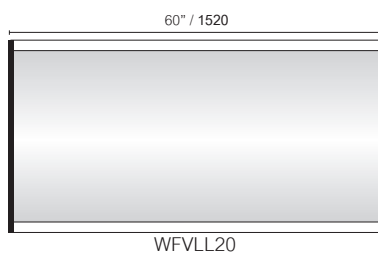
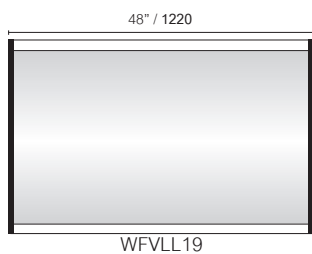
VL400



VL500

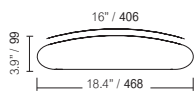


VL600



VL700

VL400



WFVLP1



WFVLP2



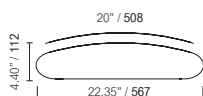
WFVLP3



WFVLP4



VL500



WFVLP5



WFVLP6



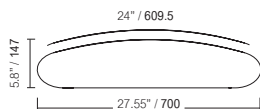
WFVLP7



WFVLP8



VL600



WFVLP9



WFVLP10



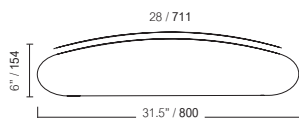
WFVLP11



WFVLP12



VL700




WFVLP13



WFVLP14



WFVLP15



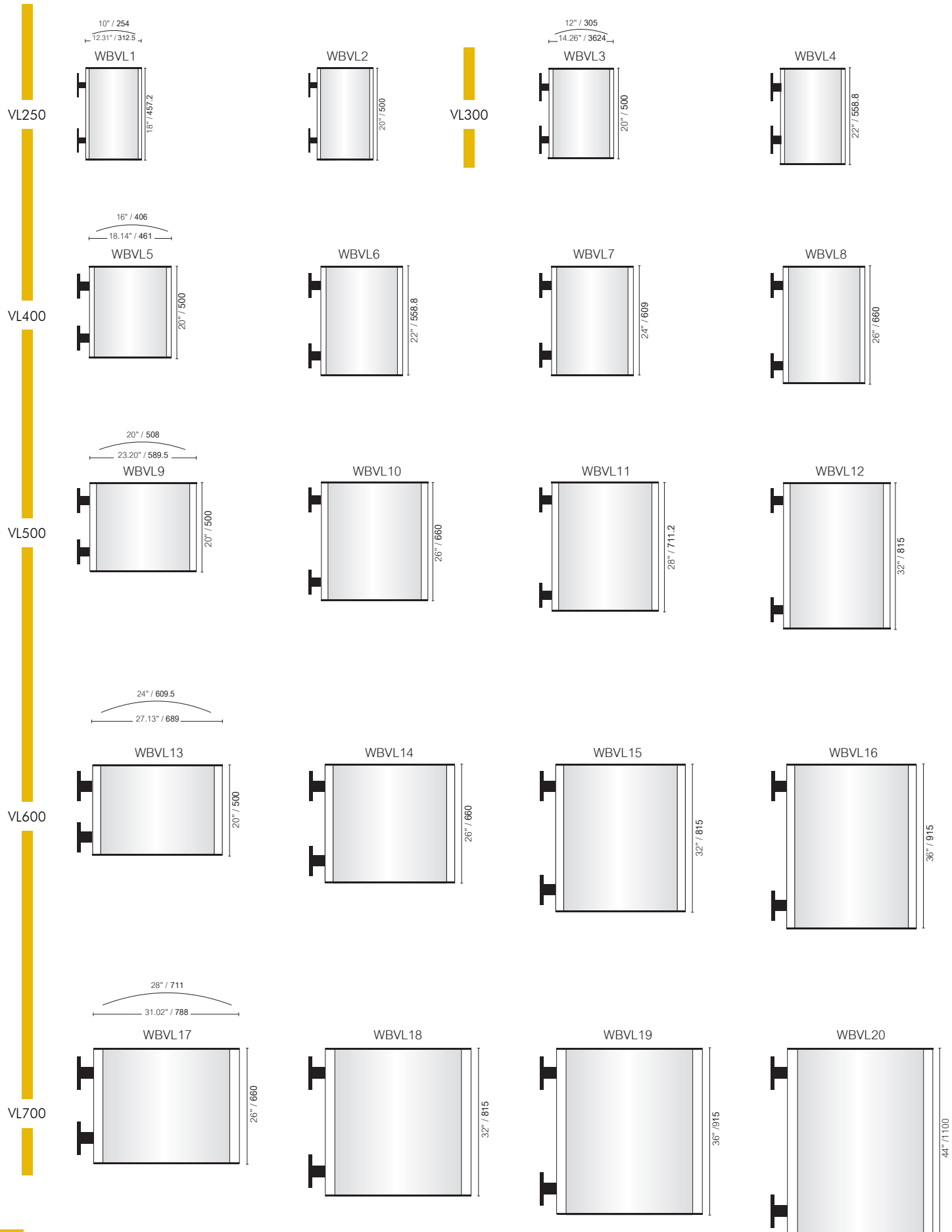
WFVLP16





VL Projecting Signs

The Vista Light projecting frames are like small pylon signs. They are attractively priced and can also be used as an overhead sign mounted to the ceiling.



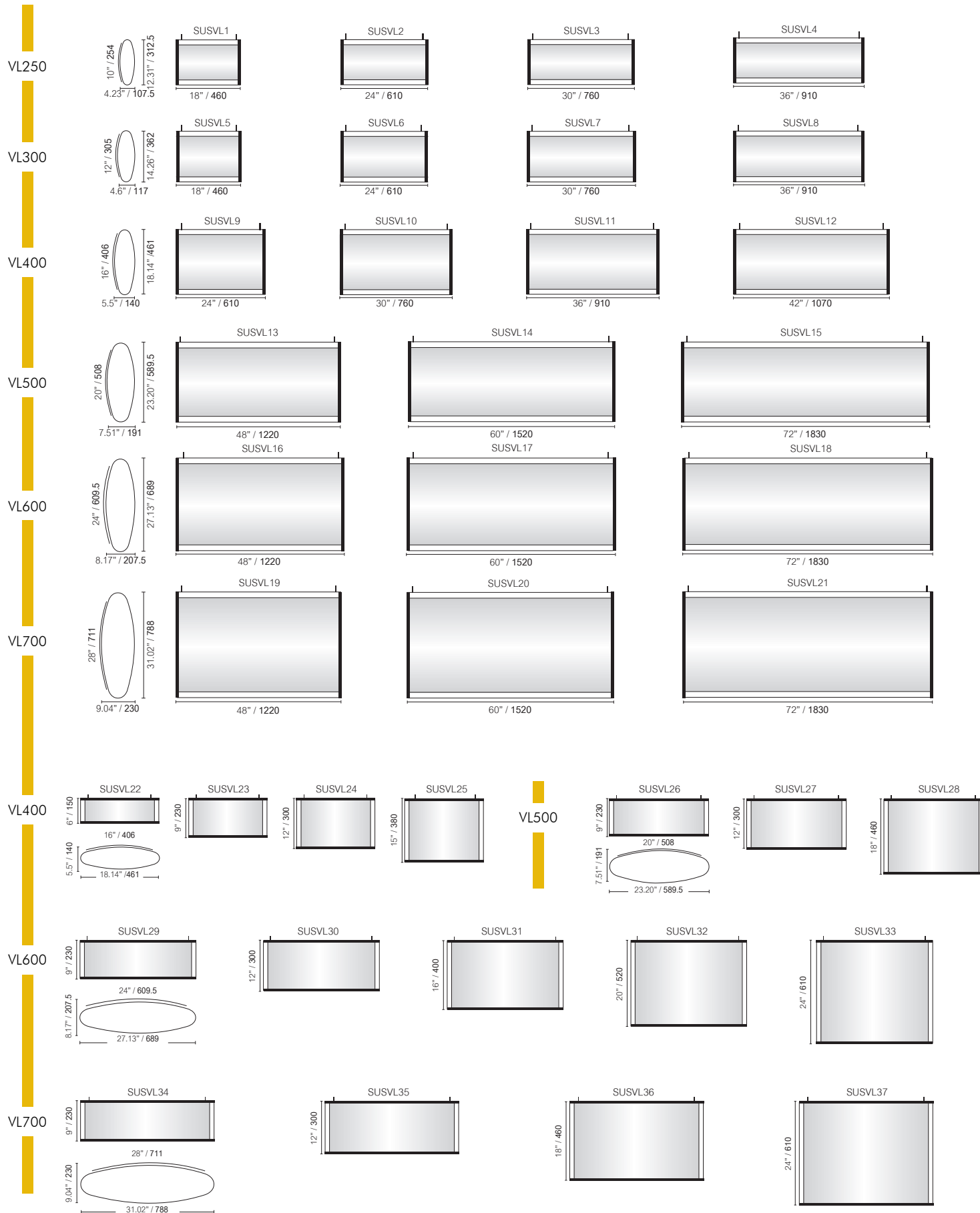
Vista Light

VL Suspended Signs



VL Suspended Signs

The Vista Light series provides a great solution for suspended signs with or without internal illumination. The system is lightweight and available in a variety of sizes. Simply insert any flexible material between the extrusions.



Vista Light

VL Post Signs



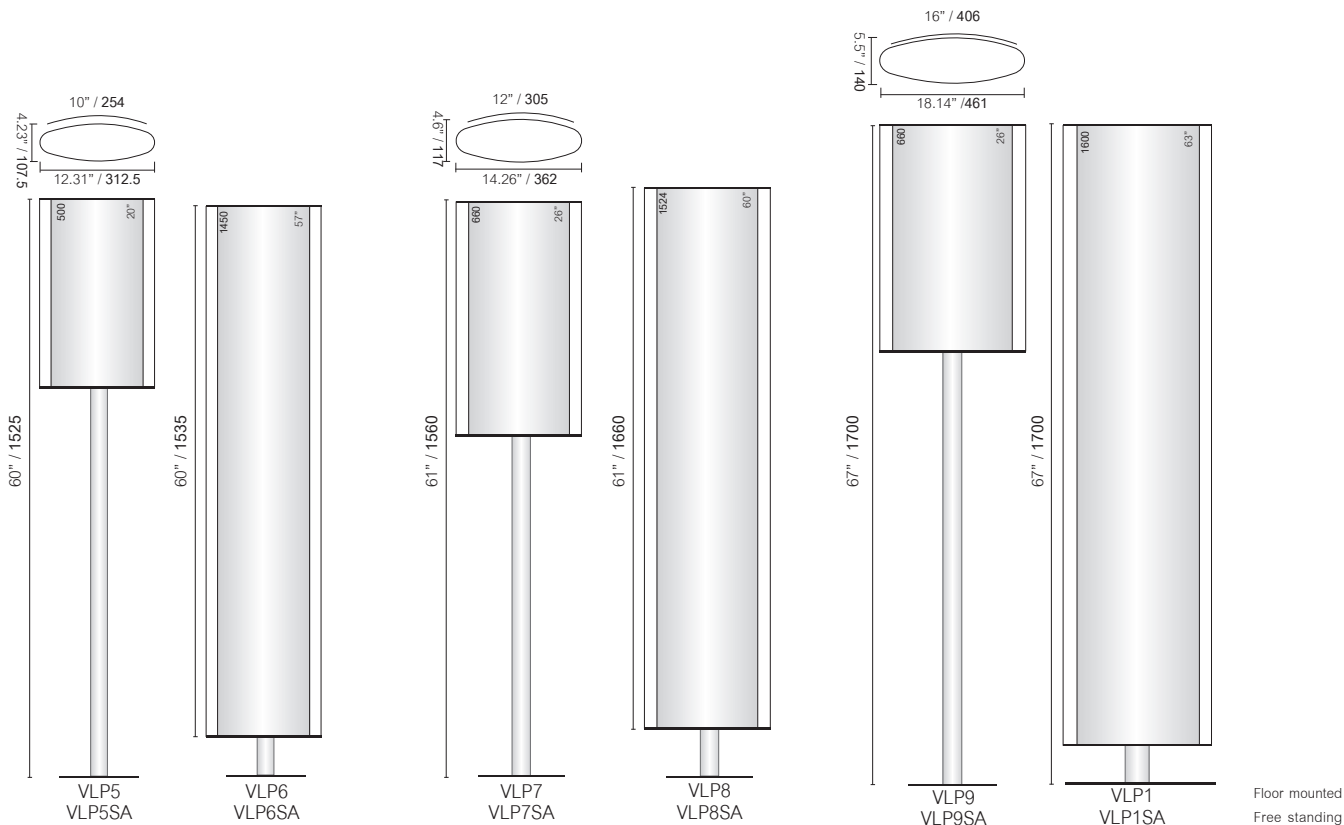
VL Post Signs

A single post and base is shown supporting a double-sided Vista Light design. Sign frames and post heights are adjustable.

VL250

VL300

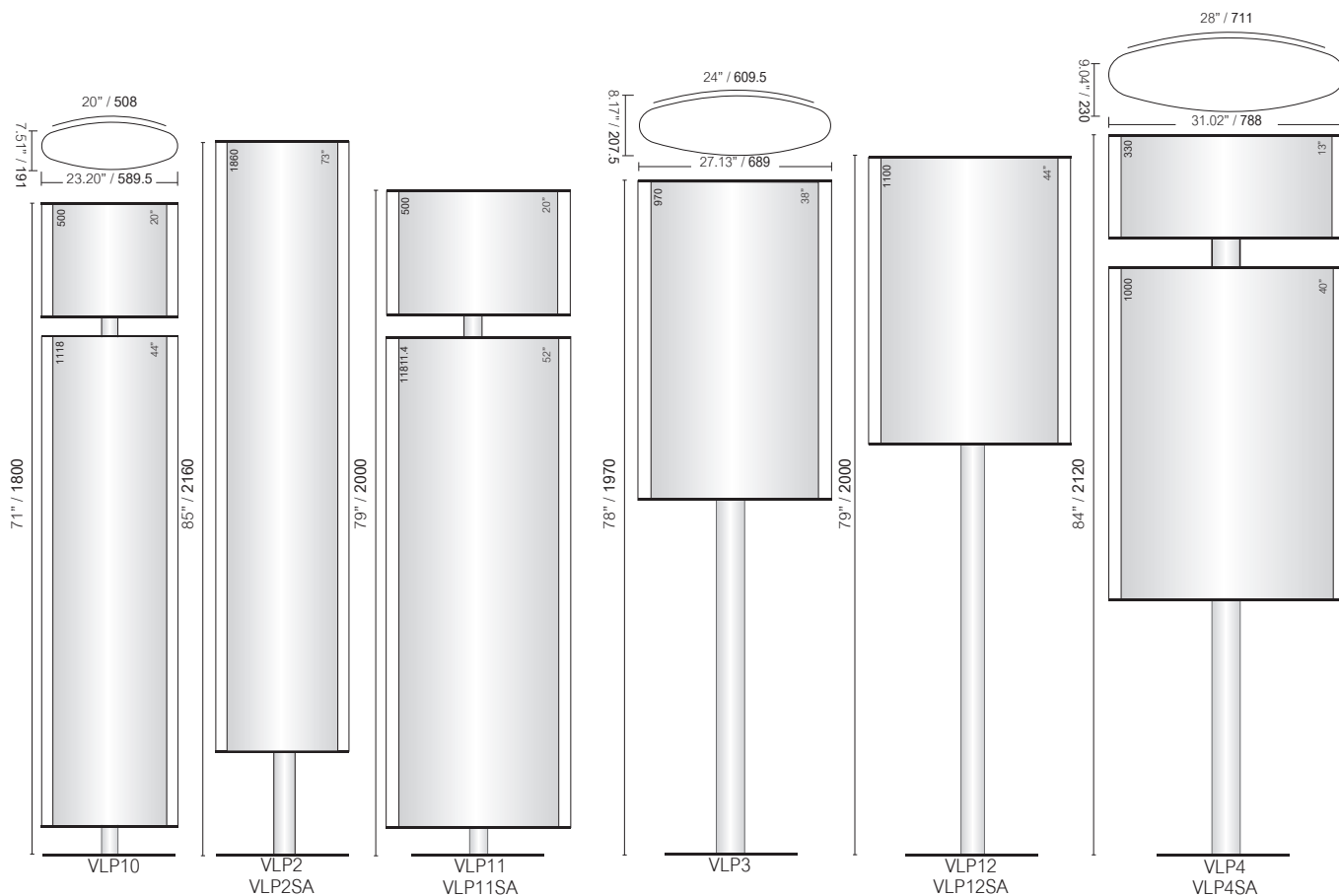
VL400



VL500

VL600

VL700



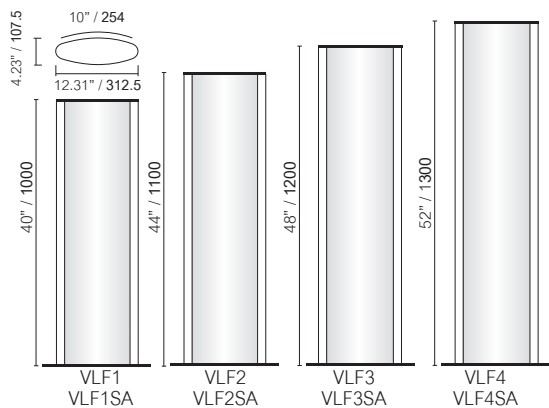


VL Pylons

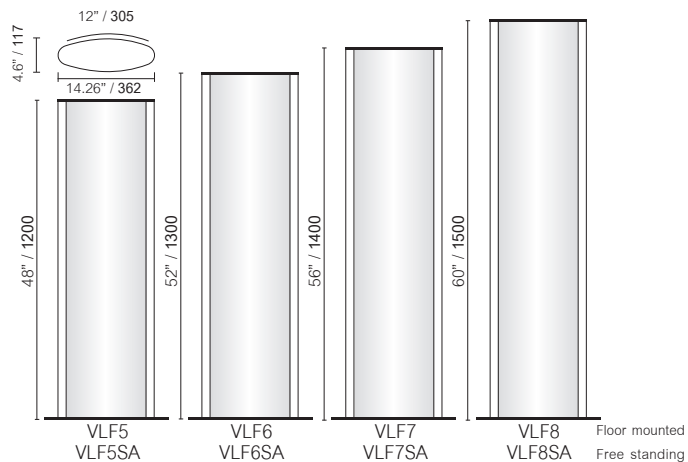
Great for show rooms, lobbies, displays, parking garages, advertising, point of purchase, shopping centers, trade shows etc.

Bases are available for both permanent and portable applications.

VL250

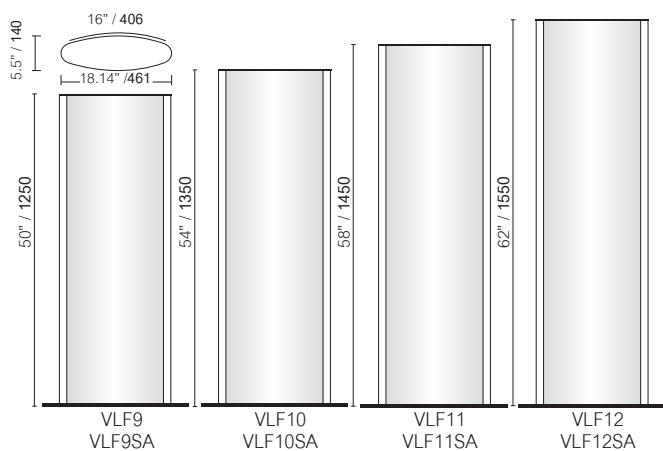


VL300

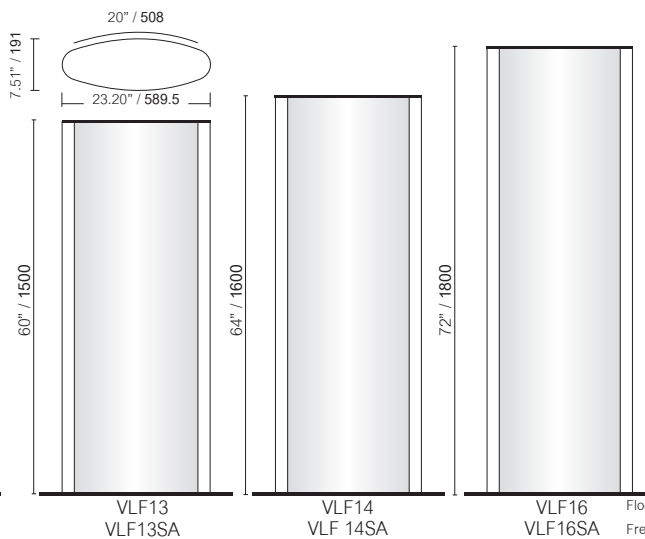


Floor mounted
Free standing

VL400

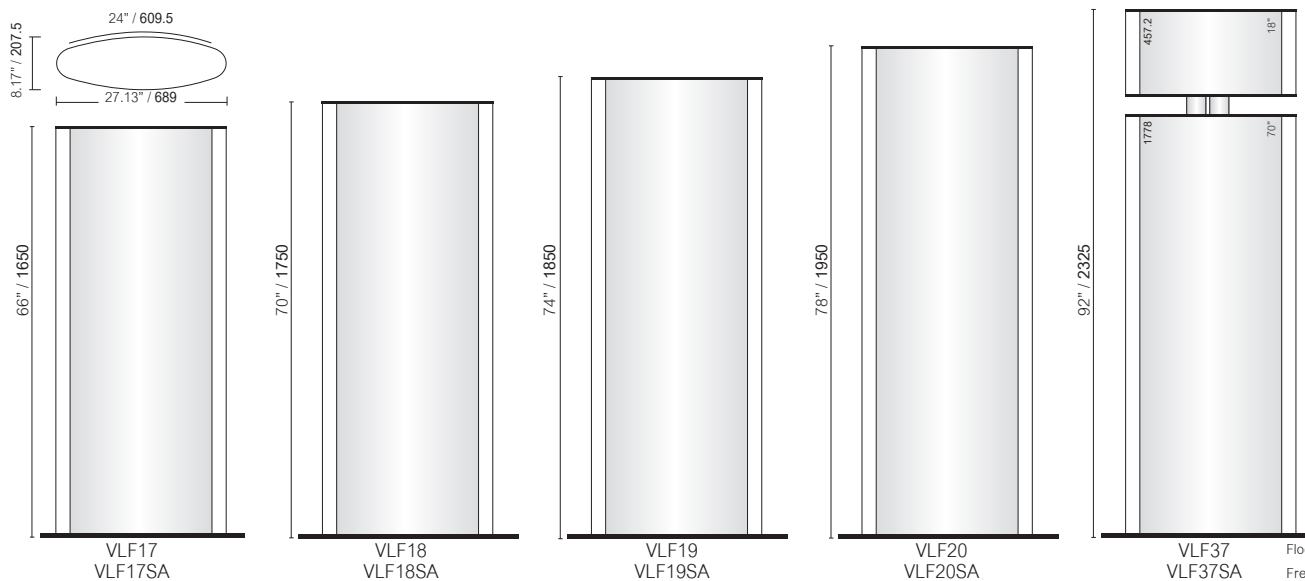


VL500



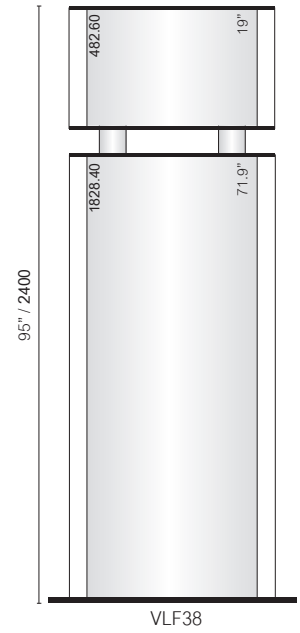
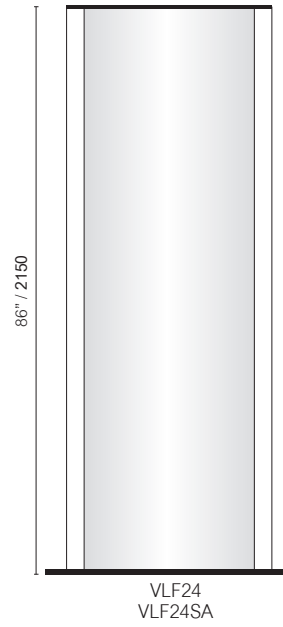
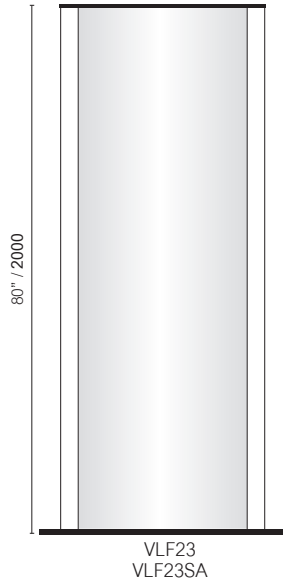
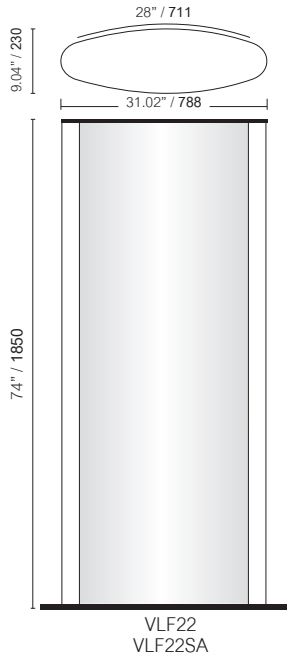
Floor mounted
Free standing

VL600

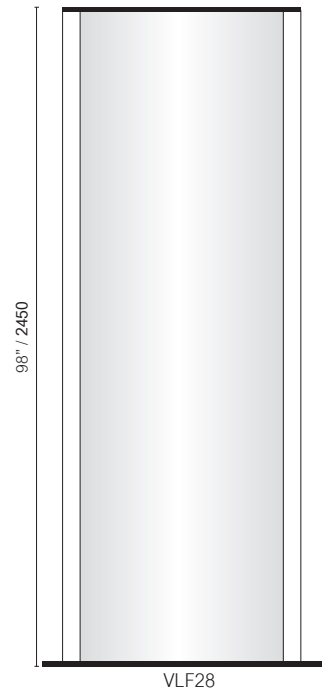
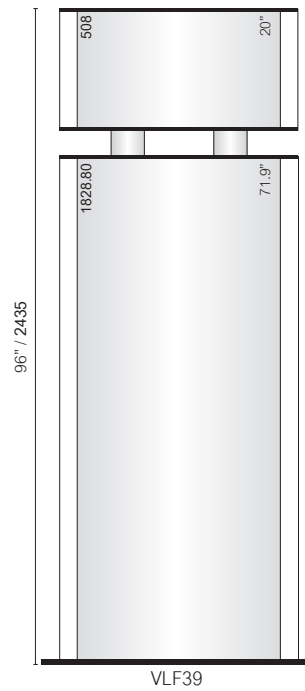
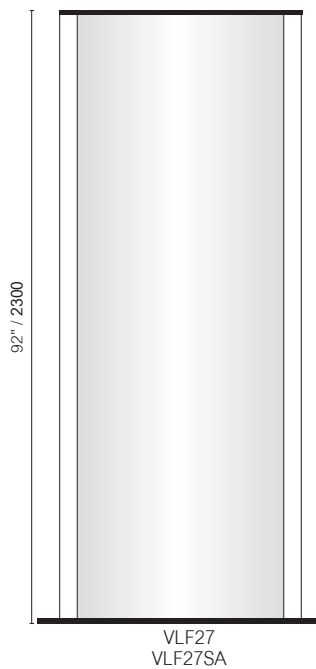
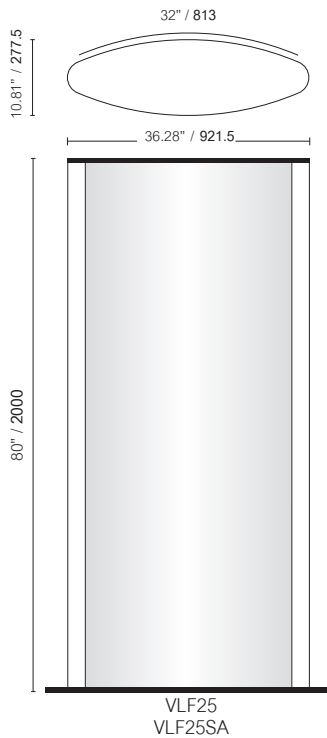


Floor mounted
Free standing


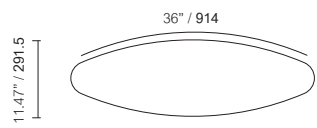
VL700



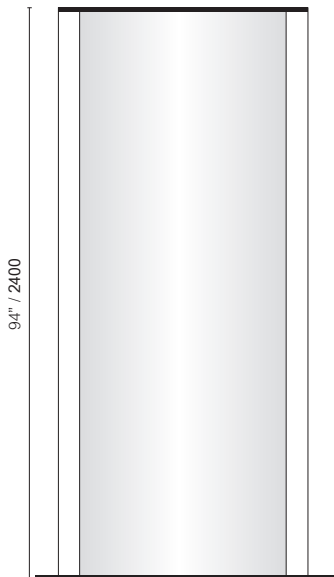
VL800



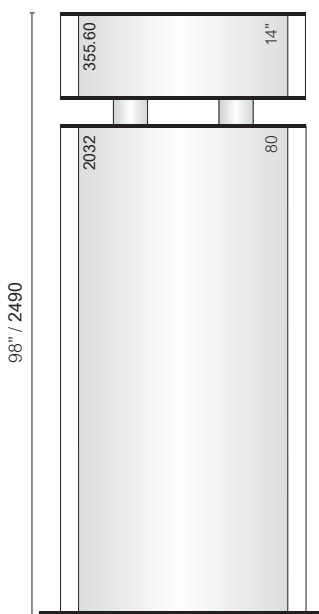
VL900



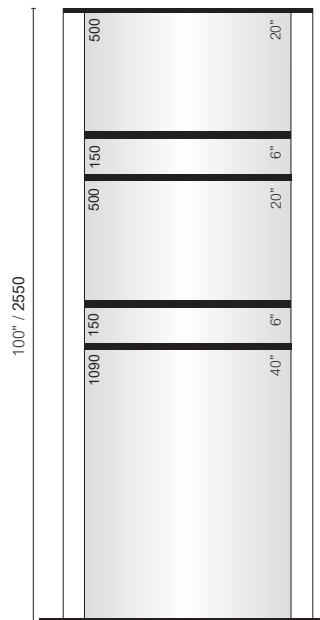
VLF30
VLF30SA



VLF31




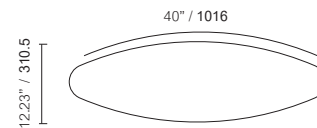
VLF40



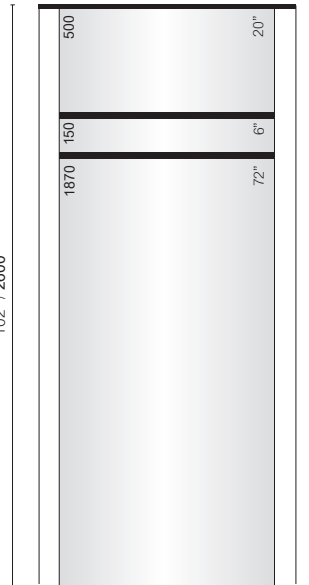
VLF32
Floor mounted
Free standing

VL1000


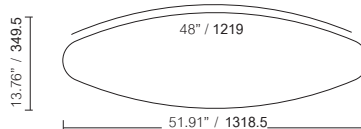
VL1200



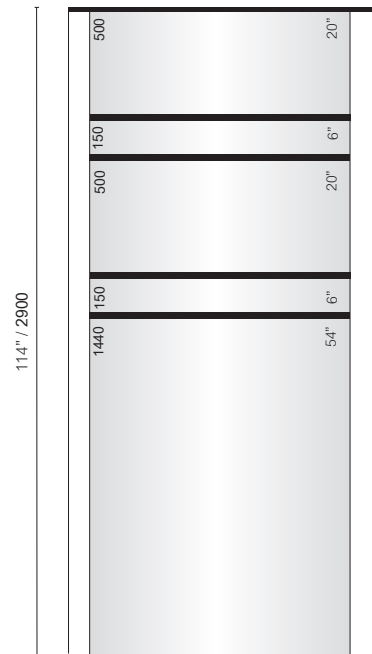
VLF33



VLF34



VLF35



VLF36
Floor mounted
Free standing

Vista Light

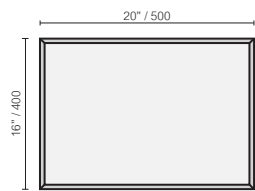
Flat Light Box Signs



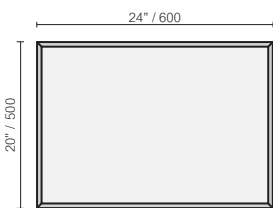
Flat Light Box

Our frameless designed light boxes are available both in single and double-sided formats. They are elegant, practical and easy to use.

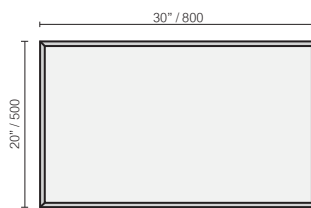
Suitable for both indoor and outdoor use, Vista's light boxes are the perfect solution for advertising, point of purchase, shopping malls, parking garages, etc.



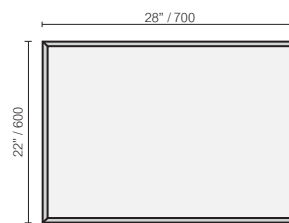
FLB-SS-400x500



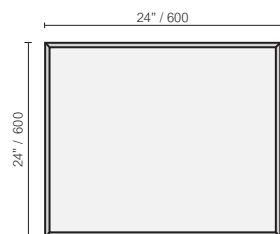
FLB-SS-500x600



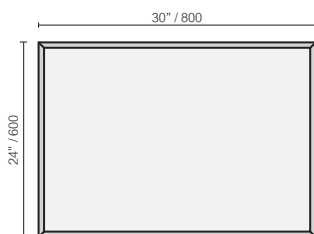
FLB-SS-500x800



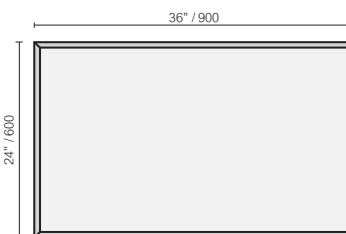
FLB-SS-600x700



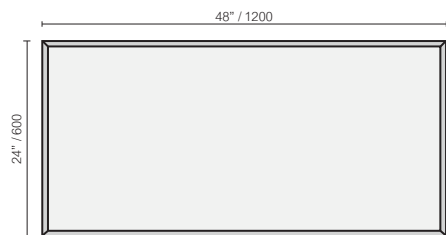
FLB-SS-600x600



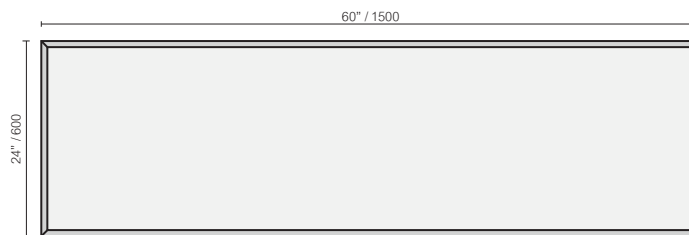
FLB-SS-600x800



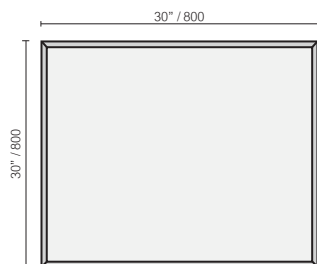
FLB-SS-600x900



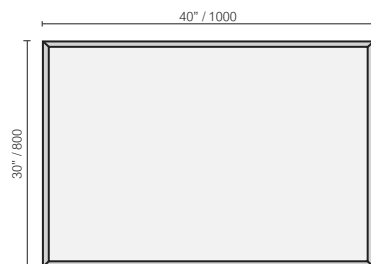
FLB-SS-600x1200



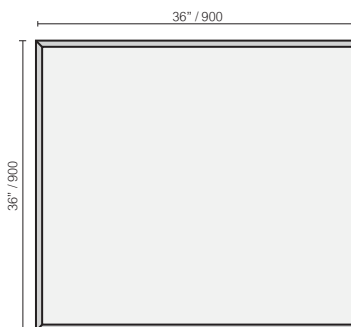
FLB-SS-600x1500




FLB-SS-800x800




FLB-SS-800x1000



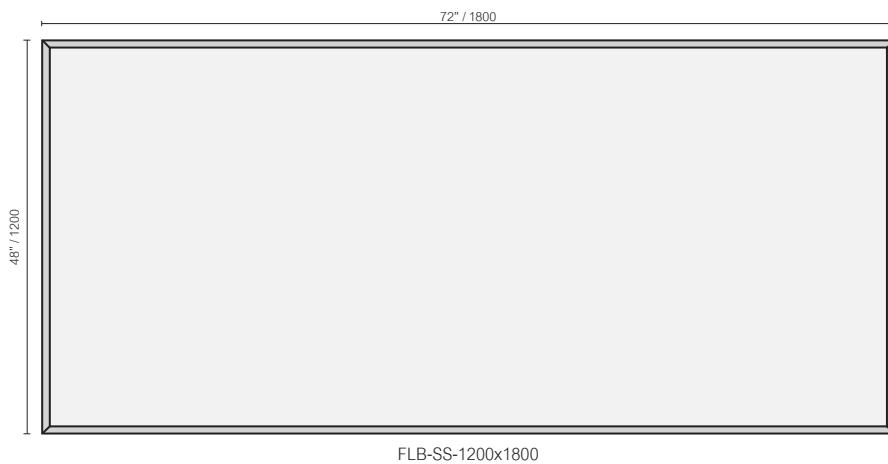
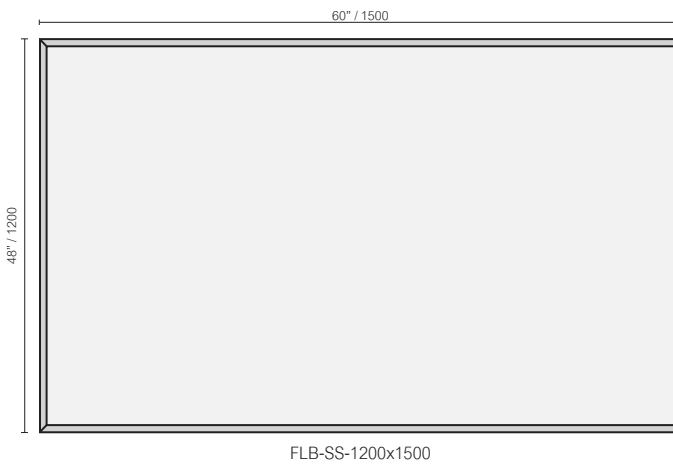
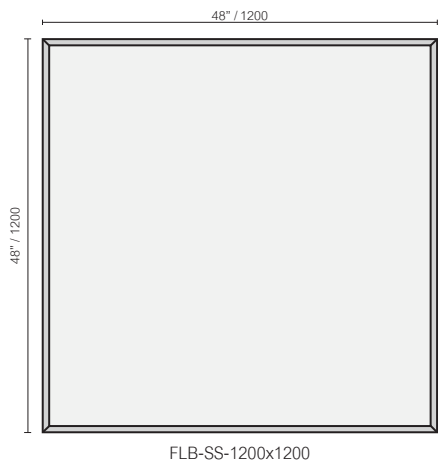
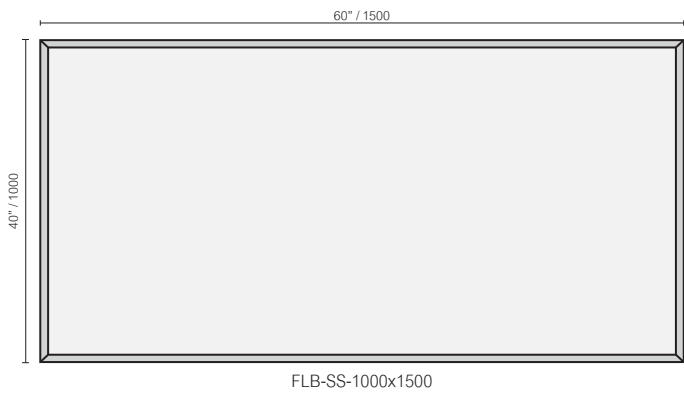
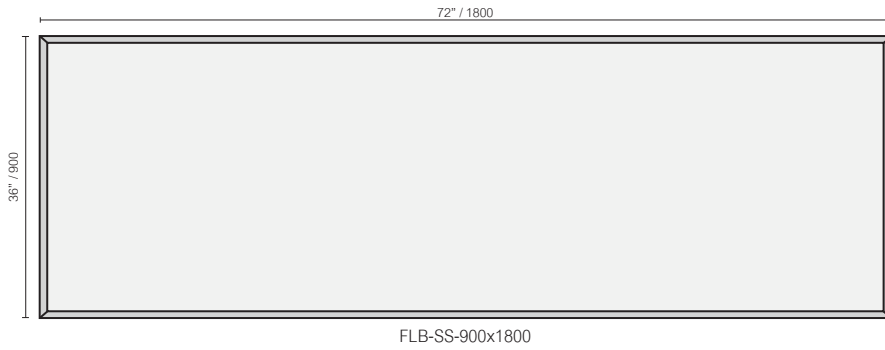
FLB-SS-900x900



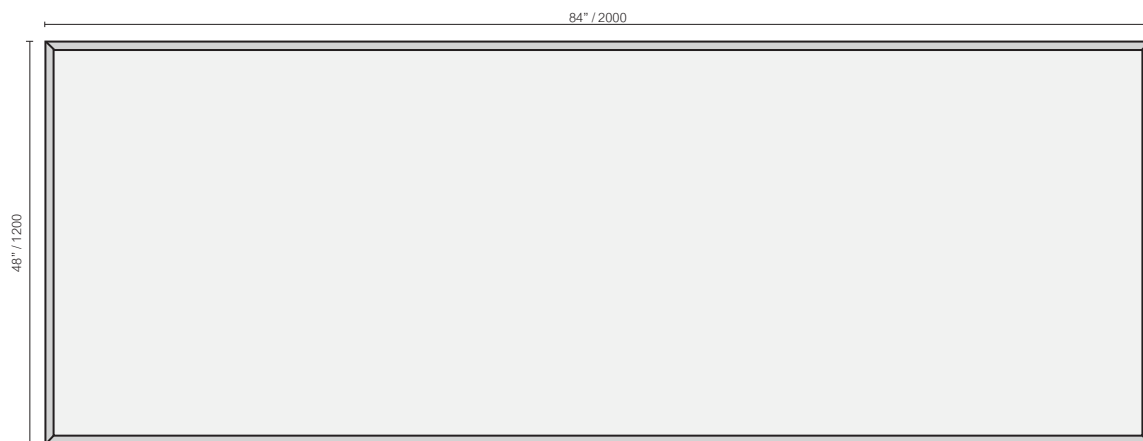
FLB-SS-900x1200



FLB-SS-900x1500



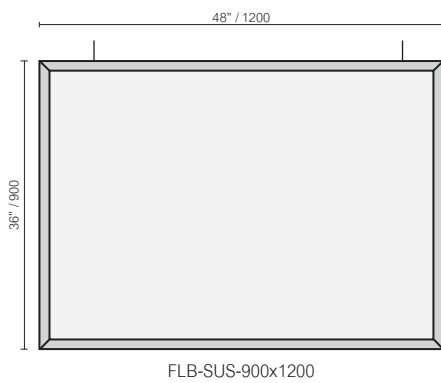
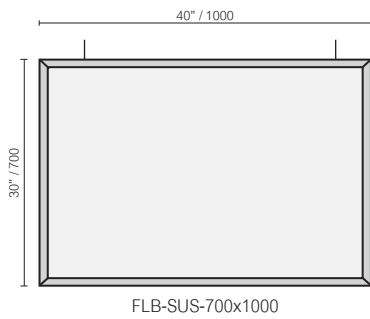
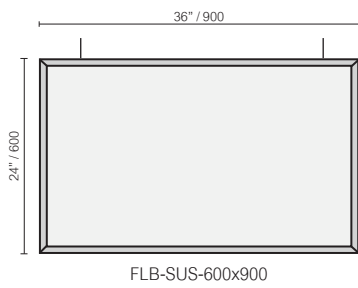
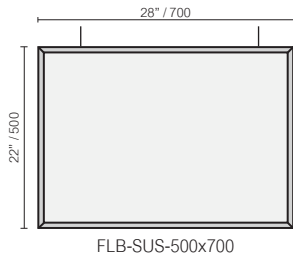
Bespoke sizes are available.



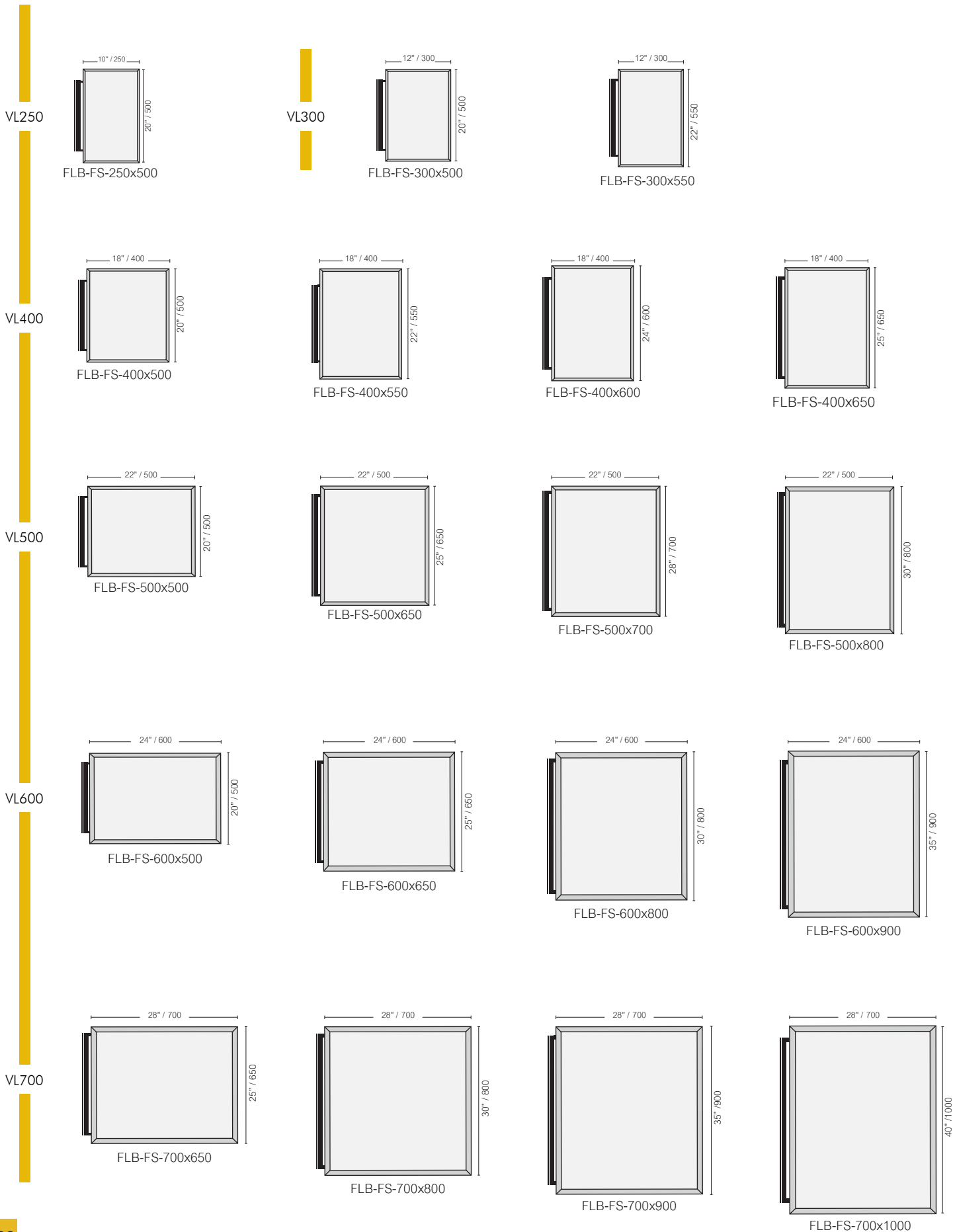
FLB-SS-1200x2000

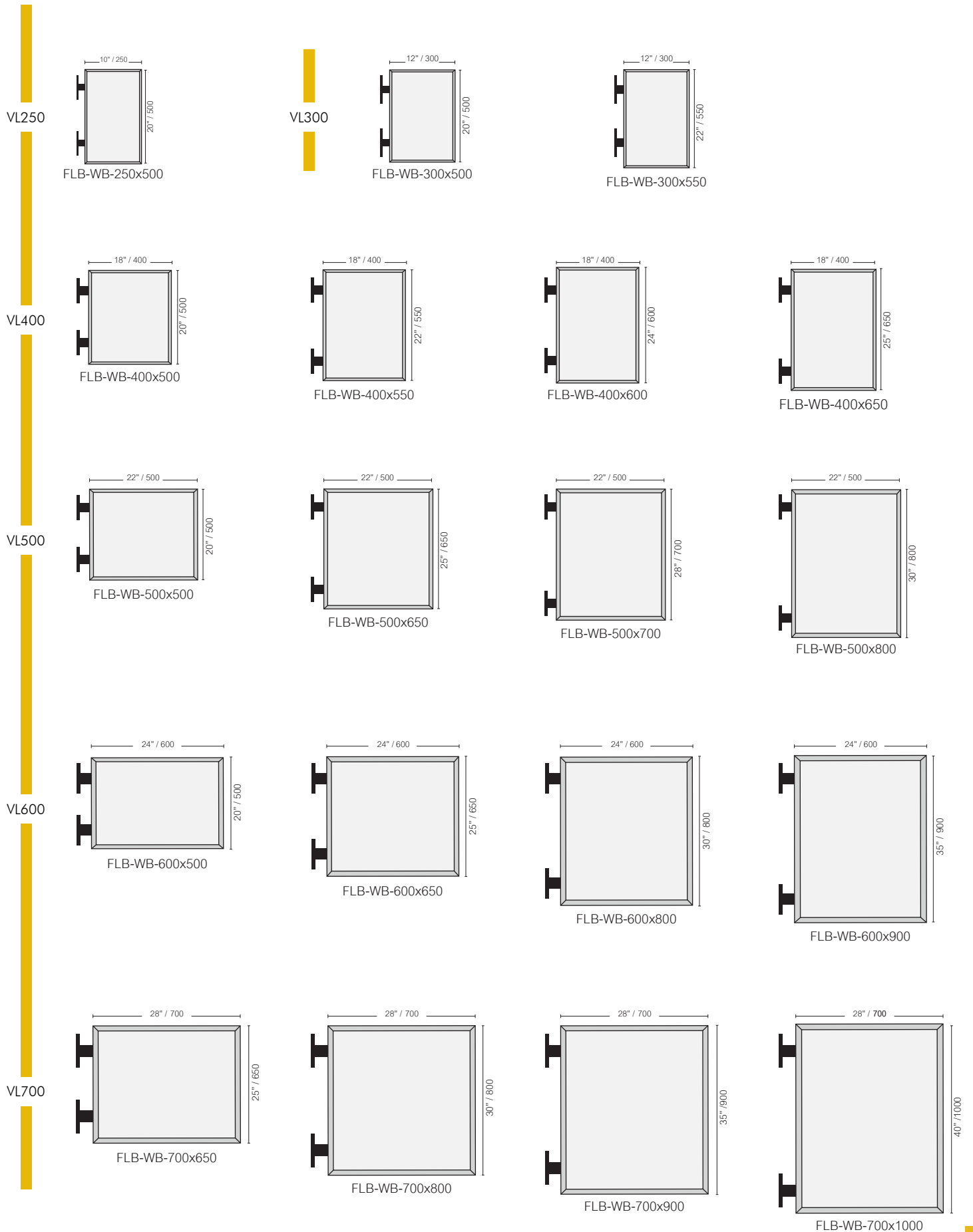


FLB-SS-1200x2500



Bespoke sizes are available.





Bespoke sizes are available.

The best quality LED lighting only from Vista!

Vista System manufactures and supplies various modules of LED lighting, that are perfectly adapted to all types of light boxes. This creates a uniform and perfect result without the need of frequent maintenance.



4 LED modules For uniform lighting
in single-sided light boxes.



3 LED modules with powerful lighting
for large double-sided light boxes.

3 LED modules with full lighting for double-
sided, medium-sized light boxes.



Tired of dealing with cheap and unreliable lighting?

Try Vista LED for a perfect lighting solution.

✓ UL approved ✓ high quality

Vista LED | 

Call today!

Vista Fabric

Stretch Fabric system



Stretch Fabric system

- Lightweight profile designed for fabric graphics
- Seamless, zero-level surface
- Clean and modern appearance
- Available in anodized silver or matte black finishes
- Virtually unlimited size options

Fab20 Signs

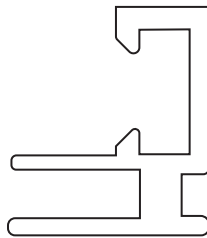
The Fab20 profile, with a slim width of 20mm, is designed for non-illuminated sign frames.

This lightweight profile is specifically made for fabric graphics with stitched silicone strips. The edge design allows for a seamless 0-level surface, with the fabric front flush with the aluminum edge for a clean, modern look.

The aluminum frame is available in standard finishes of anodized silver or matte black.

It is typically installed on surfaces like walls but can also be displayed as a freestanding unit with dedicated stands or suspended installations.

Fab20 models are virtually unlimited in size, although very large dimensions may require additional internal support.



These models are exclusively supplied to sign manufacturers, either fully assembled or in disassembled kit form for shipping convenience.

Fab20 extrusion can be used to create single sided signs.



Fab20-SS

Bespoke sizes are available.

As with all Vista products, the Fab20 series comes with a lifetime warranty covering all profile components and connectors.

- Fabric Options:**
 Choose from a variety of stretch fabric options with varying durability. For details and pricing, consult a Vista customer service representative.
- Profile Colors:**
 Standard finishes are anodized silver or matte black. Custom color options are available upon request; please ask a Vista customer service representative for more information.
- Functions:**
 Most commonly installed directly on surfaces. Other installation methods are also supported. Consult with a Vista representative to discuss your specific needs.
- Sign Dimensions:**
 For minimum and maximum size specifications based on the intended application, speak with a Vista sales representative.
- Installation:**
 No special installation instructions required; the installation process is straightforward. For further guidance, contact Vista customer service.
- Shipping:**
 Vista offers a unique service to disassemble signage for easier shipping. Request additional details from a Vista customer service representative.

Fab40-DS Signs

The Fab40-DS profile, with a width of 40mm, is designed for double-sided sign frames.

This lightweight profile is specifically made for fabric graphics with stitched silicone strips. It can be illuminated with perimeter lighting for added visibility, although the size for illuminated signage is limited due to the distance between the light strips and the center of the sign. The edge design allows for a seamless 0-level surface, with the fabric front flush with the aluminum edge for a clean, modern look.

The aluminum frame is available in standard finishes of anodized silver or matte black.

It is typically installed on surfaces like walls but can also be displayed as a freestanding unit with dedicated stands or suspended installations.

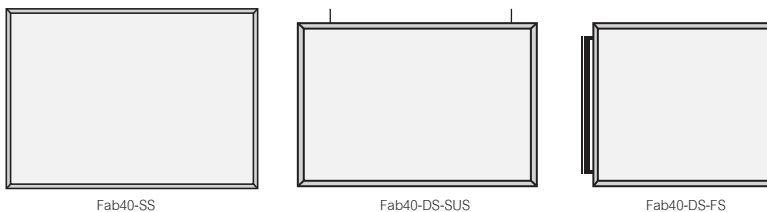
Fab40-DS models are virtually unlimited in size, although very large dimensions may require additional internal support.



These models are exclusively supplied to sign manufacturers, either fully assembled or in disassembled kit form for shipping convenience.

Fab40-DS extrusion can be used to create double sided suspended signs, projecting signs and single sided signs.

Illuminated 40mm signs using this extrusion depends on frame dimensions.



Fab40-SS

Fab40-DS-SUS

Fab40-DS-FS

Bespoke sizes are available.

As with all Vista products, the Fab40-DS series comes with a lifetime warranty covering all profile components and connectors.

- Fabric Options:**
 Choose from a variety of stretch fabric options with varying durability. For details and pricing, consult a Vista customer service representative.
- Profile Colors:**
 Standard finishes are anodized silver or matte black. Custom color options are available upon request; please ask a Vista customer service representative for more information.
- Functions:**
 Most commonly installed directly on surfaces. Other installation methods are also supported. Consult with a Vista representative to discuss your specific needs.
- Sign Dimensions:**
 For minimum and maximum size specifications based on the intended application, speak with a Vista sales representative.
- Installation:**
 No special installation instructions required; the installation process is straightforward. For further guidance, contact Vista customer service.
- Shipping:**
 Vista offers a unique service to disassemble signage for easier shipping. Request additional details from a Vista customer service representative.

Fab80 Signs

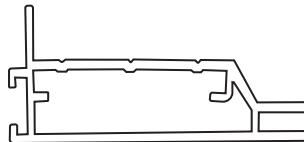
The Fab80 profile, 80mm wide, is designed for illuminated or non-illuminated Lightboxes signage.

The sign boxes can be illuminated with internal UL-certified lighting by Vista, upon request. Specifically designed for fabric graphics with stitched silicone strips. The edge design allows for a seamless 0-level surface, with the fabric front flush with the aluminum edge for a clean, modern look.

The aluminum frame is available in standard finishes of anodized silver or matte black.

It is typically installed on surfaces like walls but can also be displayed as a freestanding unit with dedicated stands or suspended installations.

Fab80 models are virtually unlimited in size, although very large dimensions may require additional internal support.



These models are exclusively supplied to sign manufacturers, either **As with all Vista products, the Fab80 series comes with a lifetime warranty covering all profile components and connectors.**

Fab80 extrusion can be used to create single sided signs. Illuminated 80mm signs using this extrusion depends on frame dimensions.



Fab80-SS

Bespoke sizes are available.

As with all Vista products, the Fab80 series comes with a lifetime warranty covering all profile components and connectors.

- Fabric Options:**
 Choose from a variety of stretch fabric options with varying durability. For details and pricing, consult a Vista customer service representative.
- Profile Colors:**
 Standard finishes are anodized silver or matte black. Custom color options are available upon request; please ask a Vista customer service representative for more information.
- Lighting:**
 Optional backlighting available upon request, provided by Vista System. The lighting uses wide-dispersion square modules to prevent hot spots and is fully UL-certified for quality assurance.
- Functions:**
 Most commonly installed directly on surfaces. Other installation methods are also supported. Consult with a Vista representative to discuss your specific needs.
- Sign Dimensions:**
 For minimum and maximum size specifications based on the intended application, speak with a Vista sales representative.
- Installation:**
 No special installation instructions required; the installation process is straightforward. For further guidance, contact Vista customer service.
- Shipping:**
 Vista offers a unique service to disassemble signage for easier shipping. Request additional details from a Vista customer service representative.

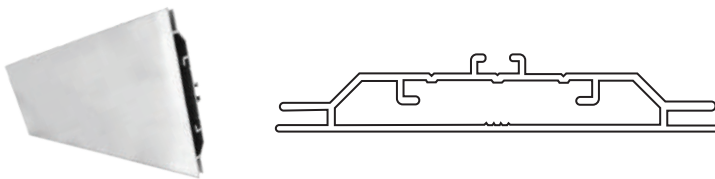
Fab120-DS Signs

The Fab120 profile, with a width of 120mm, is designed for double-sided illuminated or non-illuminated lightbox signage.

The sign boxes can be illuminated with internal UL-certified lighting by Vista, upon request. Specifically designed for fabric graphics with stitched silicone strips, this profile supports dual fabric panels for visibility from both sides. The edge design allows for a seamless 0-level surface, with the fabric front and back flush with the aluminum edge for a clean, modern look.

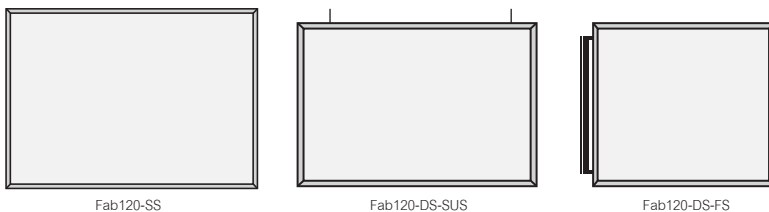
The aluminum frame is available in standard finishes of anodized silver or matte black. It is typically installed as a freestanding unit with dedicated stands or as a suspended installation, but it can also be mounted on surfaces when required.

Fab120 models are virtually unlimited in size, although very large dimensions may require additional internal support. These models are exclusively supplied to sign manufacturers, either fully assembled or in disassembled kit form for shipping convenience.



Fab120-DS extrusion can be used to create double sided suspended signs, projecting signs and single sided signs.

Illuminated 120mm signs using this extrusion depends on frame dimensions.



Fab120-SS

Fab120-DS-SUS

Fab120-DS-FS

Bespoke sizes are available.

As with all Vista products, the Fab120 series comes with a lifetime warranty covering all profile components and connectors.

- **Fabric Options:**

Choose from a variety of stretch fabric options with varying durability. For details and pricing, consult a Vista customer service representative.

- **Profile Colors:**

Standard finishes are anodized silver or matte black. Custom color options are available upon request; please ask a Vista customer service representative for more information.

- **Lighting:**

Optional backlighting available upon request, provided by Vista System. The lighting uses wide-dispersion square modules to prevent hot spots and is fully UL-certified for quality assurance.

- **Functions:**

Most commonly displayed as freestanding or suspended units. Wall-mount installation is also supported. Consult with a Vista representative to discuss your specific needs.

- **Sign Dimensions:**


For minimum and maximum size specifications based on the intended application, speak with a Vista sales representative.

- **Installation:**

No special installation instructions required; the installation process is straightforward. For further guidance, contact Vista customer service.

- **Shipping:**

Vista offers a unique service to disassemble signage for easier shipping. Request additional details from a Vista customer service representative.



Vista **EXPAND**

Expanding your horizons



Big Sized Sign System

- 700-1400mm wide
- Up to 4 meters high
- Firm grip of the graphics insert
- Ultra smart profiles
- Partial / full end-caps
- Easy installation and updating
- Environmentally Friendly


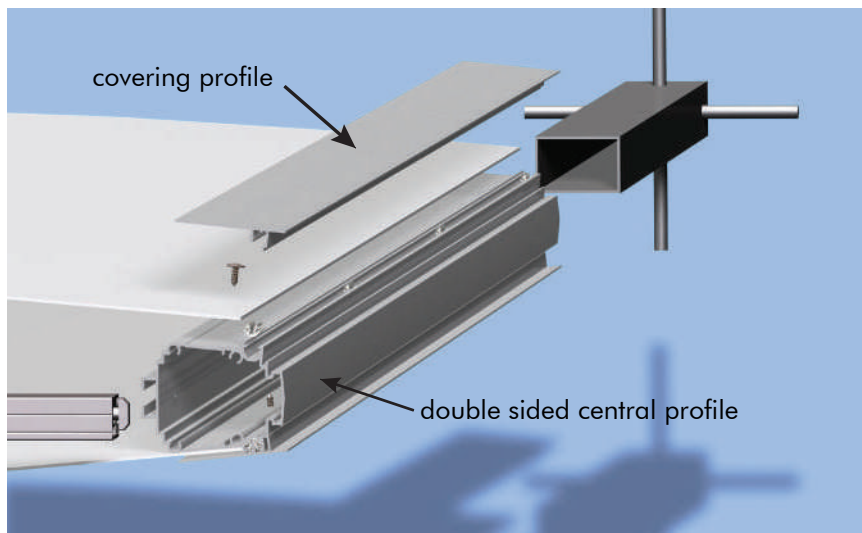
The new Vista Expand series offers extra large signage solutions. This new environmentally friendly series features state of the art technology and ultra modern design to create the best solution in the market for projects requiring big signs. The Vista Expand series is designed to offer indoor and outdoor signs ranging in size from 700-1400mm wide and up to 4 meters high. It features a very clean and elegant look with a minimal curve.

Three types of products are supported by this exciting new series:

- XL pylons signs
- landscape and portrait XL wall signs
- landscape and portrait XL post & panel signs

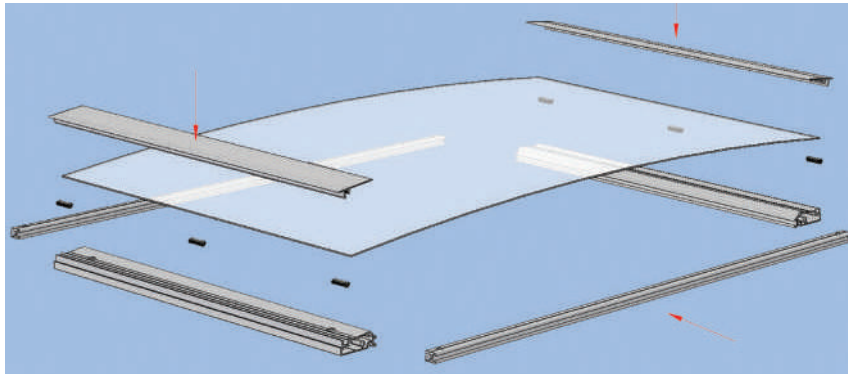


The Vista Expand series features a smart profile design. It uses only 3 types of aluminum profiles: A central profile for double sided signs, a central profile for one sided signs and a covering profile. The covering profile is inserted into the main profile to create deep tracks inside the main profiles to better grip the inserts. Pylons can be installed using metal construction profiles inserted into the ground.



The sign frames accept digital printing or vinyl to present updated information. The default insert material is 2mm Xbond sheets. Any other flexible and strong insert can be used if needed. Paper inserts are not recommended.

Changing the inserts is fast and easy; you just remove the covering profiles, open the fastening screws if needed, replace the inserts and close the sign again.



Scan the QR in the end to watch the full assembly video.



There are 3 possibilities for end caps in the Expand series:


- No end caps at all
- Small end caps that cover only the extrusion cuts.
- Full end caps "from side to side"



full end caps



partial end caps



no end caps

- The insert replacement process is swift and simple and can be completed by the in-house staff.
- Profiles are available in 2 finishes, aluminum and black.
- Other lengths than specified in the catalog can be ordered.
- Vista Expand is a Green environmentally friendly series.

The clean and flexible design of Vista Expand, consisting of ultra smart profiles and connections, and the ease of installation and updating of the signs, makes this series a true groundbreaking phenomenon in the sign industry.

Order a Vista Expand Sample

As a sign professional you know what a huge difference it makes to hold the product in your hands. Only then can one fully understand the true quality of it.

The Vista Expand sample, includes an informative brochure and a wall sign, XP700*300mm, with two types of end caps: a pair of small end caps that cover only the extrusion, and one whole end cap from side to side.

This sample sign helps you get a full understanding of the structure and assembly of the Vista Expand signs.

See for yourself how elegant and easy using Vista Expand signs are!



Despite the large proportions of the series, installation and updating of the signs is easy and hassle free. Vista Expand proves that bigger signs can also be modular, flexible, easy to deliver, install and maintain!

Try for yourself!

and see how elegant and easy using Vista Expand signs are.



Call and ask for Vista Expand sample sign now!

For local contact details visit:
www.vistasystem.com/contact-us

Vista EXPAND

Wall Frame - Portrait




Wall Frames - Portrait


Portrait XL wall frames provide a superior solution for displaying various information both indoors and outside the complex. For instance: floor directories, logo and branding imagery, floor maps, exit routes, advertising space and much more.

Installation of the Vista Expand wall signs is easily done by simply attaching the main profile to the wall. The screws are smartly hidden under the insert sheet.


XP 700 Visible: 711mm / 28"




XP 800 Visible: 813mm / 32"



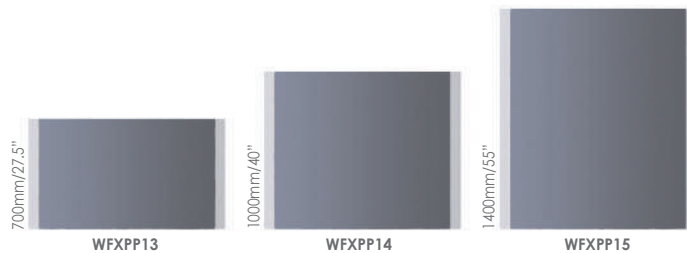
XP 900 Visible: 914mm / 36"



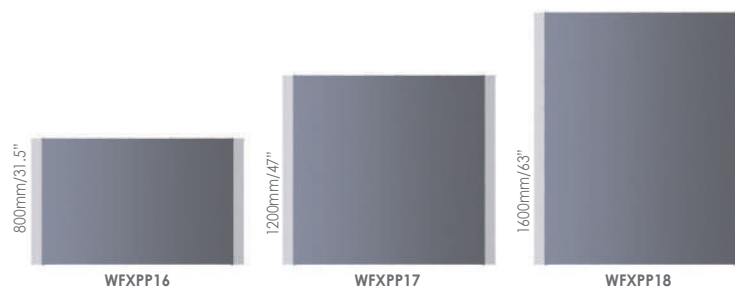
XP 1000 Visible: 1016mm / 40"



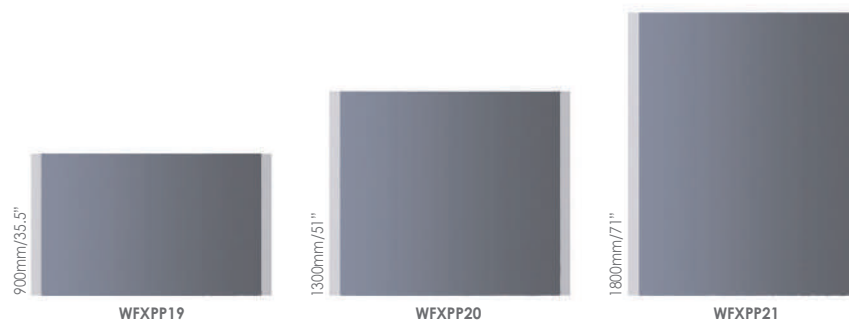
XP 1100 Visible: 1118mm / 44"



XP 1200 Visible: 1219mm / 48"



XP 1400 Visible: 1397mm / 55"



Vista EXPAND

Wall Frames – Landscape




Wall Frames – Landscape


Landscape XL wall frames are very popular for displaying wayfinding information and branding images inside and outside of the building. Few examples are: company name and logo, emergency escape route, floor lists, decorative photos, advertising space and more.

Installation of the Vista Expand wall signs is easily done by simply attaching the main profile to the wall. The screws are smartly hidden under the insert sheet.

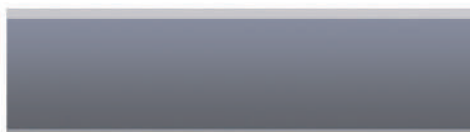
XP 700 Visible: 711mm / 28"



WFxPL1 2000mm/78.8"



WFxPL2 2500mm/98.5"




WFxPL3 3000mm/118"


XP 800 Visible: 813mm / 32"



WFxPL4 2000mm/78.8"



WFxPL5 2500mm/98.5"



WFxPL6 3000mm/118"

XP 900 Visible: 914mm / 36"



WFxPL7 2000mm/78.8"




WFxPL8 2500mm/98.5"




WFxPL9 3000mm/118"


XP 1000 Visible: 1016mm / 40"




XP 1100 Visible: 1118mm / 44"



XP 1200 Visible: 1219mm / 48"



XP 1400 Visible: 1397mm / 55"



Vista EXPAND

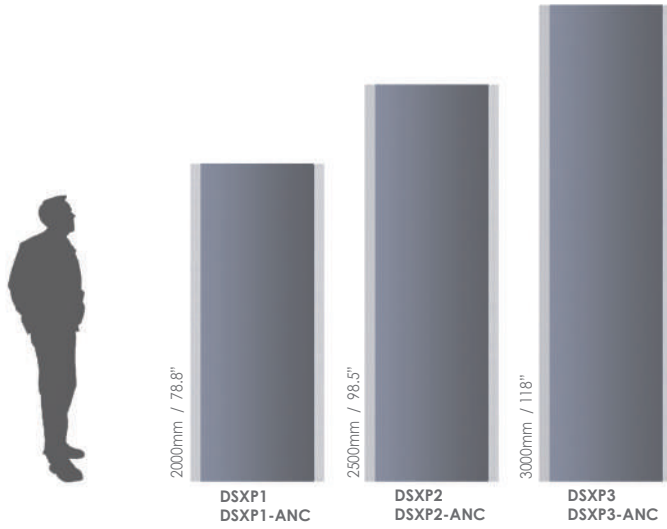
Double Sided Pylons



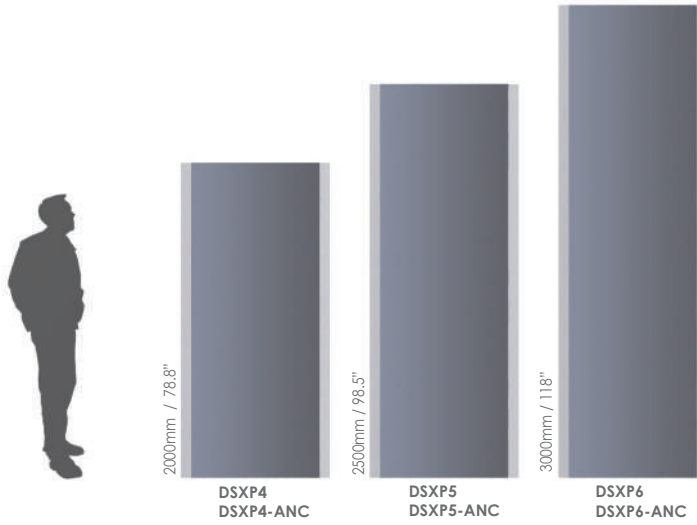
Double Sided Pylons

Double sided pylons are extremely popular and well known wayfinding solutions. Quite often there are projects that require extra large pylons. On these occasions Vista Expand series is the smartest solution available. Implementations of these XL pylons are varied, from displaying directions in an outdoor environment to displaying wayfinding, branding, instructions, information, images and advertising messages throughout the complex.

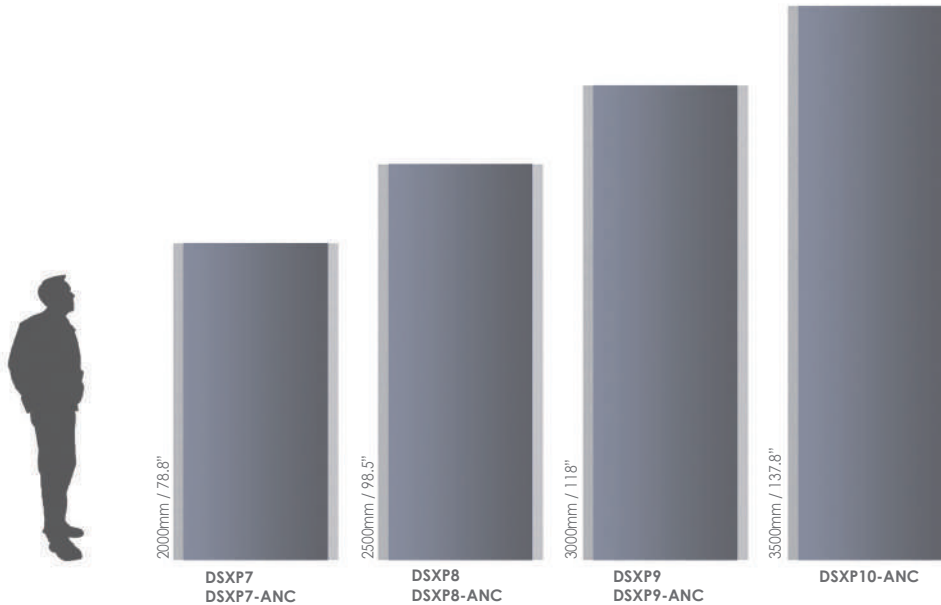
XP 700 Visible: 711mm / 28"



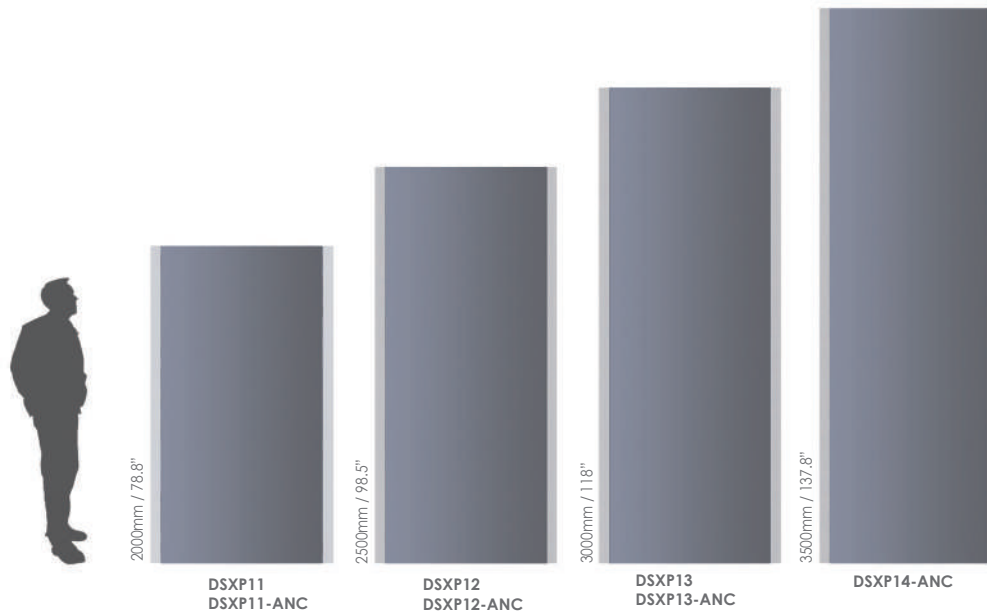
XP 800 Visible: 813mm / 32"



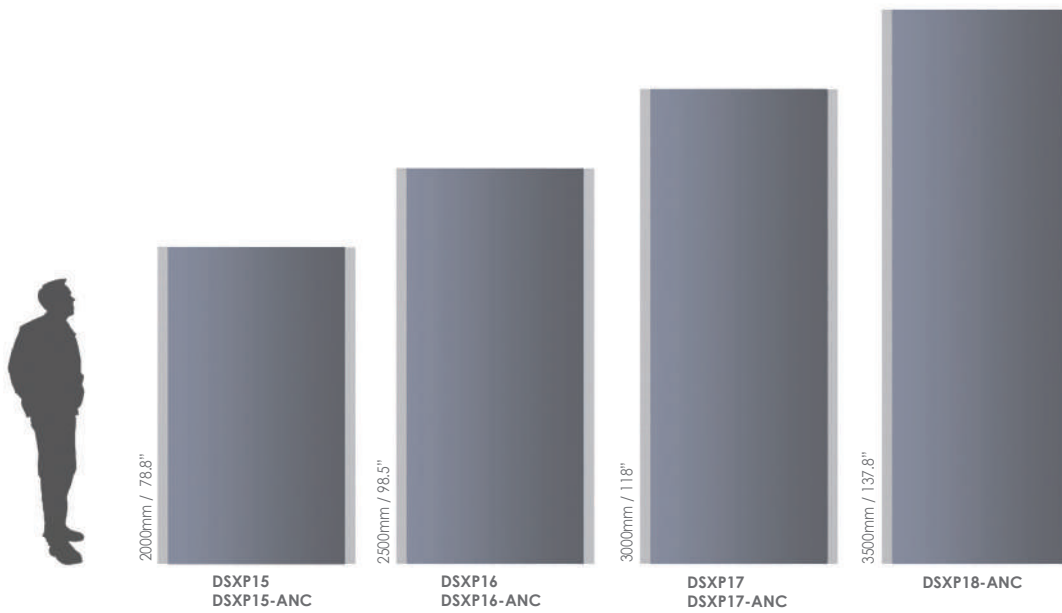
XP 900 Visible: 914mm / 36"



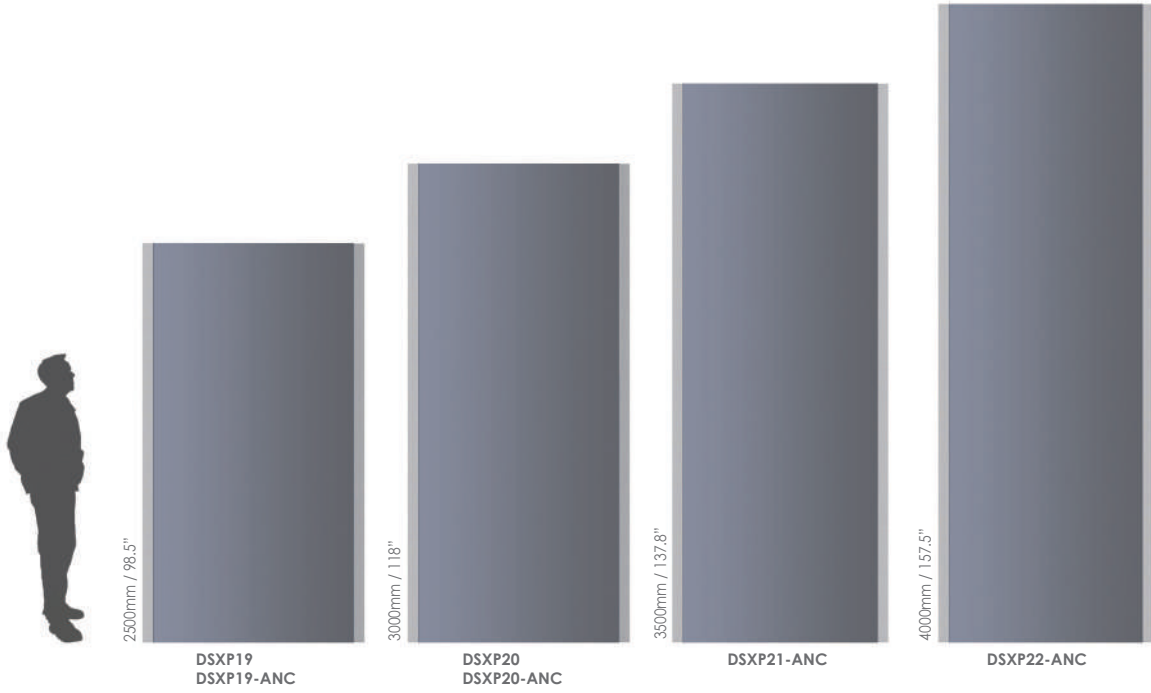
XP 1000 Visible: 1016mm / 40"



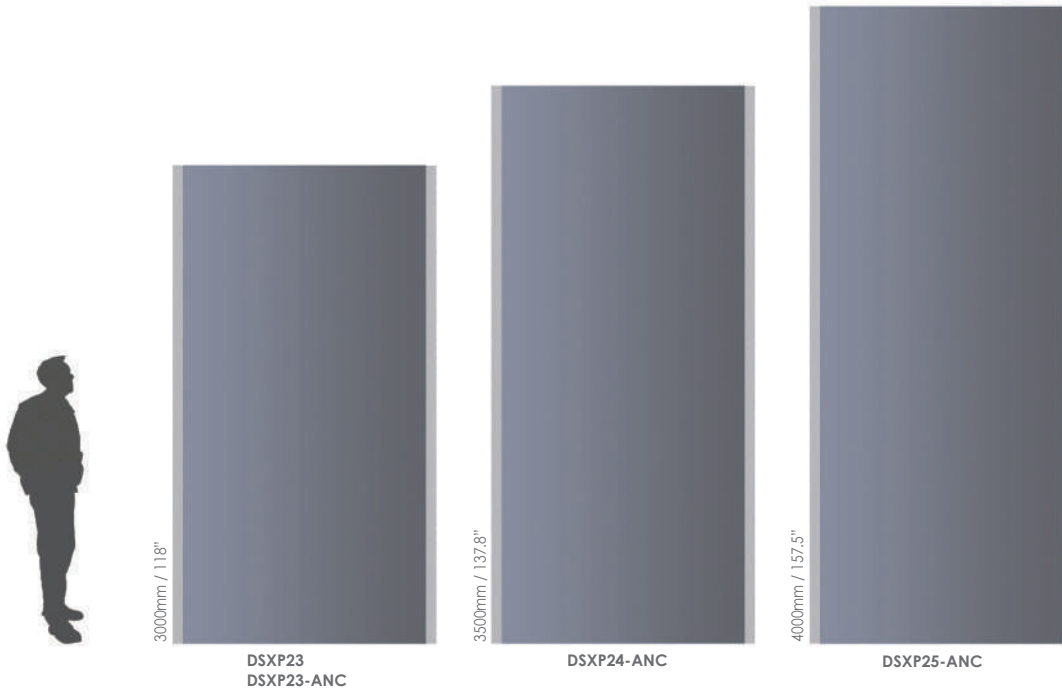
XP 1100 Visible: 1118mm / 44"



XP 1200 Visible: 1219mm / 48"



XP 1400 Visible: 1397mm / 55"



Vista EXPAND

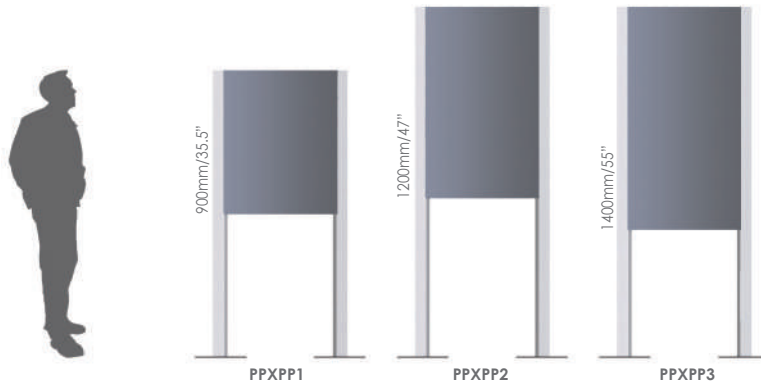
Post & Panel – Portrait



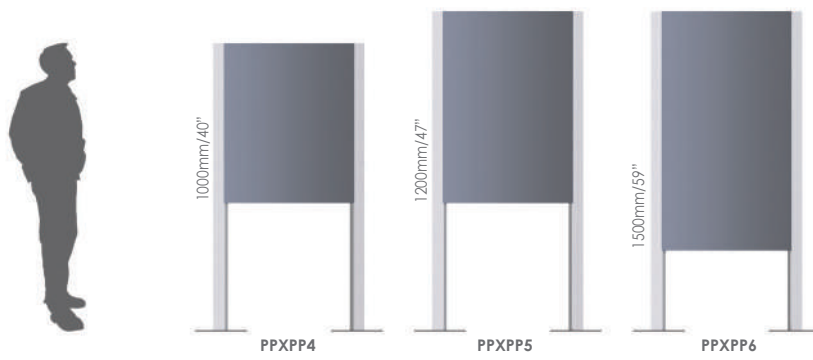
Post & Panel – Portrait

Portrait XL post & panel signs can be used both indoors and outdoors to display many types of information and imagery. These types of signs are often used to display information to the public, for instance: orientation maps in the mall, real estate project specification stands, industrial zone directories, terminal information posts and much, much more.

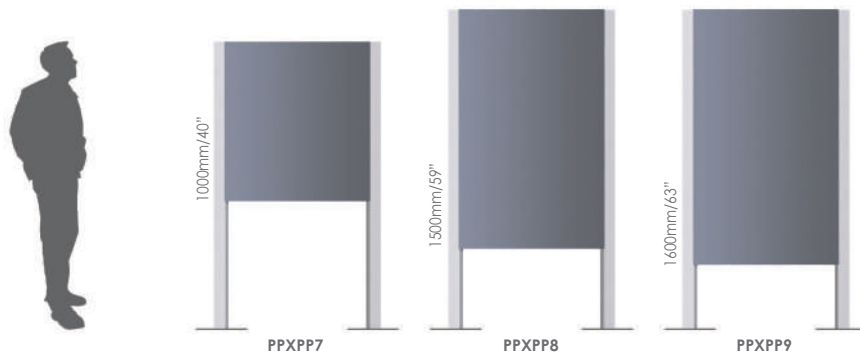
XP 700 Visible: 711mm / 28"



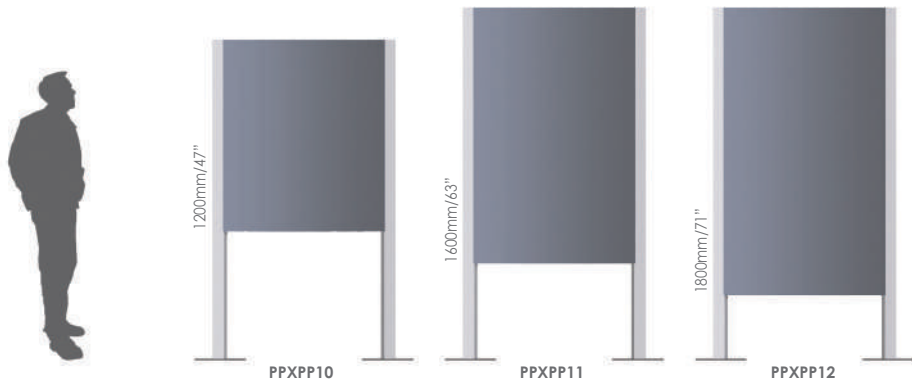
XP 800 Visible: 813mm / 32"



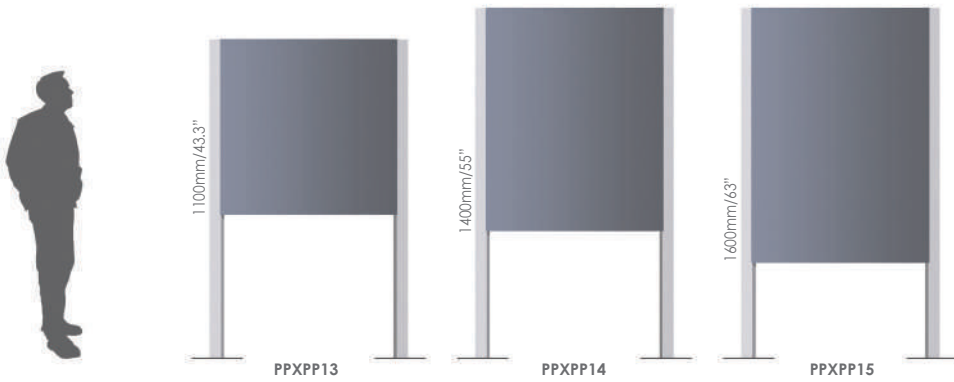
XP 900 Visible: 914mm / 36"



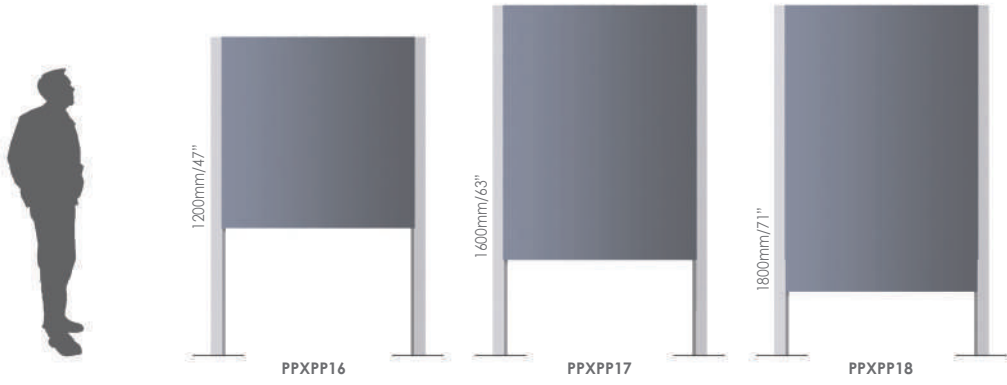
XP 1000 Visible: 1016mm / 40"




XP 1100 Visible: 1118mm / 44"



XP 1200 Visible: 1219mm / 48"



XP 1400 Visible: 1397mm / 55"



Vista EXPAND

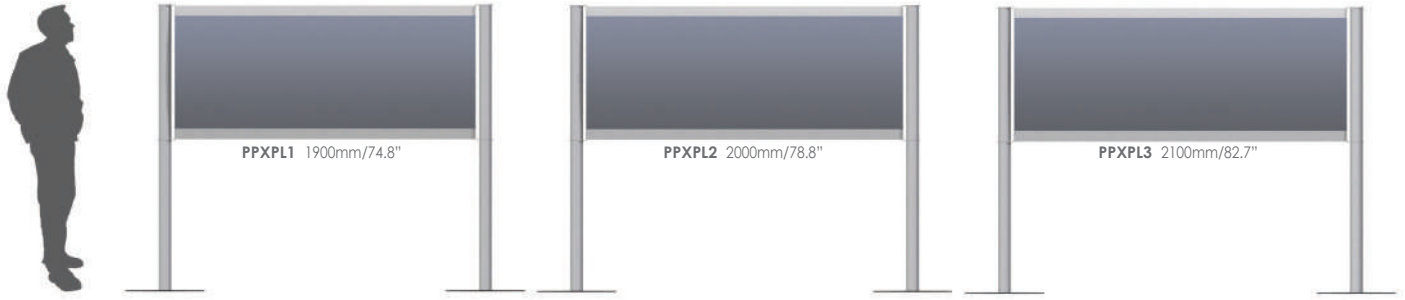
Post & Panel - Landscape




Post & Panel - Landscape

There is something bigger than life in Vista Expand's post & panel landscape series. These elegantly designed and impressive signs can be used to display a company name, logo and brand elements in a central location both indoors and outdoors. It can also be used to display eye catching posters and commercial messages that cannot be ignored.


XP 700 Visible: 711mm / 28"



XP 800 Visible: 813mm / 32"



XP 900 Visible: 914mm / 36"




XP 1000 Visible: 1016mm / 40"




XP 1100 Visible: 1118mm / 44"



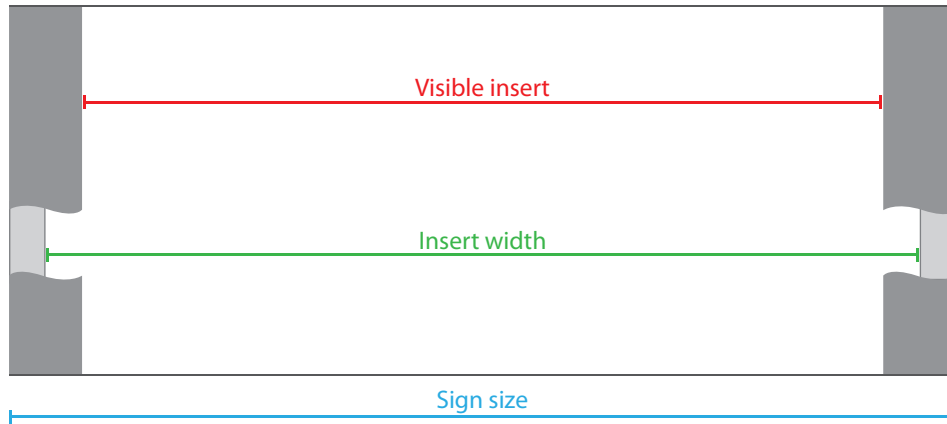
XP 1200 Visible: 1219mm / 48"



XP 1400 Visible: 1397mm / 55"



Measurements table				
Sign size	Visible insert	Insert width	Sign width	
			Wall frames	Pylons
XP700	709mm / 27.91"	791mm / 31.14"	858.5mm / 33.8"	841.3mm / 33.12"
XP800	811mm / 31.93"	893mm / 35.16"	934.6mm / 36.8"	943.3mm / 37.14"
XP900	912mm / 35.91"	994mm / 39.14"	1039.6mm / 40.93"	1044.2mm / 41.11"
XP1000	1014mm / 39.92"	1096mm / 43.15"	1147.8mm / 45.19"	1144.3mm / 45.05"
XP1100	1115.5mm / 43.92"	1198mm / 47.16"	1254.5mm / 49.39"	1247.3mm / 49.11"
XP1200	1217mm / 47.91"	1299mm / 51.14"	1356.5mm / 53.41"	1346mm / 53"
XP1400	1394.3mm / 54.9"	1477mm / 58.15"	1534.5mm / 60.41"	1527.3mm / 60.13"



Vista ADA

Accessible Signage



- Brilliant designs in a variety of options and colors.
- Manufactured to the highest standards for durability and functionality.
- A wide range of substrates on which ADA graphics can be applied.



vista + insert

Over the years, you've been accustomed to Vista's aluminum sign frames, always of the highest quality and with an expanding variety of leading systems.

As a company whose main focus has been and remains its excellent customer service, Vista is now proud to offer its clients the option to order sign inserts that include raised text and braille, which is now an integral part of any signage project governed by the American Disability Act (ADA).

You can order from the following product lines: Vista System, Vista Sharp, Vista Nova or Vista Square with braille technology inserts or ask for a frameless option instead. We are here to serve YOUR needs!



1/16" clear polycarbonate material with surface applied raised text and braille.

Raised text (ADA compliant plastic materials, attached by high bond

Braille - friction fit acrylic raster adhesive).

Can be used in Vista, Sharp, Nova beads, and Square product family frames.



STEP A

Choose a product family design:

1. Vista
2. Sharp
3. Nova
4. Square

STEP B

Choose an insert size:

(Check out the Vista catalog to choose a frame).

These are the minimum frame widths for each product family:

1. Vista - V120 (118mm/4.64") and wider
2. Sharp - FRLA6 (105mm/4.14") and wider
3. Nova - VN170 (150mm/5.91") and wider
4. Square - F120 (118mm/4.64") and wider

No length limitation.

STEP C

Choose the font type and color:

Recommended ADA compliant fonts:

- | | |
|---------------|----------|
| 1. Arial | RESTROOM |
| 2. Futura | RESTROOM |
| 3. Helvetica | RESTROOM |
| 4. Myriad Pro | RESTROOM |

STEP D

Choose a sign symbol (pictogram) if needed.

View sign symbol library on page 274.

STEP A

Choose a product family design:

1. Vista
2. Sharp
3. Nova
4. Square

STEP B

Choose an insert size:

(Check out the Vista catalog to choose a frame).

These are the minimum frame widths for each product family:

1. Vista - V120 (118mm/4.64") and wider
2. Sharp - FRLA6 (105mm/4.14") and wider
3. Nova - VN170 (150mm/5.91") and wider
4. Square - F120 (118mm/4.64") and wider

No length limitation.

STEP C

Choose a standard background color from the color selection chart (page 273) or ask us for a custom matching one.

STEP D

Choose the font type and color:

Recommended ADA compliant fonts:

- | | |
|---------------|----------|
| 1. Arial | RESTROOM |
| 2. Futura | RESTROOM |
| 3. Helvetica | RESTROOM |
| 4. Myriad Pro | RESTROOM |

Other fonts can be requested.

For more information about ADA compliant fonts, visit page 275. View text color chart on page 273.

STEP E

Choose a sign symbol (pictogram) if needed. View sign symbol library on page 274.



1/16" modified acrylic substrate (matte non-glare finish) with surface applied raised text and braille.

More than 40 standard colors available. Custom colors can be requested as well.

Raised text (ADA compliant plastic materials, attached by high bond adhesive).

Braille - friction fit acrylic raster beads.

Can be used in Vista, Sharp, Nova and Square product family frames.





1/16" Simulated wood substrate with surface applied raised text and braille.

3 finishes available.

materials, attached by high bond adhesive).

Braille - friction fit acrylic raster beads.

Can be used in Vista, Sharp, Nova and Square product family frames.



STEP A

Choose a product family design:

1. Vista
2. Sharp
3. Nova
4. Square

STEP B

Choose an insert size:

(Check out the Vista catalog to choose a frame).


These are the minimum frame widths for each product family:

1. Vista - V120 (118mm/4.64") and wider
2. Sharp - FRLA6 (105mm/4.14") and wider
3. Nova - VN170 (150mm/5.91") and wider
4. Square - F120 (118mm/4.64") and wider


No length limitation.

STEP C

Choose a simulated wood sign face finish:



Birch



Cherry



Walnut

STEP D

Choose the font type and color:

Recommended ADA compliant fonts:

- | | |
|---------------|----------|
| 1. Arial | RESTROOM |
| 2. Futura | RESTROOM |
| 3. Helvetica | RESTROOM |
| 4. Myriad Pro | RESTROOM |

Other fonts can be requested.

For more information about ADA compliant fonts, visit page 275. View text color chart on page 273.

STEP E

Choose a sign symbol (pictogram) if needed.

View sign symbol library on page 274.

RESTROOM

VISTA ART

Vista System the company who never sleeps, surprises again with a completely different and innovative series of indoor accessibility/wayfinding signs featuring brilliant designs in a variety of options and colors.

Indoor wayfinding projects usually include a wide array of wall and door signs, as well as other directional signs. Each project has its own specific requirements but most of the projects today must be 100% ADA compliant.

Vista Art , the new product series, supplies just that.

Choose one of the beautiful designs that appear in the catalog and trust our experts to supply signs living up to the highest and most strict ADA regulations.

and let thy feet
millenniums hence
be set in midst of knowledge



Color Blocks - Infinite Options

1/8" Colored sign face

Available Finishes:

More than 40 standard colors available. Colors chosen from selection chart (page 23) are applied on 1/8" ADA compliant matt substrate. Custom colors (when used) are sub-surface painted on 1/8" thick non-glare acrylic substrate.

Sign face includes:

- Raised text (ADA compliant plastic materials, attached by high bond adhesive).
- Clear braille beads.

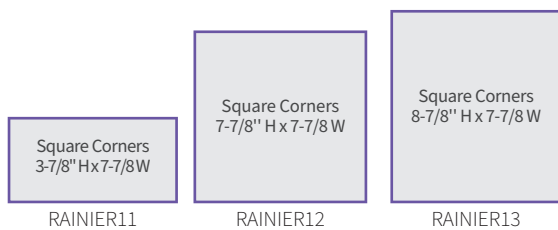
Standard products include 6 sizes and shapes (15 day delivery time). Custom products available at customer request (delivery time TBA).

STEP A

Choose a size and shape:

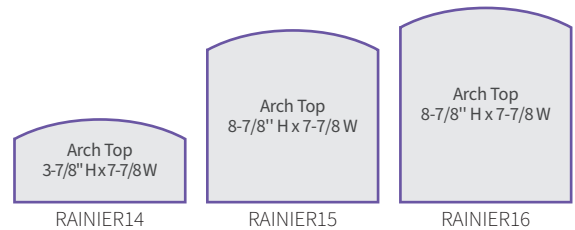
1. Square Corners:

- a. 3-7/8" H x 7-7/8" W
- b. 7-7/8" H x 7-7/8" W
- c. 8-7/8" H x 7-7/8" W



2. Arch Top:

- a. 3-7/8" H x 7-7/8" W
- b. 7-7/8" H x 7-7/8" W
- c. 8-7/8" H x 7-7/8" W



STEP B

Choose a standard background color from the color selection chart (page 273) or ask us for a custom matching one.

STEP D

Choose a sign symbol (pictogram) if needed. View sign symbol library on page 274.

STEP C

Choose the font type and color:


Recommended ADA compliant fonts:

- | | |
|---------------|----------|
| 1. Arial | RESTROOM |
| 2. Futura | RESTROOM |
| 3. Helvetica | RESTROOM |
| 4. Myriad Pro | RESTROOM |

Other fonts can be requested.

For more information about ADA compliant fonts, visit page 275.

View text color chart on page 273.



Clean and Pristine - The Professional Look

1/8" thick modified acrylic substrate with simulated aluminum finish.

Available Finishes: Brushed Aluminum / Satin Aluminum.

Sign face includes:

- Raised text (ADA compliant plastic materials, attached by high bond adhesive).
- Silver metal braille beads.

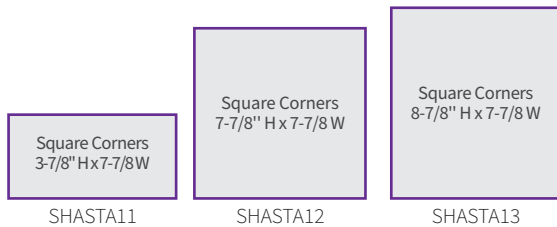
Standard products include 6 sizes and shapes (15 day delivery time). Custom products available at customer request (delivery time TBA).

STEP A

Choose a size and shape:

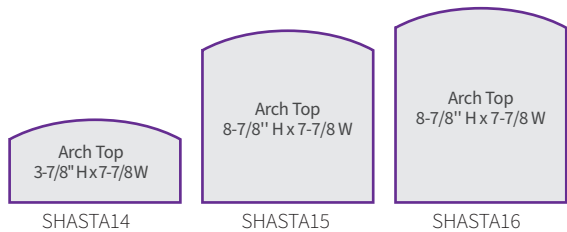
1. Square Corners:

- a. 3-7/8" H x 7-7/8" W
- b. 7-7/8" H x 7-7/8" W
- c. 8-7/8" H x 7-7/8" W



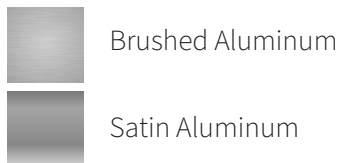
2. Arch Top:

- a. 3-7/8" H x 7-7/8" W
- b. 7-7/8" H x 7-7/8" W
- c. 8-7/8" H x 7-7/8" W



STEP B

Choose a Finish:



STEP D

Choose a sign symbol (pictogram) if needed. View sign symbol library on page 274.

STEP C

Choose the font type and color:

Recommended ADA compliant fonts:

- | | |
|---------------|----------|
| 1. Arial | RESTROOM |
| 2. Futura | RESTROOM |
| 3. Helvetica | RESTROOM |
| 4. Myriad Pro | RESTROOM |

Other fonts can be requested.

For more information about ADA compliant fonts, visit page 275.

View text color chart on page 273.



Going Green - Woody and Wonderful

1/8" thick modified acrylic substrate with simulated wood finish.

Available Finishes: Birch / Cherry / Walnut.

Sign face includes:

- Raised text (ADA compliant plastic materials, attached by high bond adhesive).
- Clear braille beads.

Standard products include 6 sizes and shapes (15 day delivery time). Custom products available at customer request (delivery time TBA).



STEP A

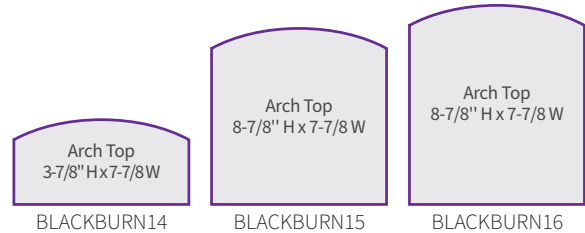
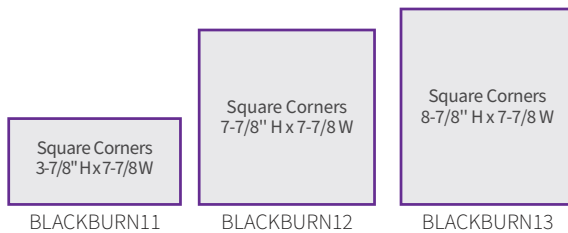
Choose a size and shape:

1. Square Corners:

- a. 3-7/8" H x 7-7/8" W
- b. 7-7/8" H x 7-7/8" W
- c. 8-7/8" H x 7-7/8" W


2. Arch Top:

- a. 3-7/8" H x 7-7/8" W
- b. 7-7/8" H x 7-7/8" W
- c. 8-7/8" H x 7-7/8" W



STEP B

Choose a simulated wood sign face finish:



STEP C

Choose the font type and color:

Recommended ADA compliant fonts:

- | | |
|---------------|----------|
| 1. Arial | RESTROOM |
| 2. Futura | RESTROOM |
| 3. Helvetica | RESTROOM |
| 4. Myriad Pro | RESTROOM |

STEP D

Choose a sign symbol (pictogram) if needed. View sign symbol library on page 274.

Other fonts can be requested.

For more information about ADA compliant fonts, visit page 275.

View text color chart on page 273.



Classic and Prestigious - The Combination Game

1/8" P95 heavy matte acrylic faceplate with standoff hardware, combined with either aluminum, wood or acrylic panels.

Available Finishes:

Back panels base on the following product series: Rainer, Shasta, and Blackburn.

Sign face includes:

- Raised text (ADA compliant plastic materials, attached by high bond adhesive).
- Clear braille beads.

Standard products include 6 sizes and shapes (15 day delivery time). Custom products available at customer request (delivery time TBA).

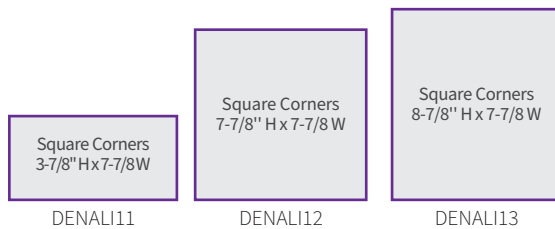


STEP A

Choose a size and shape:

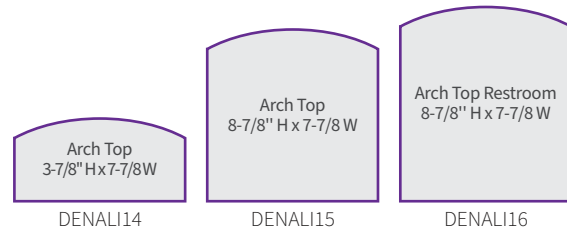
1. Square Corners:

- a. 3-7/8" H x 7-7/8" W
- b. 7-7/8" H x 7-7/8" W
- c. 8-7/8" H x 7-7/8" W



2. Arch Top:

- a. 3-7/8" H x 7-7/8" W
- b. 7-7/8" H x 7-7/8" W
- c. 8-7/8" H x 7-7/8" W



STEP B

Choose a back sign finish:

- 1. Simulated wood (Birch / Cherry / Walnut).
- 2. Aluminum (Brushed / Satin).
- 3. Subsurface paint (from the color selection chart (page 273)).

STEP D

Choose a sign symbol (pictogram) if needed. View sign symbol library on page 274.

STEP C

Choose the font type and color:

Recommended ADA compliant fonts:

- | | |
|---------------|----------|
| 1. Arial | RESTROOM |
| 2. Futura | RESTROOM |
| 3. Helvetica | RESTROOM |
| 4. Myriad Pro | RESTROOM |

Other fonts can be requested.

For more information about ADA compliant fonts, visit page 275.

View text color chart on page 273.



2-Tone Round Corners

1/8" subsurface painted, non-glare acrylic faceplate with top rounded corners

Backplate - 1/8" acrylic.
Overall sign thickness - 1/4".

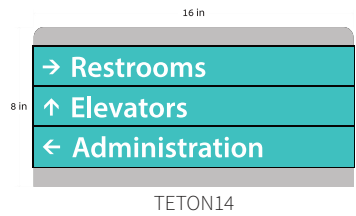
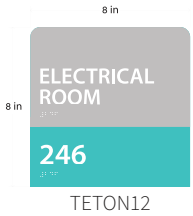
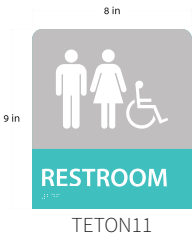
Available Finishes:
More than 40 standard colors or custom colors available for subsurface paint.

Sign face includes:
- Raised text - 1/32" thick surface applied ADA appliqué.
- Braille - friction fit acrylic raster beads.

Standard products include 4 sizes and types.
Custom products available at customer request (price and time TBA).

STEP A

Choose a sign type and size (custom sizes are also available):



STEP B

Choose standard colors from the color selection chart (page 273), select pantone colors or ask us for a custom matching one. Logos, digitally printed text or customized graphics can be added to custom products.

STEP C

Choose the font type and color.
Recommended ADA compliant fonts:

- | | |
|---------------|----------|
| 1. Arial | RESTROOM |
| 2. Futura | RESTROOM |
| 3. Helvetica | RESTROOM |
| 4. Myriad Pro | RESTROOM |

STEP D

Choose a sign symbol (pictogram) if needed. View sign symbol library on page 274.

Other fonts can be requested.
For more information about ADA compliant fonts, visit page 275.
View text color chart on page 273.



Diagonal Twins

Two 1/8" subsurface painted, non-glare acrylic plates.

Overall sign thickness - 1/4".

Available Finishes:

More than 40 standard colors or custom colors available for subsurface paint.

Sign face includes:

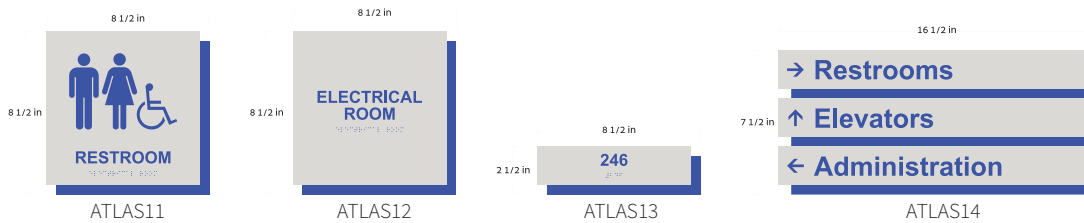
- Raised text - 1/32" thick surface applied ADA appliqué.
- Braille - friction fit acrylic raster beads.

Standard products include 4 sizes and types.

Custom products available at customer request (price and delivery time TBA).

STEP A

Choose a sign type and size (custom sizes are also available):



STEP B

Choose standard colors from the color selection chart (page 273), select pantone colors or ask us for a custom matching one.

Logos, digitally printed text or customized graphics can be added to custom products.

STEP D

Choose a sign symbol (pictogram) if needed. View sign symbol library on page 274.

STEP C

Choose the font type and color:

Recommended ADA compliant fonts:

- | | |
|---------------|----------|
| 1. Arial | RESTROOM |
| 2. Futura | RESTROOM |
| 3. Helvetica | RESTROOM |
| 4. Myriad Pro | RESTROOM |

Other fonts can be requested.

For more information about ADA compliant fonts, visit page 275.

View text color chart on page 273.



A Matching Set

1/8" subsurface painted, non-glare acrylic faceplate on top of a 1/8" wood laminate backplate.

Overall sign thickness - 1/4".

Available Finishes:

More than 40 standard colors or custom colors available for subsurface paint. 3 wood finishes available for backplate.

Sign face includes:

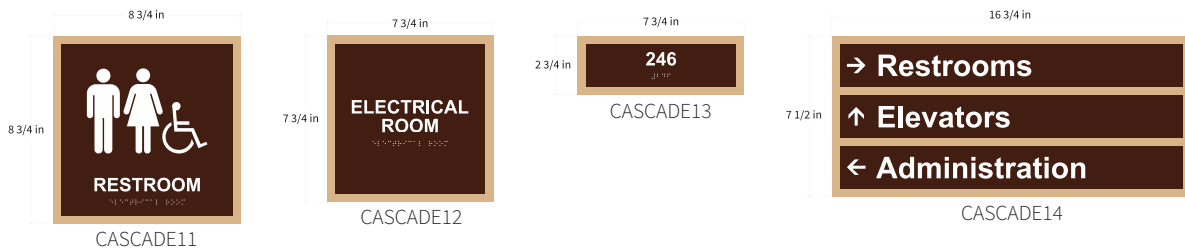
- Raised text - 1/32" thick surface applied
- Braille - friction fit acrylic raster beads.

Standard products include 4 sizes and types.

Custom products available at customer request (price and delivery time TBA).

STEP A

Choose a sign type and size (custom sizes are also available):




STEP B

1. Choose a standard color for the faceplate from the color selection chart (page 273), select a pantone color or ask us for a custom matching one.

Logos, digitally printed text or customized graphics can be added to custom products.


2. Choose a simulated wood finish:



Birch



Cherry



Walnut

STEP C

Choose the font type and color:

Recommended ADA compliant fonts:

- | | |
|---------------|----------|
| 1. Arial | RESTROOM |
| 2. Futura | RESTROOM |
| 3. Helvetica | RESTROOM |
| 4. Myriad Pro | RESTROOM |

Other fonts can be requested.

For more information about ADA compliant fonts, visit page 275.

View text color chart on page 273.

STEP D

Choose a sign symbol (pictogram) if needed.

View sign symbol library on page 274.



Designers' Dream

1/8" subsurface painted, non-glare acrylic faceplate with a 1/4" horizontal, brushed aluminum accent bar.

Backplate - 1/32" brushed aluminum laminate applied to 1/8" acrylic. Overall sign thickness - 1/2".

Available Finishes:

More than 40 standard colors or custom colors available for subsurface paint.

Sign face includes:

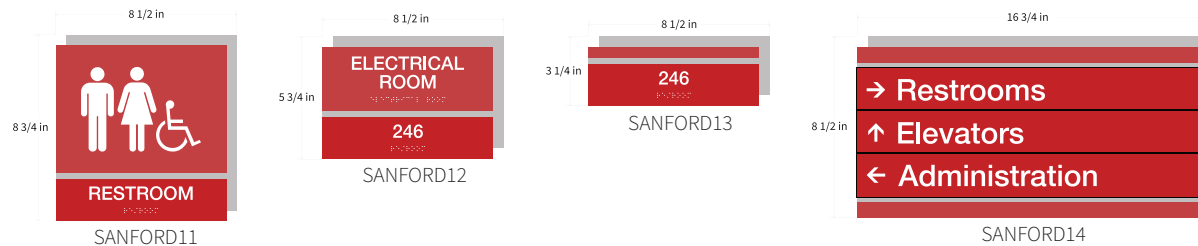
- Raised text – 1/32" thick surface applied ADA appliqué.
- Braille - friction fit acrylic raster beads.

Standard products include 4 sizes and types.

Custom products available at customer request (price and delivery time TBA).

STEP A

Choose a sign type and size (custom sizes are also available):



STEP B

Choose standard colors from the color selection chart (page 273), select pantone colors or ask us for a custom matching one. Logos, digitally printed text or customized graphics can be added to custom products.

STEP D

Choose a sign symbol (pictogram) if needed. View sign symbol library on page 274.

STEP C

Choose the font type and color:

Recommended ADA compliant fonts:

- | | |
|---------------|----------|
| 1. Arial | RESTROOM |
| 2. Futura | RESTROOM |
| 3. Helvetica | RESTROOM |
| 4. Myriad Pro | RESTROOM |

Other fonts can be requested.

For more information about ADA compliant fonts, visit page 275.

View text color chart on page 273.



Gone Surfing...

1/8" Wave shaped, subsurface painted, non-glare acrylic faceplate with metal backplate.

Backplate - 1/32" multi-directional, brushed aluminum laminate applied to 1/8" acrylic.

Overall sign thickness - 1/4".

Available Finishes:

More than 40 standard colors or custom colors available for subsurface paint.

Sign face includes:

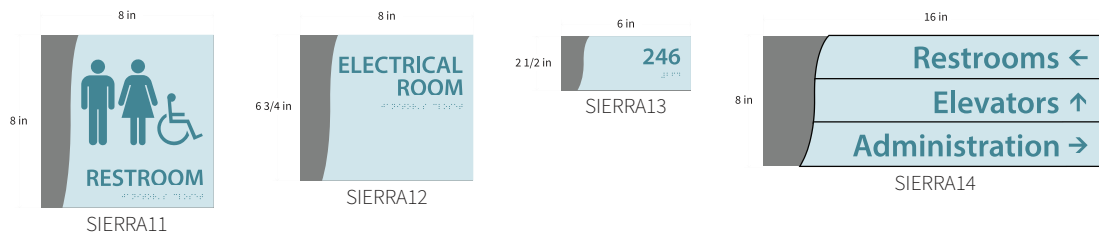
- Raised text – 1/32" thick surface applied ADA appliqué.
- Braille - friction fit acrylic raster beads.

Standard products include 4 sizes and types.

Custom products available at customer request (price and delivery time TBA).

STEP A

Choose a sign type and size (custom sizes are also available):



STEP B

Choose a standard color for the faceplate from the color selection chart (page 273), select a pantone color or ask us for a custom matching one.

Logos, digitally printed text or customized graphics can be added to custom products.

STEP D

Choose a sign symbol (pictogram) if needed. View sign symbol library on page 274.

STEP C

Choose the font type and color:

Recommended ADA compliant fonts:

- | | |
|---------------|----------|
| 1. Arial | RESTROOM |
| 2. Futura | RESTROOM |
| 3. Helvetica | RESTROOM |
| 4. Myriad Pro | RESTROOM |

Other fonts can be requested.

For more information about ADA compliant fonts, visit page 275.

View text color chart on page 273.



2-Tone Square Corners

1/8" subsurface painted, non-glare acrylic faceplate with square corners.

Backplate - 1/8" acrylic.

Overall sign thickness - 1/4".

Available Finishes:

More than 40 standard colors or custom colors available for subsurface paint.

Sign face includes:

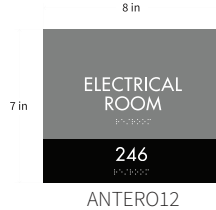
- Raised text – 1/32" thick surface applied ADA appliqué.
- Braille - friction fit acrylic raster beads.

Standard products include 4 sizes and types.

Custom products available at customer request (price and delivery time TBA).

STEP A

Choose a sign type and size (custom sizes are also available):



STEP B

Choose standard colors from the color selection chart (page 273), select pantone colors or ask us for a custom matching one.

Logos, digitally printed text or customized graphics can be added to custom products.

STEP D

Choose a sign symbol (pictogram) if needed. View sign symbol library on page 274.

STEP C

Choose the font type and color:

Recommended ADA compliant fonts:

- | | |
|---------------|----------|
| 1. Arial | RESTROOM |
| 2. Futura | RESTROOM |
| 3. Helvetica | RESTROOM |
| 4. Myriad Pro | RESTROOM |

Other fonts can be requested.

For more information about ADA compliant fonts, visit page 275.

View text color chart on page 273.



Suit and Tie

1/8" subsurface painted, non-glare acrylic faceplate with a predominant brushed aluminum side accent bar.

Backplate - 1/8" black acrylic.

Side Accent - 1/8" brushed aluminum Rowmark material on 1/16" acrylic.

Overall sign thickness - 1/4".

Available Finishes:

More than 40 standard colors or custom colors available for subsurface paint.

Sign face includes:

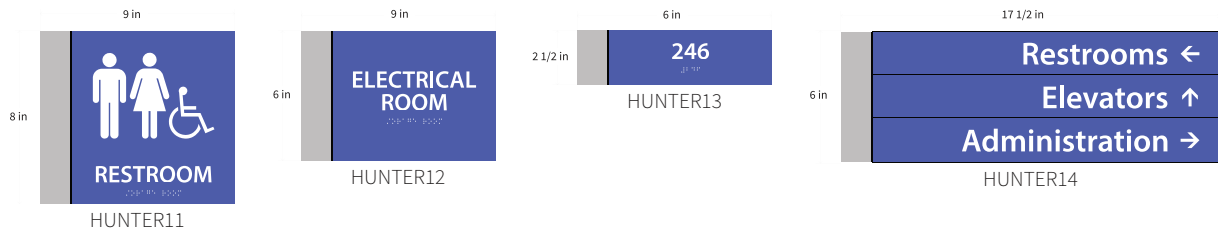
- Raised text – 1/32" thick surface applied ADA appliqué.
- Braille - friction fit acrylic raster beads.

Standard products include 4 sizes and types.

Custom products available at customer request (price and delivery time TBA).

STEP A

Choose a sign type and size (custom sizes are also available):



STEP B

Choose a standard color from the color selection chart (page 273), select pantone color or ask us for a custom matching one. Logos, digitally printed text or customized graphics can be added to custom products.

STEP D

Choose a sign symbol (pictogram) if needed. View sign symbol library on page 274.

STEP C

Choose the font type and color:

Recommended ADA compliant fonts:

- | | |
|---------------|----------|
| 1. Arial | RESTROOM |
| 2. Futura | RESTROOM |
| 3. Helvetica | RESTROOM |
| 4. Myriad Pro | RESTROOM |

Other fonts can be requested.

For more information about ADA compliant fonts, visit page 275.

View text color chart on page 273.



Floating Charm

Two-part 1/8" subsurface painted, non-glare acrylic faceplate.

Backplate - 1/8" subsurface painted non-glare acrylic.

Overall sign thickness - 1/4".

Available Finishes:

More than 40 standard colors or custom colors available for subsurface paint for each faceplate part (can be 2 different colors).

Sign face includes:

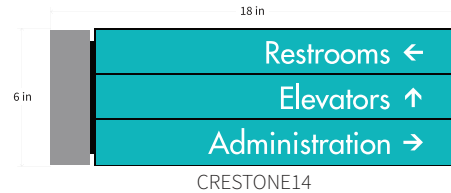
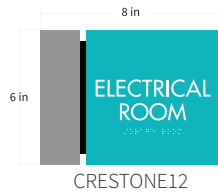
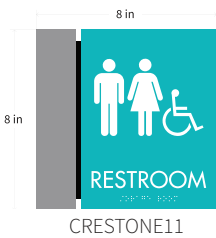
- Raised text – 1/32" thick surface applied ADA appliqué.
- Braille - friction fit acrylic raster beads.

Standard products include 4 sizes and types.

Custom products available at customer request (price and delivery time TBA).

STEP A

Choose a sign type and size (custom sizes are also available):



STEP B

Choose standard colors from the color selection chart (page 273), select pantone colors or ask us for a custom matching one. Logos, digitally printed text or customized graphics can be added to custom products.

STEP D

Choose a sign symbol (pictogram) if needed. View sign symbol library on page 274.

STEP C

Choose the font type and color:

Recommended ADA compliant fonts:

- | | |
|---------------|----------|
| 1. Arial | RESTROOM |
| 2. Futura | RESTROOM |
| 3. Helvetica | RESTROOM |
| 4. Myriad Pro | RESTROOM |

Other fonts can be requested.

For more information about ADA compliant fonts, visit page 275.

View text color chart on page 273.


















TOOLS

- ADA Finish & Color Selection
- Standard Sign Symbols
- Recommended ADA Compliant Fonts

Text, Insert & Sign Colors

(ADA guidelines require either light characters on a dark background or dark characters on a light background).

						
Red 601	Burgundy 602	Bordeaux 671	Passion Pink 661	Canyon 823	Orange 603	Yellow 701
						
Grass Green 905	Bright Green 901	Pine Green 902	Teal 921	Black Forest Green 903	Bahama Blue 509	Maui Blue 507
						
China Blue 302	Blue 501	Air Force Blue 504	Marine Blue 502	Antique Ivory 801	Sand 808	Ash 214
						
Parchment 811	Sandalwood 218	White 201	Bright White 204	Light Grey 305	Pearl Grey 306	Driftwood 595
						
Grey 301	Silver Grey 308	Charcoal Grey 307	Cinder 413	Beige 831	Candlewick 805	Taupe 802
						
Dark Brown 803	Med Brown 821	Black 401	Copper 891	Deep Bronze 871	Gold 771	Silver 304
						
Graphite 398	Clear 101	Brushed Aluminum 354				



Unisex With Handicap
Image-PG1



Unisex Without
Handicap
Image-PG2



Men With Handicap
Image-PG3



Men Without
Handicap
Image-PG4



Women With
Handicap
Image-PG5



Women Without
Handicap
Image-PG6



Family With Handicap
Image-PG7



Family Without
Handicap
Image-PG8



Transgender With
Handicap
Image-PG9



Transgender With
Handicap
Image-PG9



Alternative Handicap
for use in New York
PG10



Alternative Unisex
for use in California
PG11



Alternative Men
for use in California
PG12




Alternative Women
for use in California
PG12



In Case of Fire
Image-PG14



Elevator
Image-PG15



Stairs
Image-PG16



Floor Level
Image-PG17

Arial

A B C D E F G H I J K L M N O P Q R S T U V W X Y Z
1 2 3 4 5 6 7 8 9

Futura

A B C D E F G H I J K L M N O P Q R S T U V W X Y Z
1 2 3 4 5 6 7 8 9

Helvetica

A B C D E F G H I J K L M N O P Q R S T U V W X Y Z
1 2 3 4 5 6 7 8 9

Myriad Pro

A B C D E F G H I J K L M N O P Q R S T U V W X Y Z
1 2 3 4 5 6 7 8 9

Other fonts can be substituted by request.

Please be aware that ADA codes specify that characters shall be sans serif and shall not be italic, oblique, scrip, highly decorative or other unusual forms.
Raised characters shall be uppercase and 0.625" minimum to 2" maximum in height.

The text used on ADA signs should aid the visually impaired to clearly read the sign with their eyes or easily feel the characters with their fingers when needed.

VISTA FOR YOU

ADA SPECIALISTS

Vista's team of professionals ensures that your signage requirements meet the ADA Accessibility Guidelines.

WARRANTY

All sign types are manufactured at the highest standards, maintaining durability and functionality alike.


Warranty for all signs in this catalog is for a period of five years, under normal and proper use, maintenance and installations.

MADE IN THE U.S.A.

Vista is proud to produce wayfinding signage to the trade for the past 20 years.

From our Sarasota based factory, we are selling all over the United States and beyond.

WE STRONGLY BELIEVE, SOME
THINGS CANNOT BE COPIED!



Vista Slider

Simple Communication



Slider solutions for Vista product series

- Alternate message display
- Plastic / Aluminum elements
- Fits to many Vista product series
- Clever and cost effective

As part of its vision to provide a complete solution for any way-finding project, Vista System developed several solutions for slider signs.


Slider signs realize the needs of the workplace: office buildings, educational institutions and medical facilities can benefit from one sign that functions with alternating graphics as a multiple way-finding solution! It is both clever and cost effective.

Type 1: Aluminum Slider

This is a horizontal oriented wall sign with an aluminum slider profile that can be used to display alternating messages! It is perfect for displaying "OCCUPIED/VACANT", and comes in our standard Vista curved frame extrusion.

As you have come to expect from our products, it's smart, elegant and very easy to install and update.

This slider element is available for our V40, V60 and V80 extrusions and in any length required up to 14 feet.



Type 2: Plastic Slider

A combination of a plastic slider element, embedded into an existing aluminum wall sign, allowing interchangeable graphics on top, while the bottom slider provides the necessary "Open / Closed" function.

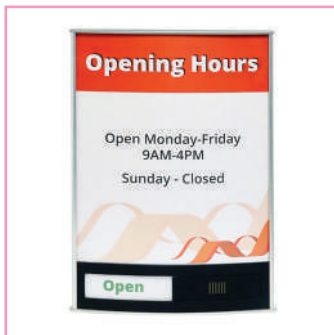
This option of a plastic slider element comes in 3 width sizes: 200, Letter and A4, and can fit our top three way-finding series:

- Vista System
- Vista Square
- Vista Nova

Scan the barcode to view the slider in action!

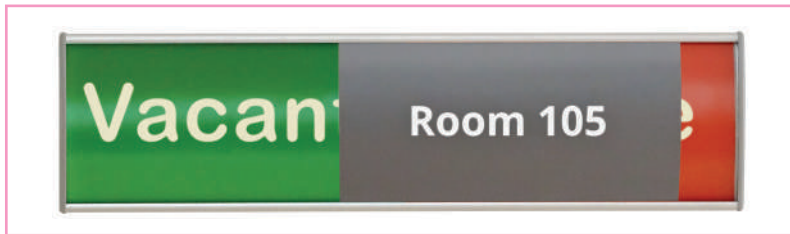


<http://goo.gl/7o3KuZ>



Type 3: Basic Slider

A polycarbonate slider element is inserted into the channels of the sign and moves along those channels. This slider element can be incorporated in the Vista and Vista Square line of products. In this case, the slider element size is a direct derivative of the chosen sign frame. This kind of solution allows a presentation of fixed graphics on the slider element, in addition to the interchangeable graphics underneath.



Now it is easier than ever before, to display the availability of offices, clinics, conference rooms and classrooms. The aluminum sign frames are strong, vandal proof, easily maintained and require no special tools for mounting on walls, doors or various other materials.

The slider elements provide yet another personalization element and the frame is providing just the right background, without dominating to message.

Vista Slider signs are now available in a variety of lines: Vista, Square and Nova. They are now more than ever, OPEN FOR BUSINESS!

Vista Slider video campaign is the winner of the Smile Festival, European festival of Publicity and Humor.

Watch the award winning video here!



<http://goo.gl/cCms3p>

Slider Solutions Kit

Purchase our Slider kit and discover all available solutions!



The kit includes 5 different signs:

- Vista sign (V-A4 x 5")
Square sign (F200 x 5")
Nova sign (VNLetter x 4") – with a plastic slider element.
- Vista sign (V60 x 10") with an aluminum Slider.
- Square sign (F80 x 10") with a basic slider.



TRY it, you'll love it!



Call and ask for Vista Slider kit!

For local contact details visit:
www.vistasystem.com/contact-us



Vista DISPLAY

Display it right



Innovative Display products

- High quality display products
- Fits onto curved and flat surfaces
- Accommodates a removable front insert
- Combines perfectly with Vista frames

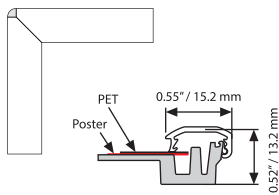
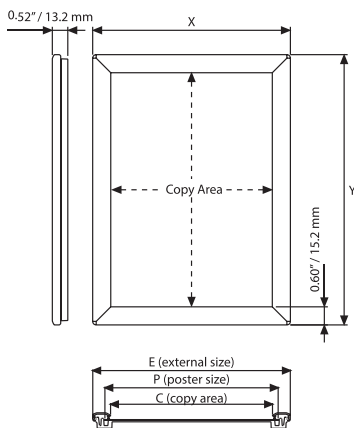



Snap Frames

0.55" flat profile design

- Silver anodized aluminium profile finish
- Optional counter support
- Eco-friendly.
- Non-glare poster clear cover

This product comes ready for wall mounting with 2 holes on both long sides. Wall hanging is also available with wall hanger holes; placed on one of short and long sides.



*No minimum order

Product #	Frame size (x-y)	Insert size	Graphics size	Description
TM-145N057UCP-U	5.83x7.83"	5x7"	4.61x6.61"	Without Back Support
TM-145N157UCP-U	5.83x7.83"	5x7"	4.61x6.61"	With Back Support
TM-145N0A5UCP	169x231 mm	148x210 mm (A5)	138x200 mm	Silver anodized
TM-145B0A5UCP	169x231 mm	148x210 mm (A5)	138x200 mm	Black

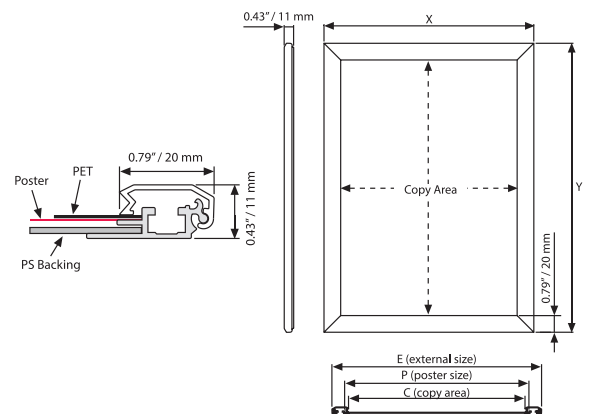


Snap Frames

0.79" flat profile design

- Ideal for small-sized posters.
- Silver anodized profile finish
- Non-glare poster clear cover

Changing graphic substrates in Vista Snap frames is quick and easy to do. This feature makes it the perfect sign for your marketing or advertising promos, such as special sales, events or shows.

Each frame includes wall mounting accessories (4 screws & 4 plugs).



*No minimum order

Product #	Frame size (x-y)	Insert size	Graphics size
TM-205N01UCN-U	12.2x15.2"	11x14"	10.70x13.70"
TM-205N0A4UCN	240x327 mm	210x297 mm (A4)	202x289 mm
TM-205N0A3UCN	327x450 mm	297x420 mm (A3)	289x412 mm

Snap Frames

32mm flat profile design

- Ideal for posters of every size.
- Silver anodized profile finish
- Non-glare poster clear cover

Changing graphic substrates in Vista Snap frames is quick and easy to do. This feature makes it the perfect sign for your marketing or advertising promos, such as special sales, events or shows.

Each frame includes wall mounting accessories (4 screws & 4 plugs).

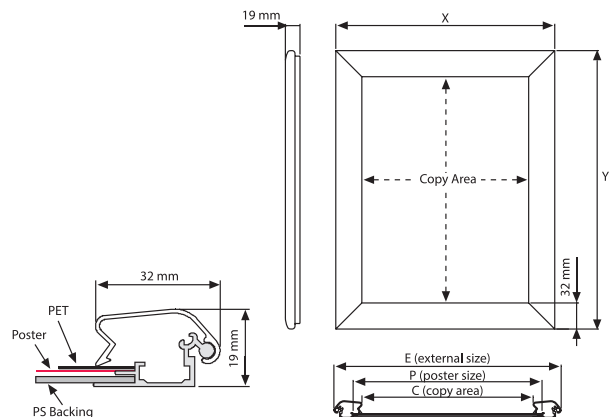


TM-A011010UYA1pc hanger



*No minimum order

Product #	Frame size (x-y)	Insert size	Graphics size
TM-325N0A2UCN	463x637 mm	420x594 mm (A2)	400x574 mm
TM-325N0A1UCN	637x884 mm	594x841 mm (A1)	574x821 mm
TM-325N0B2UCN	543x743 mm	500x700 mm	480x680 mm
TM-325N0B1UCN	743x1043 mm	700x1000 mm	680x980 mm



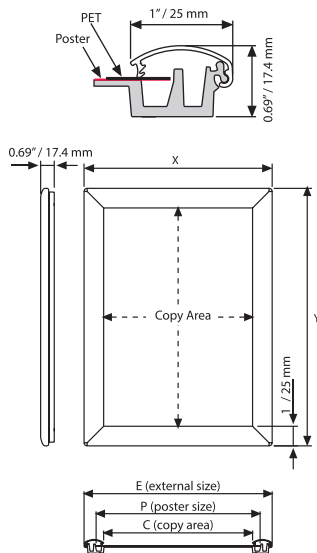


Snap Frames

1" arched profile design

- Silver anodized profile finish
- Optional counter support
- Non-glare poster clear cover

This product comes ready for wall mounting with 2 holes on both long sides. Wall hanging is also available with wall hanger holes; placed on one of short and long sides.



*No minimum order

Product #	Frame size (x-y)	Insert size	Graphics size	Description
TM-255N081UCP1PC-U	9.72x12.22"	8.5x11"	7.75x10.25"	without Back Support
TM-255N181UCP-U	9.72x12.22"	8.5x11"	7.75x10.25"	with Back Support
TM-255N017UCP-U	12.22x18.22"	11x17"	9.78x15x78"	without Back Support
TM-255N022UCP-U	23.22x29.22"	22x28"	21.25x27.25"	without Back Support
TM-255N0A2UCP	241x328 mm	210x297 mm (A4)	191x278 mm	Silver anodized
TM-255B0A4UCP	628x875 mm	594x841 mm (A1)	191x278 mm	Black
TM-255N0A3UCP	328x451 mm	297x420 mm (A3)	278x401 mm	Silver anodized
TM-255N0A2UCP	451x625 mm	420x594 mm (A2)	401x575 mm	Silver anodized
TM-255N0B2UCP	534x734 mm	500x700 mm (B2)	484x684 mm	Silver anodized
TM-255N0A1UCP	628x875 mm	594x841 mm (A1)	578x825 mm	Silver anodized

Double Sided Snap Frame

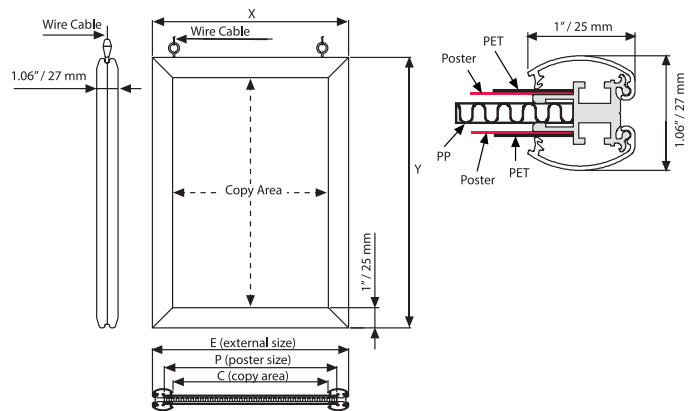
1" arched profile design

A great solution for presenting a poster that needs to be viewed from both directions. Can be used also in case no wall mounting options are available. Perfect for being positioned in galleries or in front of shop windows so it can be viewed both from inside and from the outside.



TM-KIT - \$13,94

TM-A001020UYA-U for 8.5"x11" to 24"x36"
Hanger kit to be ordered separately.



*No minimum order

Product #	Frame size (x-y)	Insert size	Graphic size
TM-255N281UCD-U	9.68x12.18"	8.5x11"	7.79x10.29"
TM-255N217UCD-U	12.18x18.18"	11x17"	10.29x16.29"
TM-255N224UCD-U	25.18x37.18"	24x36"	23.29x35.29"
TM-255N2A4UCD	240x327 mm	210x297 mm (A4)	192x279 mm
TM-255N2A3UCD	327x450 mm	297x420 mm (A3)	279x402 mm
TM-255N2A2UCD	450x624 mm	420x594 mm (A2)	402x576 mm

Illuminated Snap Frame

1" arched profile design

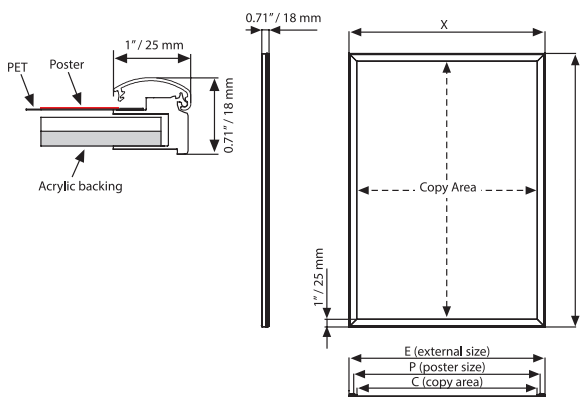
- Silver anodized profile finish
- 18mm (0.70") overall thickness
- Antireflex poster cover
- Includes 3.5 meter (137.80") cable and wall hangers

This very slim single sided Ledbox is ideal for wide range of indoor applications. The special treated acrylic backing provides a homogenous lighting that will surely get the attention of visitors wherever it is mounted.

The sign comes with power cord and transformer.

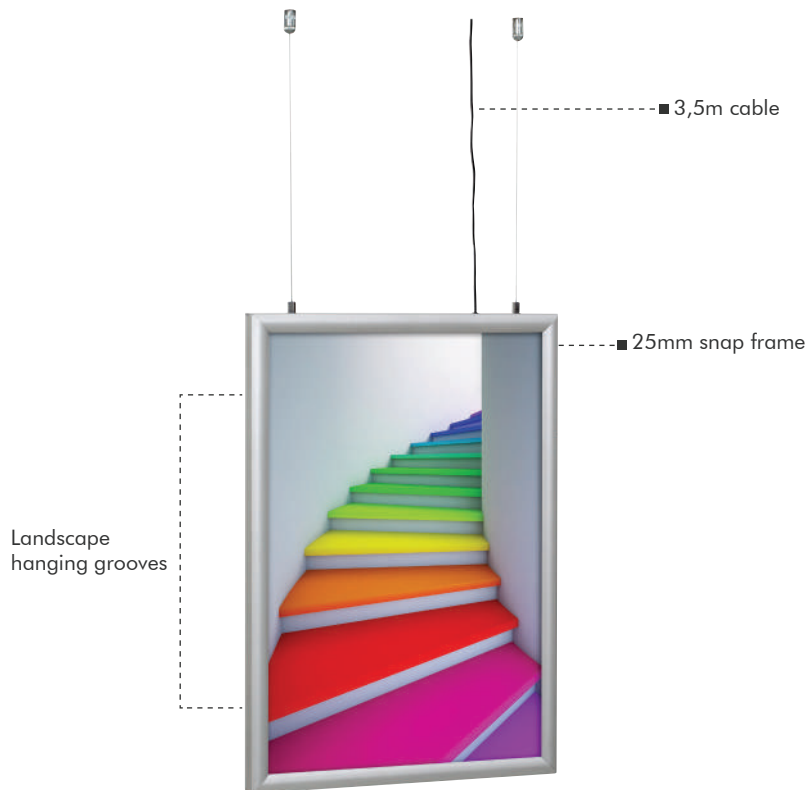


137.80" / 3.5 m cable



*No minimum order

Product #	Frame size (x-y)	Insert size	Graphic Size
TM-25TN017ULB-U	12.20x18.19"	11x17"	10.20x16.18"
TM-25TN022ULB-U	23.19x29.21"	22x28"	21.18x27.20"
TM-25TN024ULB-U	25.20x37.20"	24x36"	23.19x35.20"



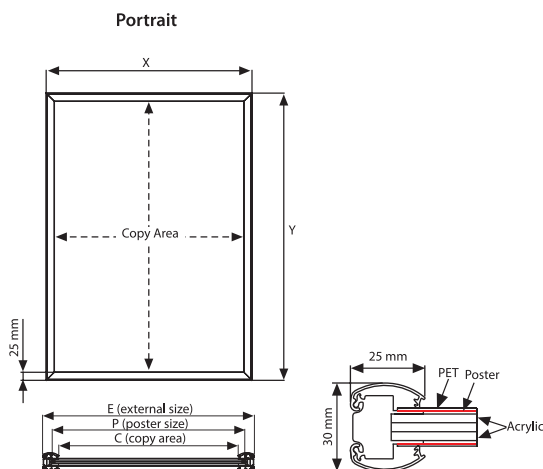
Illuminated Double-Sided Snap Frame

25mm arched profile design

- Silver anodized profile finish
- 30mm overall thickness
- Antireflex poster cover
- Includes 3.5 meter long power supply and suspension kit.

All units pass CE/UL PAT tests and are supplied with their quality certificates. Delivered with 3,5 meter long cable and EU plug. UK and US plugs should be specified with order.

This very slim double sided Ledbox is ideal for wide range of indoor applications. The special treated acrylic backing provides a homogenous lighting that will surely get the attention of visitors wherever it is mounted.



*No minimum order

Product #	Frame size (x-y)	Insert size	Graphic Size
TM-25CN0A4ULB	240x327 mm	210x297 mm (A4)	189x276 mm
TM-25CN0A3ULB	327x450 mm	297x420 mm (A3)	276x399 mm

Wall Mounted Poster Pocket

Vista's durable clear poster pocket is a simple practical solution for easily placing information on wall, let it be for promotional, decorative or instructive purposes.

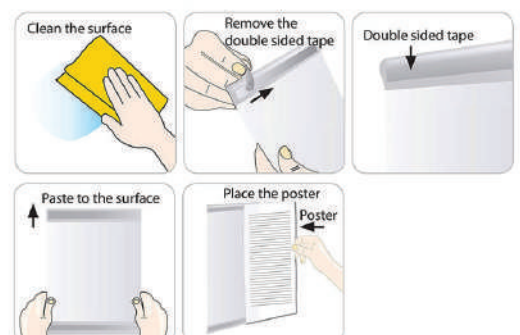
No tools required for installation. The product includes powerful and high quality permanent adhesive strips that can be applied to any flat surface.

Made of non-glare PET material, resistant to scratch.

This poster pocket is being used everywhere, from offices, to children bedrooms, from classes to restaurants and can display advertisements, pictures, menus, price lists and much more.



Pet Pocket , no tools required, mount it in less than a minute!



*No minimum order

Product #	Insert Size	W	Y
TM-C1D0081UPC-U	8.5x11"	8.5"	11.14"

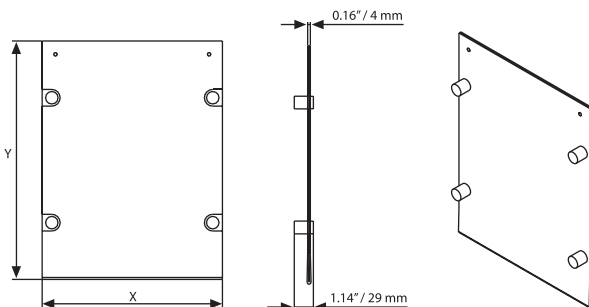
Wall Mounted Acrylic Sign

A frameless elegant acrylic sign including 4 chrome silver standoff units, suitable for promotional, directional, or branding purposes.

- Made of 2mm (0.07") clear acrylic plates.
- Available in a variety of poster sizes.
- Graphics can be changed easily by sliding.



Fixing kit included.


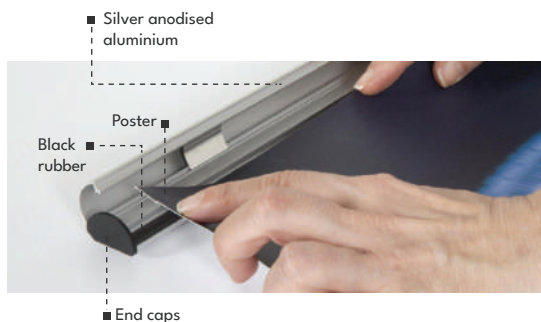


*No minimum order

Product #	Frame size (x-y)	Insert size
TM-S0DCS81USM-U	10.87x13.37"	8.5x11"
TM-S0DCS17USM-U	13.37x19.36"	11x17"
TM-S0DCS18USM-U	20.36x26.36"	18x24"
TM-S0DCS22USM-U	24.36x30.36"	22x28"
TM-S0D00A4USM1pc	270x357 mm	210x297 mm (A4)
TM-S0D00A3USM1pc	357x480 mm	297x420 mm (A3)

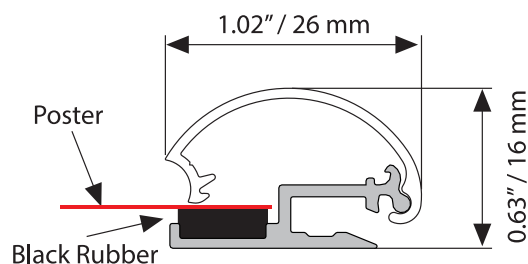
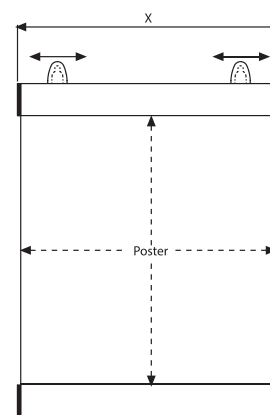
Poster Clip


Top and bottom aluminum profiles for posters in a variety of sizes.
Product includes hangers for wall mounting and ceiling suspension.



*No minimum order

Product #	Frame size (x)	Insert size
TM-26SN458UPT-U	18.19"	18"
TM-26SN559UPT-U	22.17"	22"
TM-26SN610UPT-U	24.17"	24"
TM-26SN686UPT-U	27.17"	27"
TM-26SN762UPT-U	30.16"	30"
TM-26SN915UPT-U	36.18"	36"
TM-26SN122UPT-U	48.19"	48"
TM-26SN182UPT-U	72.17"	72"
TM-00SN021UPC	216 mm	210 mm
TM-00SN030UPC	306 mm	300 mm
TM-00SN042UPC	426 mm	420 mm
TM-00SN050UPC	506 mm	500 mm





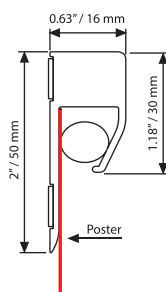
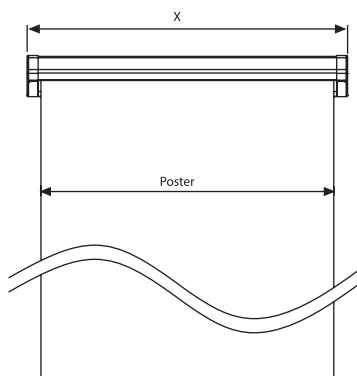

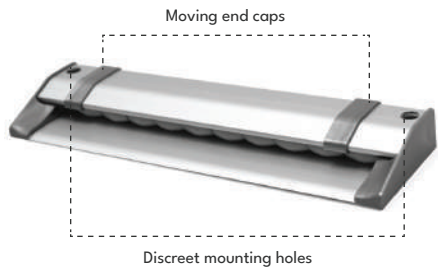
Vista Note

This simple, yet clever product, allows you to hang papers, notes or pictures without any pins or magnets.

- Minimal and clean profile design, Silver anodize finish.
- Includes cylinder mechanism to firmly hold the paper.
- Fixing set is included (screws and double-sided tape).
- Suitable for 0.1-0.8mm (0.003-0.031") paper thickness.



Vista Note is very popular in restaurants, studios, travel agencies, offices, hospitals and more.



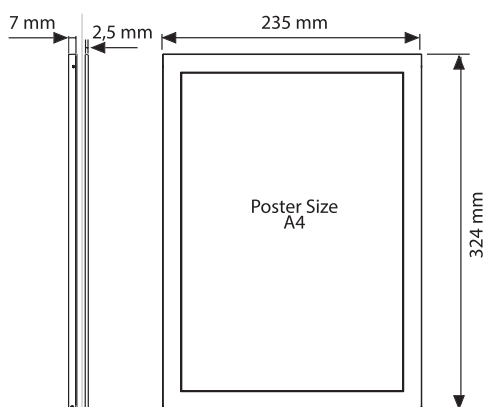
***No minimum order**

Product #	Width (x)	Insert size
TM-000N012UFN-U	12.98"	12"
TM-000N024UFN-U	24.98"	24"
TM-000N040UFN-U	40.98"	40"
TM-000N060UFN-U	60.98"	60"
TM-000N031UFN	335 mm	310 mm
TM-000N058UFN	605 mm	580 mm

Window Sign

- Suitable for A4 size posters.
- The sign is fixed on the window using a double-sided tape.
- Frame is locked with magnets.

Double-sided plastic frame, suitable for displaying posters to be viewed on both sides of a window. This is a great cost-effective solution for shops, clinics and other commercial or public centers that need constant communication with the passing crowd.

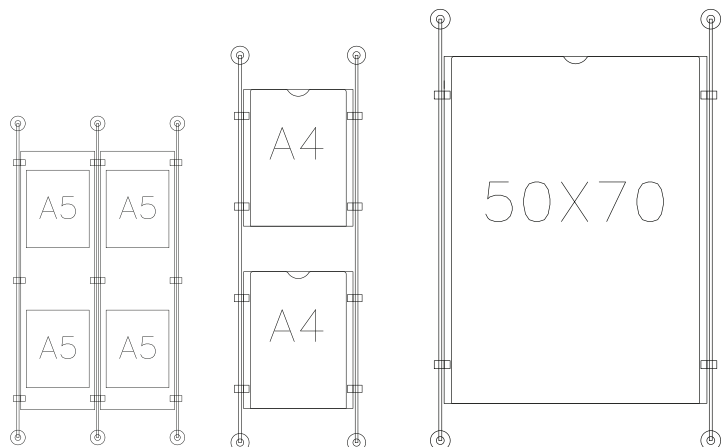



*No minimum order

Product #	Frame size (x-y)	Insert size	Graphic size	Description
TM-P10N0A4UCW1pc	235x324 mm	210x297 mm (A4)	200x287 mm	Magnetic / Ral 9006

Plexiglas Display Stands

Modular display system for leaflets and ads installed on 6 mm thick columns with Plexiglas facilities adapted to A4, A5 sizes 50/70 cm.



*No minimum order


Product #	Frame size (x-y)
RDS-2xA4	2*A4
RDS-4xA4	4*A4
RDS-4xA5	4*A5
RDS-HP	500*700 mm

A-Board Sign

- A double-sided “A-shaped” pavement sign.
- Composed of 32mm (1.25”) snap frame profiles, galvanized back and mill finish legs.
- Poster frame available finishes: Silver
- Suitable for outdoor use.

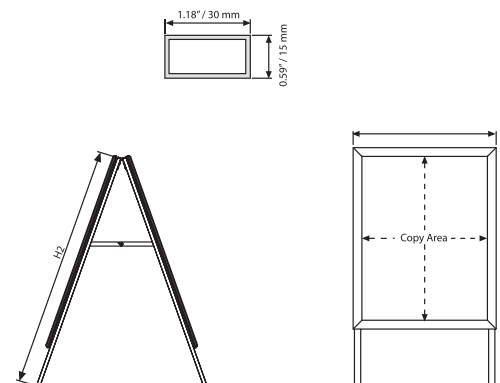
No tools required for assembly.

Attract public’s attention by placing this dominant sign at the entrance of any point of interest: stores, markets, restaurants etc.



*No minimum order

Product #	Insert size	H2	Color	Description
TM-3250N22UAB-U	22x28"	37.40"	Silver	Mitred
TM-3250N34UAB-U	30x40"	49.21"	Silver	Mitred
TM-325HNA1UAB	594x841 mm (A1)	1050 mm	Silver/Black	Mitred
TM-320HNA1UAB	594x841 mm (A1)	1050 mm	Silver	Round
TM-320HNB1UAB	700x1000 mm	1200 mm	Silver	Mitred
TM-325HNA0UAB	841x189mm (A0)	-	Silver/Black	Mitred
TM-320HNA0UAB	841x189mm (A0)	-	Silver	Round
TM-320HNB2UAB	500x700 mm	-	Silver	Mitred



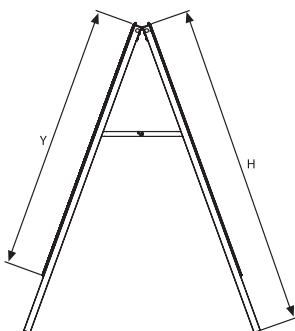
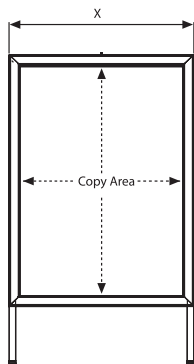


Slide-in A Sign

- Top opening slide-in 'A' board sign.
- Easy graphics change.
- Suitable for outdoor use.

No tools required for assembly.

Attract public's attention by placing this dominant sign at the entrance of any point of interest: stores, markets, restaurants etc.




***No minimum order**

Product #	Frame size (x-y)	Insert size	Graphic size	H
TM-SON0022UAB-U	24.24x30.24"	22x28"	21.09x27.09"	45.28"
TM-SON0024UAB-U	26.24x38.24"	24x36"	23.09x35.09"	45.28"

Write-on A Sign

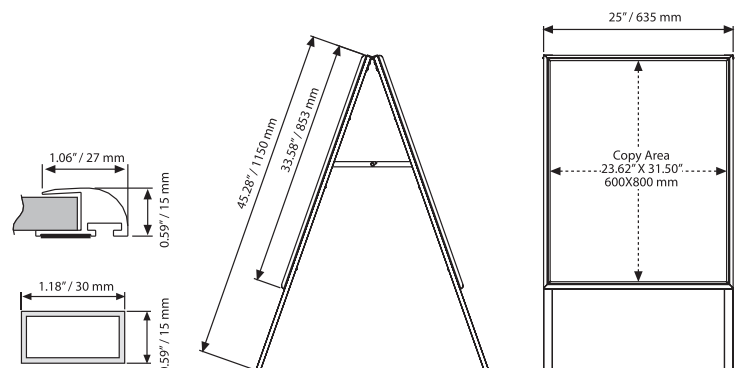
- Includes a black dry-wipe surface.
- Used with water-based chalkpens.
- Poster frame available finishes: Black
- Suitable for indoor and outdoor use (The board is waterproof).

Use this practical standing-out sign to attract public's attention with frequently updating content.



*No minimum order

Product #	Insert size	Profile finish
TM-BOBBO22UWA-U	22x28"	Silver-Black
TM-BONBOF1UWA	600x800 mm	Silver-Black



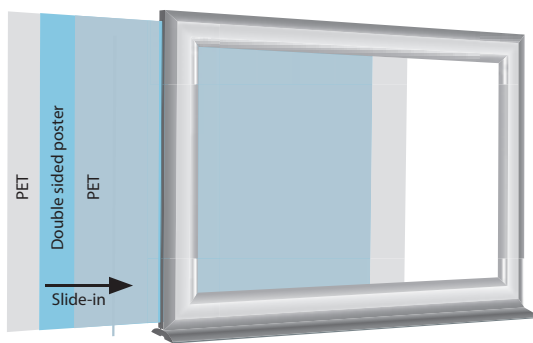


Counter Slide-in Frame

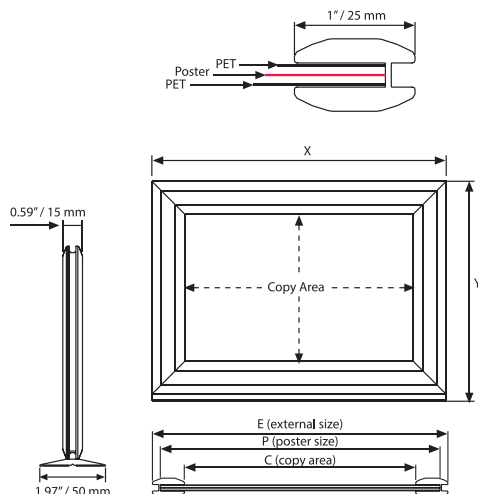
A double-sided frame for counter topping.

Perfect for displaying promotional or instruction messages. Popularly used in shops, gas stations, reception counters in hotels, banks etc.

- Easy and quick graphics change by sliding it in & out.
- Silver anodized profile finish
- The product includes 2 PET overs, an end plastic wick on the opening side and a double sided tape on the bottom.
- Suitable for outdoor use thanks to a sealing rubber on the open edge.



Please clean the surface before applying the double sided tape for better application.



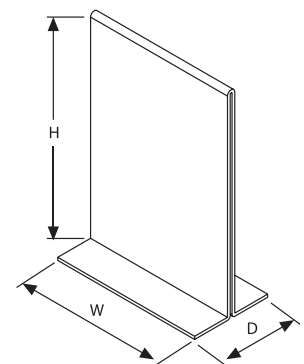


*No minimum order

Product #	Frame size (x-y)	Insert size	Graphic size
TM-255N281UCA-U	9.05x11.55"	8.5x11"	9.92x12.42"
TM-255N217UCA-U	17.55x11.55"	17x11"	15.58x9.58"
TM-255N2A5UCA	224x167 mm	210x148 mm (A5)	174x112 mm
TM-255N2A4UCA	311x229 mm	297x210 mm (A4)	261x174 mm
TM-255N2A3UCA	434x316 mm	420x297 mm (A3)	384x261 mm

Counter-Top Brochure Holder – Omega Style

- High quality transparent double-sided brochure holder.
- Available sizes: A4, A5, 1/3 A4 (DL).

Mostly used for displaying menus at restaurants, price lists at showrooms, information at hotels or clinics reception desks etc.



*No minimum order

Product #	Insert Size	W	H	D
TM-TD01000UMS1pc	210x297 mm (A4)	210 mm	302 mm	105 mm
TM-TD02000UMS1pc	148x210 mm (A5)	150 mm	212 mm	75 mm
TM-TD04000UMS1pc	100x210 mm (1/3A4)	105 mm	212 mm	75 mm

Counter-Top Brochure Holder – Delta Style



A4



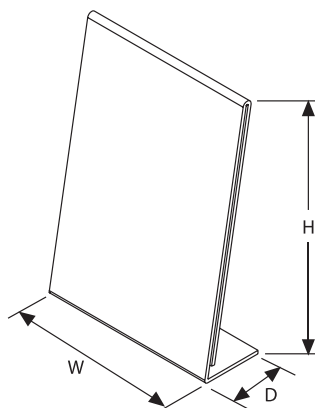

1/3 A4



A5

- High quality transparent single-sided brochure holder.
- Available sizes: A4, A5, 1/3 A4 (DL).

Mostly used for displaying menus at restaurants, price lists at showrooms, information at hotels or clinics reception desks etc.



***No minimum order**

Product #	Insert Size	W	H	D
TM-LD01000UMS1pc	210x297 mm (A4)	210 mm	305 mm	92 mm
TM-LD02000UMS1pc	148x210 mm (A5)	150 mm	215 mm	72 mm
TM-LD04000UMS1pc	100x210 mm (1/3A4)	105 mm	215 mm	72 mm

Brochure Holder – Alpha Style

- High quality transparent 1 pocket brochure holder.
- Available size: A4, A5.


Mostly used for displaying promotional offers, catalogs and forms at hotels, banks, and reception desks etc.



A4



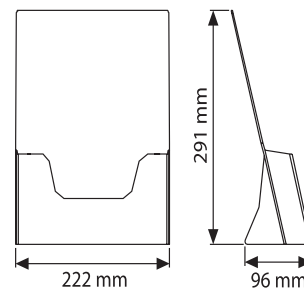
A5



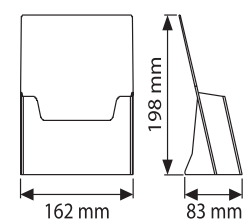
*No minimum order

Product #	Insert Size
TM-D001005UMS1pc	210x297 mm (A4)
TM-D001004UMS1pc	148x210 mm (A5)

A4 Size



A5 Size



Brochure Holder - Alpha Style x3



A5x3



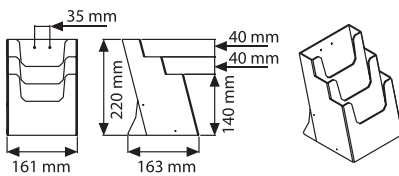
A4x3

- High quality transparent 3 pocket brochure holder.
- Available size: 3xA4, 3xA5.

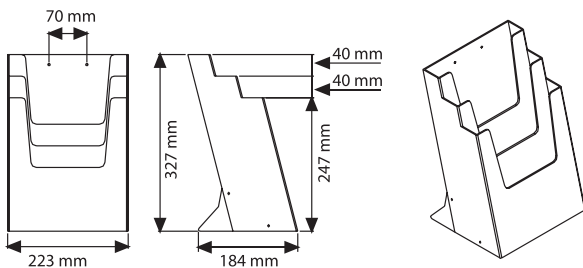
Mostly used for displaying promotional offers, catalogs and forms at hotels, banks, and reception desks etc.



A5x3 Portrait



A4x3 Portrait




*No minimum order

Product #	Insert Size	Capacity
TM-D003000UMS1pc	210x297 mm (A4)	A4x3
TM-D004000UMS1	148x210 mm (A5)	A5x3

Upright Clear Brochure Holder

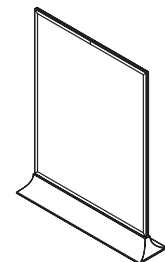

- High quality transparent double-sided brochure holder.
- Available sizes: 8.5x11", 5x7", 4x6".
- Graphics can be easily updated from side/top.

This elegant counter-top brochure holder is the perfect solution for displaying information on a reception desk, menus on restaurant tables and more.



*No minimum order

Product #	Insert Size	W	H	D
TM-DTLDN81UMS-U	8.5x11"	9.84"	12.52"	2.20"
TM-DTLDN57UMS-U	5x7"	6.30"	8.35"	1.81"
TM-DTLDN46UMS-U	4x6"	5.12"	7.17"	1.57"







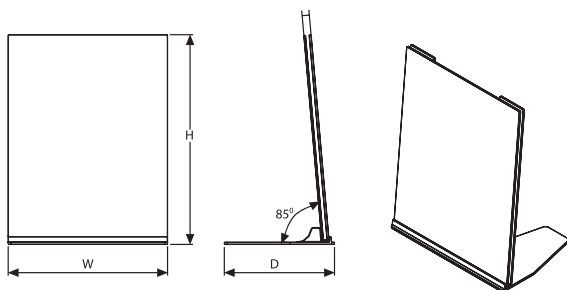
Foldable Counter-top Brochure Holder

High quality transparent single-sided brochure holder made of clear anti-glare acrylic material.

- Cost effective
- Stable and durable.
- Available sizes: 5x7", 4x6".



Mostly used for displaying best-sellers info, special offers at restaurants, information / instructions at clinics reception desks etc.



*No minimum order

Product #	Insert Size	W	H	D
TM-DFLDN46UMS-U	4x6"	4.06"	6.26"	3.94"
TM-DFLDN57UMS-U	5x7"	5.04"	7.28"	4.33"

Aluminum Based Brochure Holder

Counter-top leaflet holder made of a clear acrylic pocket and elegant silver anodized aluminum base.

The base can fit a variety of brochure materials (PVC, PET...) with thickness of 0.04"-0.16".

This elegant counter-top brochure holder is the perfect solution for displaying menus in coffee places or restaurants, information on a reception desk in hotels, banks, clinics and more.




8.5x11" Portrait

Catch thickness
min. 0.04"/1 mm
max. 0.16"/4 mm



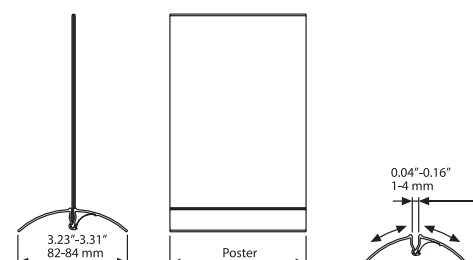
4x6" Portrait

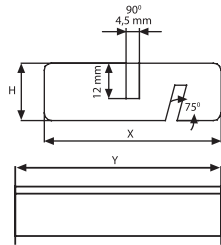



5x7" Landscape

*No minimum order

Product #	Insert Size	Description
TM-MDNP081USW-U	8.5x11"	Portrait
TM-MYNP057USW-U	5x7"	Landscape
TM-MYNP046USW-U	4x6"	Portrait
TM-MDNP0A5USW1pc	148x210 mm (A5)	Portrait
TM-MYNP0A5USW1pc	210x148 mm (A5)	Landscape
TM-MDNP4A3USW1pc	100x210 mm (1/3A4)	Portrait
TM-MDNP0A4USW1pc	210x297 mm (A4)	Portrait





*No minimum order

Product #	Size	X	Y	H
TM-H0N0070UWC-U	2.76"	2.36"	2.76"	0.79"
TM-H0N0105UWC-U	4.13"	2.36"	4.13"	0.79"
TM-H0N0150UWC-U	5.91"	2.36"	5.91"	0.79"
TM-H0N0210UWC-U	8.27"	2.36"	8.27"	0.79"
TM-H0N0070UWC1pc	70 mm	60 mm	70 mm	20 mm
TM-H0N0105UWC1pc	105 mm	60 mm	105 mm	20 mm
TM-H0N0150UWC1pc	150 mm	60 mm	150 mm	20 mm
TM-H0N0210UWC1pc	210 mm	60 mm	210 mm	20 mm

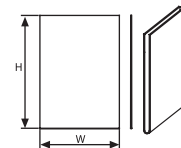
Wooden Base Brochure Holder

- Double-sided brochure holder composed of beech wooden base and clear acrylic pocket.
- The base allows 2 angles for positioning the content: 75- and 90-degrees angles.
- Available in many sizes.
- Lacquered finished for high resistance.

A great solution for displaying business cards, ticket info, menus, promotional information and more.



U shaped Acrylic pocket



*No minimum order

Product #	Insert Size	W	H
TM-UAD0081UPC-U	8.5x11"	6.35"	11.18"
TM-UAD0058UPC-U	5.5x8.5"	3.2"	8.66"
TM-UAD00A4UPC1pc	210x297 mm (A4)	216 mm	300 mm
TM-UAD00A5UPC1pc	148x210 mm (A5)	148 mm	214 mm
TM-UAD00A6UPC1pc	105x148 mm (A6)	105 mm	152 mm

Countertop Brochure Holder

Elegant table stands that include the Vista brochure holder are the perfect solution for displaying information on a reception desk, a customer service point or on any other counter providing information. Different products go with different tray sizes.



Wall Mounted Brochure Holder

Vista brochure holders combine perfectly with any Vista wall frame to create an attractive practical display product. The released back of the tray allows it to curve in alignment to the sign frame or easily be attached to a flat board.



Post Stands Brochure Holder

Vista's Brochure Holders on posts are a wonderful platform for displaying information. The freestanding base of these products makes it possible to move and relocate them in crowd crossing areas to display literature. Many of the products are available with all tray sizes.

BH-PS0008



BH-PS0005




BH-PS0003



Angled Floor Stand Info-board

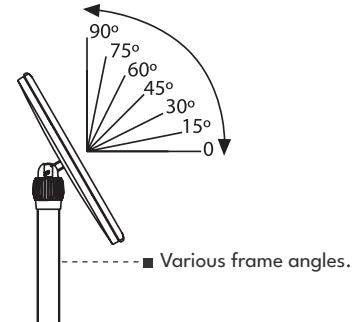
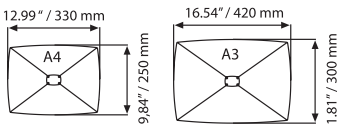
- Multifunctional freestanding floor stand for displaying messages, promotional or instructional info.
- Portrait & Landscape orientation poster snap frame.
- Various frame angles for optimal content view.
- Adjustable height post.
- Heavy stable base.

This brilliant product is one of Vista's best sellers thanks to its multifunctional attributes. It is being used mostly in restaurants, coffee shops and bar as a standing menu board, as well as in banks and other institutes.



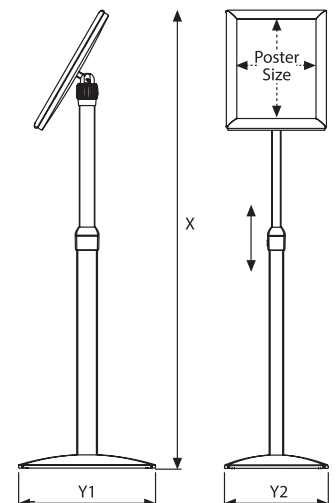
Decorative base
Powder coated
RAL 9006
6.040 lbs

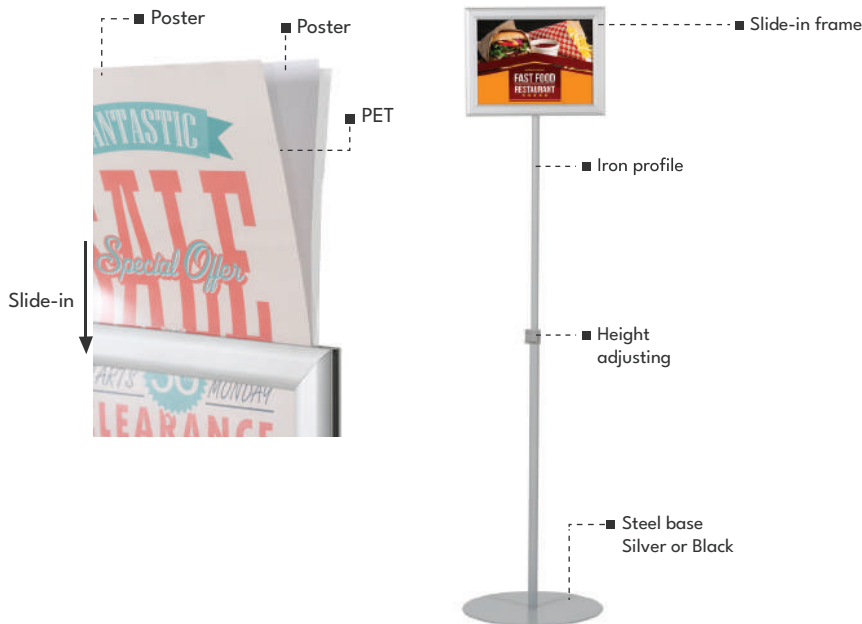
Decorative base
Powder coated
RAL 9006
8.818 lbs



*No minimum order

Product #	X max	X min	Y1	Y2	Insert size	Description
TM-B600581UDM-U	47.44"	34.06"	12.99"	9.84"	8.5x11"	Landscape
	49.21"	35.83"				Portrait
TM-B600517UDM-U	49.61"	35.43"	16.54"	11.81"	11x17"	Landscape
	51.97"	37.80"				Portrait
TM-B6005A4UDM	1205 mm	865 mm	330 mm	250 mm	210x297 mm (A4)	Landscape
	1250 mm	910 mm				Portrait
TM-B6005A3UDM	1250 mm	910 mm	420 mm	300 mm	297x420 mm (A3)	Landscape
	1310 mm	970 mm				Portrait



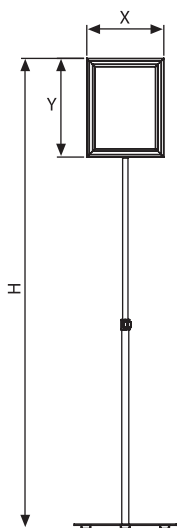


Slide-in Frame Info-board

Double-sided floor stand info-board with a pivoting frame for an optimal view.

- Slide-in frame for quick and easy graphics changing.
- Portrait & Landscape frame assembly options.
- Adjustable height post.
- Heavy stable base.

Vista's slide-in frame Info-board is most popular in hotels, shops, galleries, museums lobbies and every other public area where instructional or promotional information is required for crowd guidance.

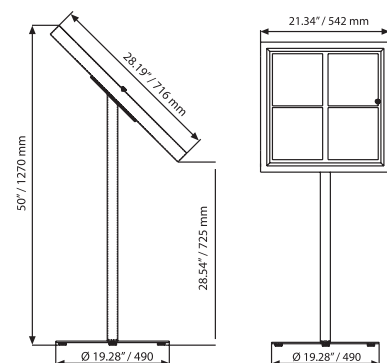
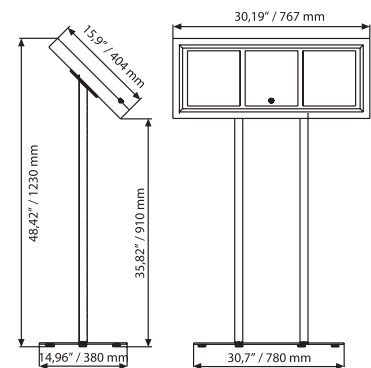


*No minimum order

Product #	Frame size (x-y)	Insert size	Graphic size	H min	H max	Description	Profile finish
TM-TD20N81UMB-U	9.16x11.57"	8.5x11"	7.09x9.61"	37.28"	55.55"	Portrait	Silver
				37.52"	55.79"	Landscape	
TM-TS10B81UMB-U	9.69x12.20"	8.5x11"	7.80x10.31"	33.07"	51.18"	Portrait	Black
				31.26"	49.37"	Landscape	
TM-TD20N17UMB-U	11.57x17.56"	11x17"	9.61x15.59"	41.22"	59.49"	Portrait	Silver
				32.95"	51.22"	Landscape	
TM-TS10B17UMB-U	12.20x18.19"	11x17"	10.31x16.69"	37.40"	55.67"	Portrait	Black
				35.67"	53.98"	Landscape	
TM-TD20NA4UMB	224x311 mm	210x297 mm (A4)	174x261 mm	914 mm	1405 mm	A4 portrait	Silver
				854 mm	1318 mm	A4 landscape	
TM-TD20NA3UMB	311x434 mm	297x420 mm (A3)	261x384 mm	1064 mm 941 mm	1528 mm 1405 mm	A3 portrait A3 landscape	Silver

Menu Board Stand

- Outdoor restaurants stand for displaying menus, special offers and events.
- Made of durable steel to fit outdoor conditions.
- 2 sizes available: 3x A4/Letter and 4x A4/Letter.
- Includes magnetic tape and buttons for paper fixing.
- Single leg can be adjusted to portrait / landscape orientation.



*No minimum order

Product #	Capacity	Profile finish	Height
TM-OON0481UMB-U	4x(8.5x11")	Black	50" / Landscape
TM-OON0381UMB-U	3x(8.5x11")	Black	48.43" / Landscape
TM-OOB04A4UMB	4x A4	Black	1270 mm / Portrait
TM-OOB03A4UMB	3x A4	Black	1230 mm / Landscape



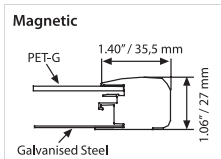
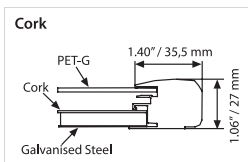
Magnetic

Cork/ Magnetic Bulletin Board


An extremely practical bulletin board, composed of a 30mm (1.18") aluminum profile with a slim design - 27mm (1.106") depth.

- 2 options for backing: cork / magnetic.
- Includes a hidden lock and one key set.
- For indoor use.

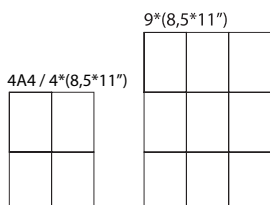
Use Vista's wall mounted bulletin board for posting public messages, announcing events, providing information, or promoting sales items.



Cork



Size of boards for all Universal Showboard models:



*No minimum order

Product #	Frame size (x-y)	Graphic Size	Capacity	Model
TM-NU104A4USB-U	22.05x28.74"	19.25x25.94"	4x(8.5x11")	Cork
TM-N2004A4USB-U	23.03x29.72"	19.49x26.18"	4x(8.5x11")	Magnetic
TM-NU109A4USB-U	31.10x41.34"	28.31x38.54"	9x(8.5x11")	Cork
TM-NU104A4USB	560x730 mm	489x659 mm	4xA4	Cork
TM-NU204A4USB	560x730 mm	489x659 mm	4xA4	Magnetic
TM-NU206A4USB	560x1050 mm	489x979 mm	6xA4	Magnetic
TM-NU209A4USB	790x1050 mm	719x979 mm	9xA4	Magnetic



Magnetic

Cork

Illuminated Bulletin Board

This Cork/Magnetic bulletin board is illuminated using LED strips at the top and the bottom of the frame.

- Composed of a silver finish aluminum frame, 70mm width and 50mm depth.
- Each unit includes 2 mounting arms, 1 key set and plug and cable.
- Can be used outdoor.

Use Vista's illuminated bulletin board for posting public messages, announcing events, providing information, or promoting sales items.



4A4

*No minimum order

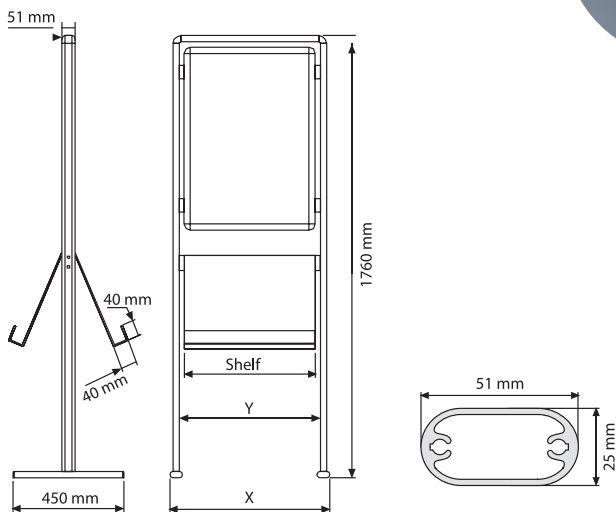
Product #	Frame size (x-y)	Paper area	Insert Size	Capacity	Description
TM-N0L04A4UNB	590x760 mm	483x653 mm	450x620 mm	4xA4	Cork
TM-N1L04A4UNB	590x760 mm	483x653 mm	450x620 mm	4xA4	Magnetic



Poster Floor Stand

Double-sided poster / info stand composed of a 32mm snap frame.

- Silver anodize profile finish.
- Anti-reflex PET covers
- Acrylic shelves and wheels can be ordered separately.



*No minimum order

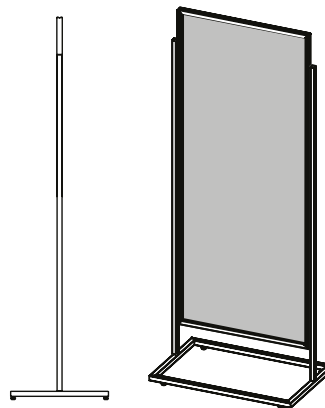
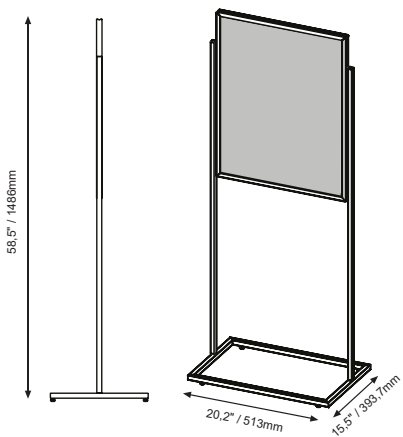
Product #	Insert size	X	Y
TM-200CNB2UIB	500x700 mm	660 mm	584 mm
TM-200CNB1UIB	700x1000 mm	860 mm	784 mm

Sturdy Base Poster Stand

Double sided display stand, including a sturdy metal base, suitable for crowded environments.

Poster is placed by sliding it down from the top.

* Product available in US only



*No minimum order

Product #	Insert size
TM-M20G118UIB-U	18x24"

*No minimum order

Product #	Insert Size	Graphic Size	Profile finish
TM-S20B129UIB-U	22x69"	-	Black
TM-S20N129UIB-U	22x69"	20.91x67.91"	Silver

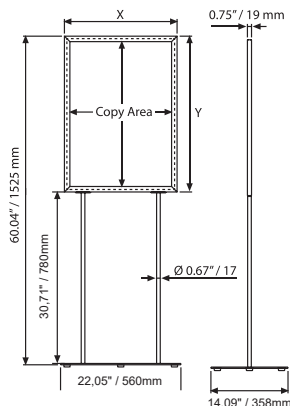
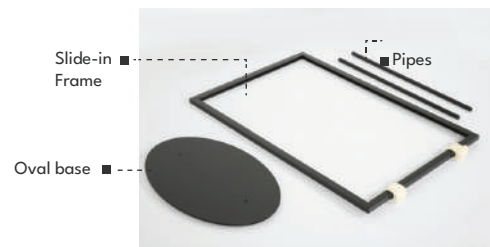
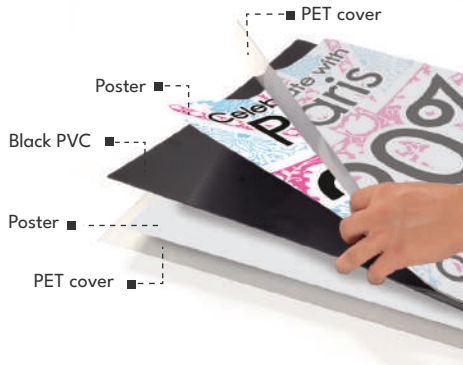


Oval Based Poster Stand

A double-sided floor stand, composed of a silver / black aluminum frame, 2 anti-glare PET covers and an oval steel base.

A black PVC sheet is included to prevent light transition between the 2 posters.

Poster updating is quick and easy. Simply slide out the old graphics, then slide in the new one between the protective black sheet and poster cover sheet.



*No minimum order

Product #	Frame size (x-y)	Insert Size	Graphic Size	Profile finish
TM-S10B022U1B-U	22.91x28.91"	22x28"	20.90x26.90"	Black
TM-S10N022U1B-U	22.91x28.91"	22x28"	20.90x26.90"	Silver

Sidewalk Sign

Vista's double-sided poster sign for indoor and outdoor use includes Silver / Black aluminum finish Snap frame that allows quick and easy graphics update.

A Black durable water base keeps the sign in place in outdoor wind conditions (made of High-Density Polyethylene). Fill it with water or sand to increase weight and stability.

Vista's sidewalk sign is a great solution to attract crowd's attention in front of markets or restaurants and at events such as conventions weddings or other parties.



Heavy-duty coil springs resist strong winds and return the sign to an upright position

*No minimum order

Product #	Insert Size	Graphic Size	Profile finish
TM-M000B34UTW-U	30x40"	29.6x39.6"	Black
TM-M000N24UTW-U	24x36"	23.6x35x6"	Silver



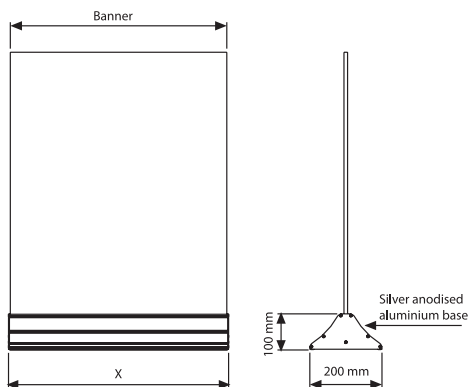

Rigid Poster Stand

Cost-effective easy-to-use poster stand made of an aluminum base that can accept rigid poster boards such as PVC foam panels, with thickness between 5 to 10mm (0.20" to 0.39").

For indoor use.

Mostly used in shopping malls, seminars, clinics, banks, restaurants and more.

Adjust the fixing nut at the bottom to fit your poster width. To change the poster board, simply loosen the nut, remove the current graphics place the new one and fasten the nut again.



*No minimum order

Product #	Frame size (x)	Insert Size
TM-0100300UMS-U	12.20"	11.80"
TM-0100600UMS-U	24"	23.62"
TM-0100300UMS	310 mm	300 mm
TM-0100600UMS	610 mm	600 mm
TM-0100800UMS	810 mm	800 mm
TM-0101000UMS	1010 mm	1000 mm

Queue Belt Barrier

Queue belt barrier for crowd control, with 900mm / 35.4" high post and 2900mm / 118" retractable belt.

The system is composed of a sturdy durable steel post, a heavy steady rubberized base, and a colored belt.

- Multiple options for post finishes.
- Multiple options for belt colors.

Use Vista's Queue belt barriers to control crowds wherever queue management is needed, from airports to retail, attractions to schools, museums, parks and more.

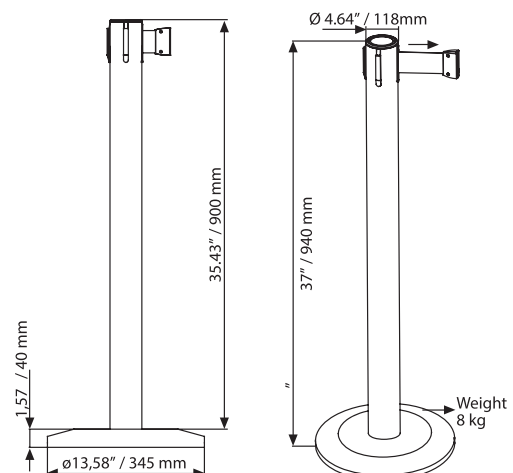
Belt available colors: Black, Red and Blue.

Post and base available finishes: Black, Grey and Chrome.



*No minimum order

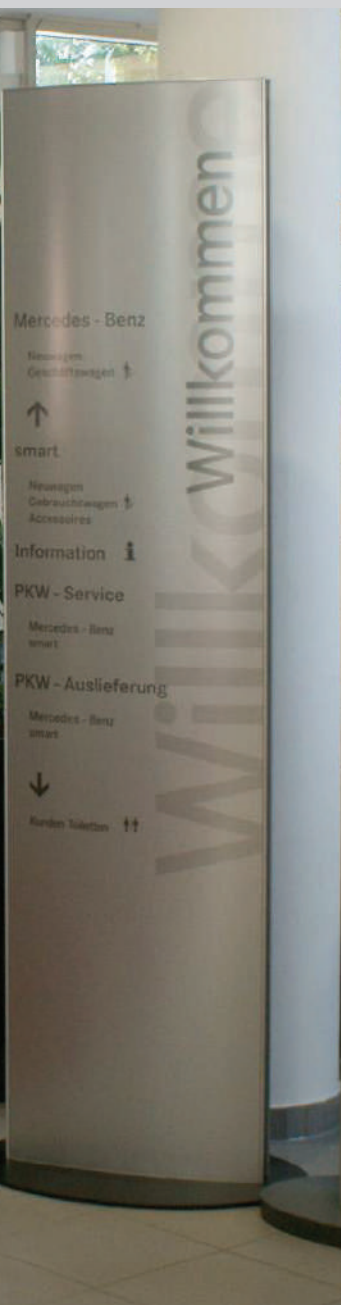
Product #	Profile finish
TM-L01BB00UQB-U	Black-Black Tape
TM-L01BR00UQB-U	Black-Red Tape
TM-L01BL00UQB-U	Black-Blue Tape
TM-L01GB00UQB-U	Grey-Black Tape
TM-L01GR00UQB-U	Grey-Red Tape
TM-L01GL00UQB-U	Grey-Blue Tape
TM-L01CB00UQB-U	Chrome-Black Tape
TM-L01CL00UQB-U	Chrome-Blue Tape
TM-L01CR00UQB-U	Chrome-Red Tape





Vista Sectors

Just brand it



Something new in the sign industry!

Wouldn't it be nice to offer your clients a sign system designed for their specific business instead of showing a general collection of sign types?

A special design team at Vista System has been dedicated to researching, surveying, and designing unique families of products to match specific business segments.

Vista System is the first in the world to offer a unique line of signage products designed specifically for:

- Transportation
- Healthcare And Hospitals
- Restaurants
- Education Institutes
- Banks And Finance
- Auto Dealerships

And more...

We feel this is a refreshing breakthrough in the sign industry!



Gautrain Park Station



Transportation

Transportation and signage are crucial aspects of urban infrastructure and planning. This is where Vista System comes into play.

Healthcare

Vista's signage families include hundreds of types and sizes of way-finding signs for each area of the hospital / clinic.

St. Patrick's Hospital




Motherland Coffee



Restaurants

Signage system plays a crucial role in the success of restaurants and bars, serving various purposes that contribute to the overall customer experience and business performance.

Manatee Technical Institute



Education

Vista's solution for the education sector meets the challenges and complexity of campus signage.

Nedbank Ltd



Banks

Proper signage in banks should be styled and implement communicative elements such as signs and displays and of course to convey information within a bank to customers.

Daimler Chrysler



Auto Dealerships

What better way to showcase the features and benefits of an offerings than an appealing and immersive signage system.



Check out our Vista Line gallery and let us know what you think: www.vistasystem.com/VistaLines

Samples and Display Kits for the Sign Professional

Vista System

- Display Panel - includes 8 sign types.
- Promo 20 - includes 20 customized samples.




Vista Square

- Display Panel - includes 5 sign types.
- Promo 20 - includes 20 customized samples.



Vista Nova

- Display Panel - includes 6 sign types.
- Promo 20 - includes 20 customized samples.



Vista Sharp

- Display panel - includes 5 sign types.
- Promo 20 - includes 20 customized samples.



Vista Expand Sample Sign

- Sample Sign XP700*300mm including two types of end caps.



Advanced Signage Media Kit

- 4 sample signs on a practical A3 size display board.



Architect Kit

- An impressive slipcase - includes 2 display boards with 4 different sample signs.



Slider kit

- 3 types of slider elements in 5 different signs.



Light Box Sample Sign

- Single sided flat light box, 16" x 18" (414 x 452 mm) including "cut-out" graphics and LED lenses illumination.
- This sample is available in two options:
 - 1) with an acrylic front
 - 2) with a fabric front



Brochure holder kit

The sensational Brochure Holder Kit comes with 3 brochure holders in varying sizes:

- 1/3A4 (DL), A5, A4, Kit Brochure,
- 3 Inserts to fit each brochure holder.



Deluxe combined display board

- 748x1250mm printed board with 14 signs and graphics



Combined Sign Sample Case

- The Combined Sign Sample Case provides you with 10 stunning samples!



Buying Vista System kits is one of the very best "investments" you can make! Don't wait another minute, make a call and **let the kits work for you!**



Learn how Vista's kits help you sell!



Become a vista System Ambassador and get:

- The complete sales tools package that includes more than 10 different kits
- 10% lifetime discount
- Top-notch support and service

Join our success!

Local contact details are on the next page.



CONTACT US

Vista System's product lines are sold to signage manufacturers in over 100 countries worldwide.

To connect with your local distributor, visit the contact details page on our website:



www.vistasystem.com/contact-us/

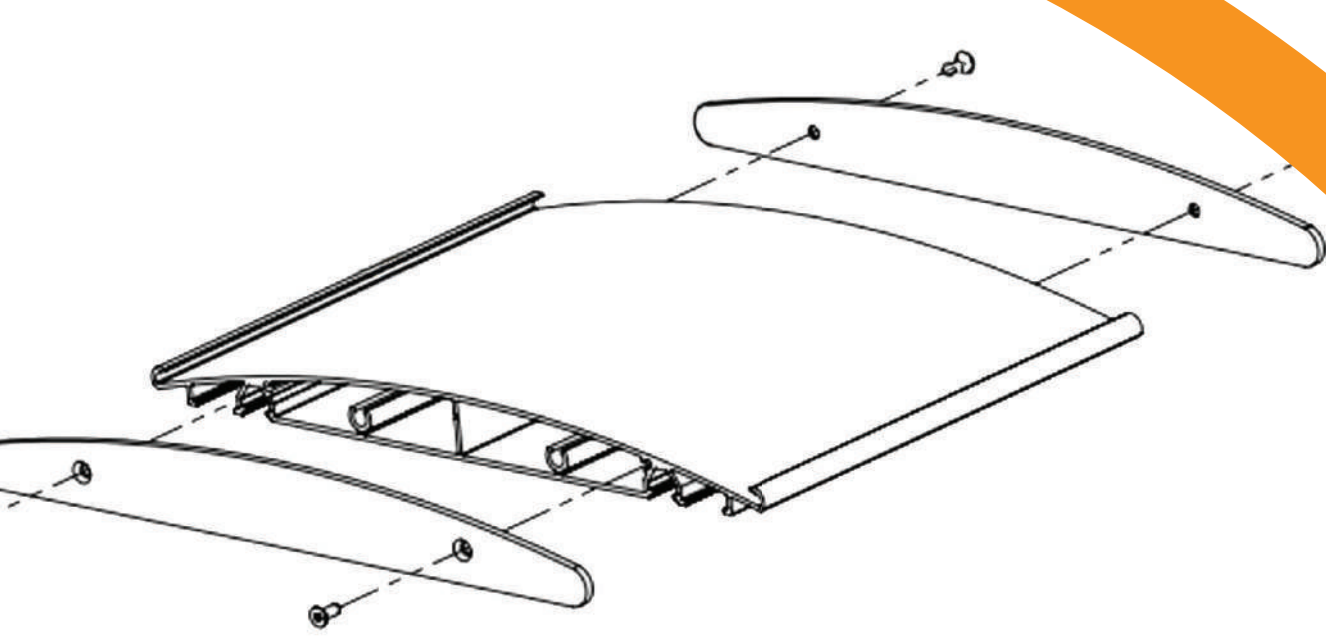


USA

Sarasota, FL, 34234

Tel: (800) 468-4782, (941) 365-4646

Email: usa@vistasystem.com



Vista
system

www.vistasystem.com